



## **FAQ - SWABIZ + SWABIZ Mobile Booking Set Up**

University of Wyoming Athletics

Link your Rapid Rewards® account one-time for access to discounted fares<sup>1</sup> and earn points<sup>2</sup>

- 1 Visit **SWABIZ.com**.
- 2 Click the "Traveler" tab, and enter Company ID **99381494**
- 3 Expand "Log in with my RR account" and enter your Rapid Rewards® account number & password.
- 4 Verify and accept the inputted information.
- 5 Click "Log in".
- 6 All done. You are ready to book via the app!

The screenshot shows the SWABIZ login interface. At the top, there are navigation links: LOG IN, CHECK IN, FLIGHT STATUS, and CHANGE/CANCEL. Below this, a section titled "Already enrolled?" prompts the user to log in. There are two tabs: "Traveler" (selected) and "Travel Manager". A red box labeled "2" highlights the "COMPANY ID NUMBER" field, which contains the value "99381494". Below this, a red box labeled "3" highlights the "Log in with my Rapid Rewards® account" link. Underneath, there are input fields for "RAPID REWARDS ACCOUNT NUMBER OR USERNAME" and "PASSWORD". At the bottom, there are links for "Need help logging in?", "Not a Rapid Rewards member? Enroll now", and a "Remember me" checkbox. A red box labeled "4" highlights the "Log in" button. A red arrow points from the "Enroll now" link to the text below the screenshot.

Not a Rapid Rewards® Member?  
**Enroll now** to earn points you can redeem for leisure travel!

The screenshot shows a "Verify Company Information" dialog box. It contains the following text: "Welcome to SWABIZ®. To associate your Rapid Rewards® account with this company, please verify the following information is correct." Below this, there are two columns: "COMPANY" with the value "University of Wyoming Athletics" and "USERNAME" with the value "Your RR Username". There is a paragraph of legal disclaimer text. At the bottom, there are two buttons: "No, return to login" and "Yes, this is correct". A red box labeled "5" highlights the "Yes, this is correct" button.

**6** Switch to the Southwest Mobile App

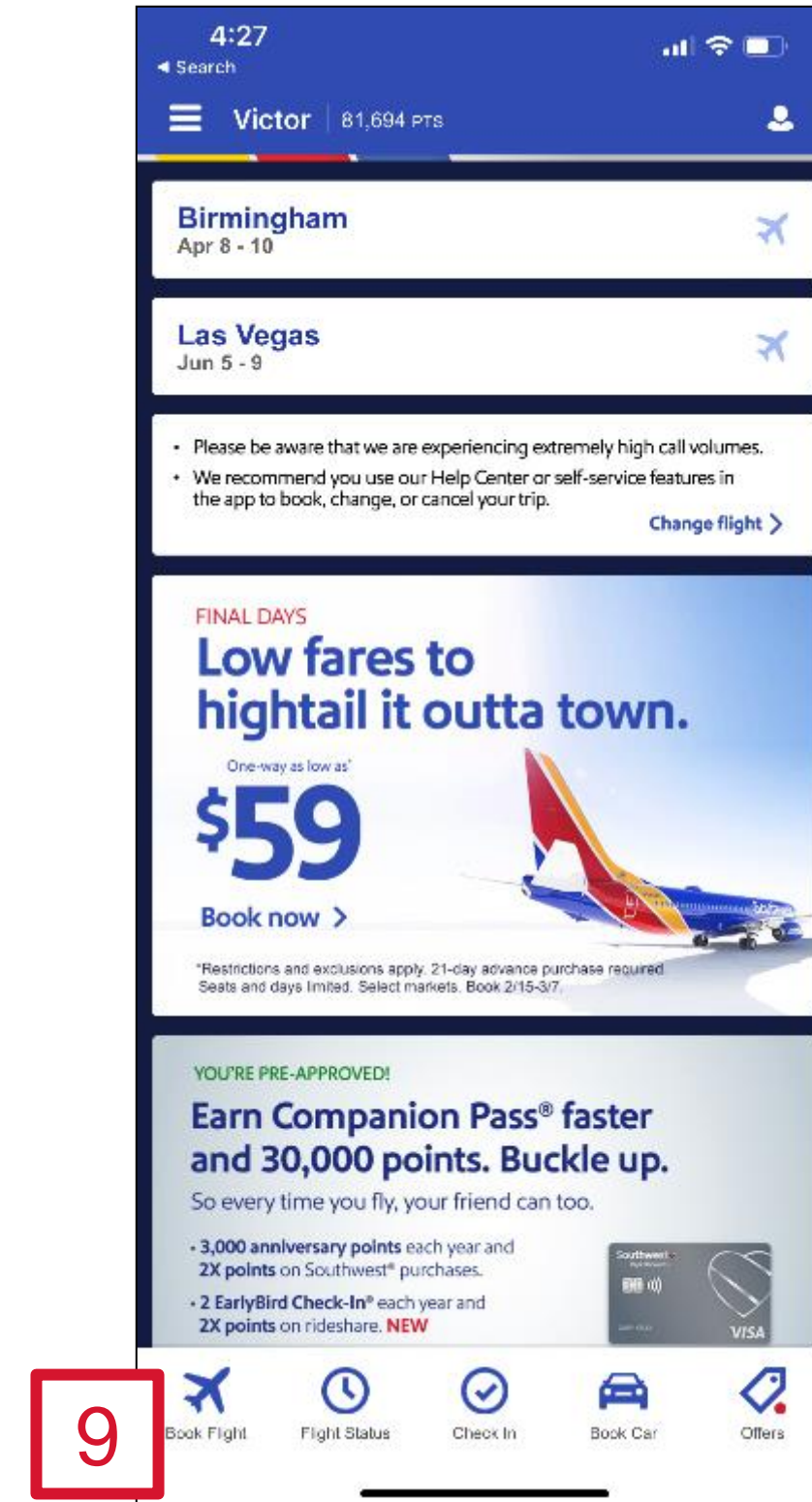
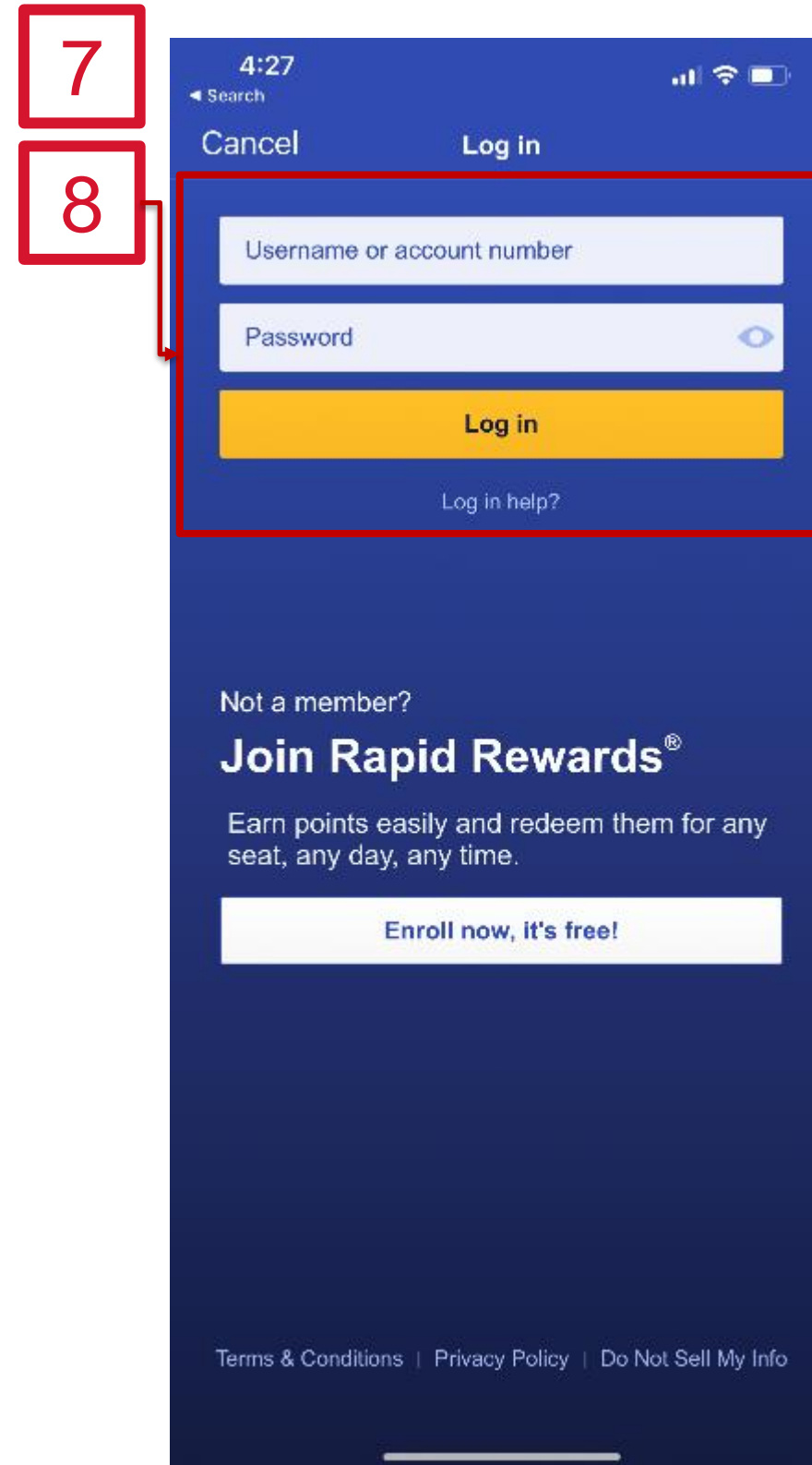
# SWABIZ® mobile booking

## Mobile booking with SWABIZ

**7** Open the Southwest app.

**8** Log in with your Rapid Rewards number and password.

**9** Tap “Book Flight” and enter flight information.



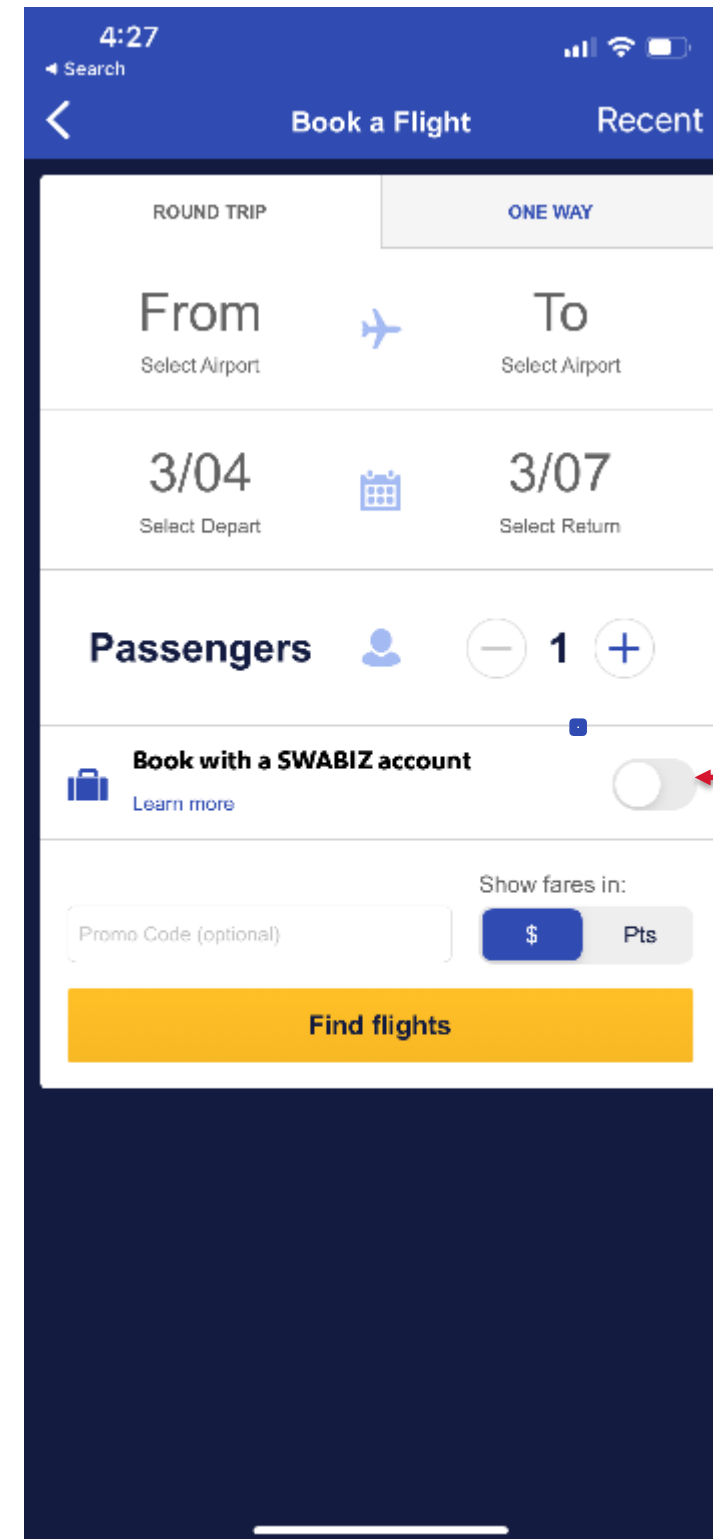
<sup>1</sup>Discount exclude fare sales and competitive match pricing. Discounts accessible through SWABIZ, third party booking channels under Collin College policy, and travel agencies permitted for use by Collin College. <sup>2</sup>Rapid Rewards rules and regulations apply and can be found at [Southwest.com/rrterms](https://www.southwest.com/rrterms).

# SWABIZ<sup>®</sup> mobile booking

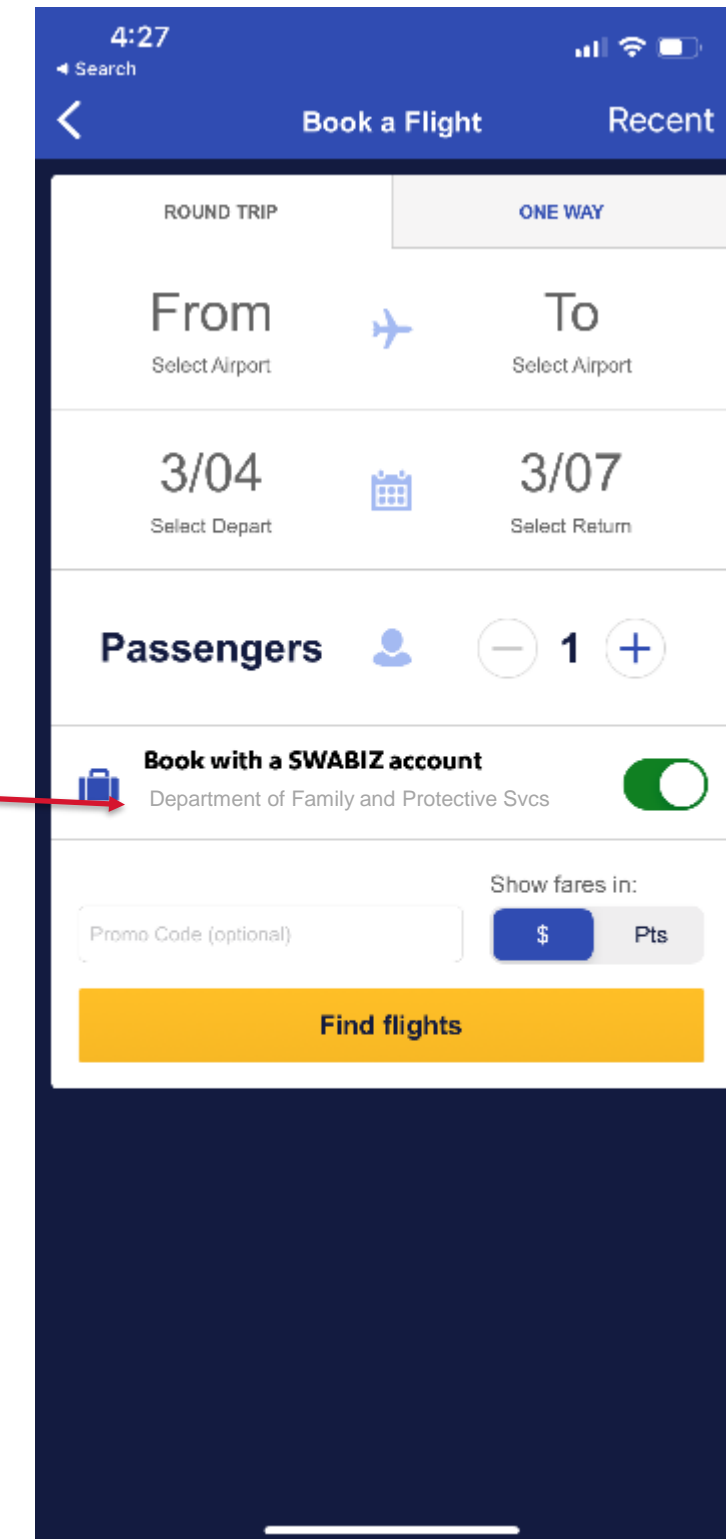
## Mobile booking with SWABIZ

**10** Verify it says “**University of Wyoming**” and that the toggle is green.

**11** Tap “Find flights” and view your discounted rates!



10



11