

# Operating Budget

For the Fiscal Year July 1, 2013 to June 30, 2014



UNIVERSITY OF WYOMING

TABLE OF CONTENTS  
2013-2014

Academic Affairs.....	25,32	McIntire Stennis – 4 <sup>th</sup> Quarter.....	21,118
Computer Fee (Undeclared).....	25	McIntire Stennis – 1 <sup>st</sup> -3 <sup>rd</sup> Quarters.....	21,118
Instructional Excellence.....	25	Regional Research – 4 <sup>th</sup> Quarter.....	21,118
Office of.....	27,91	Regional Research – 1 <sup>st</sup> -3 <sup>rd</sup> Quarters.....	21,119
Summer Session.....	17	Agricultural & Applied Economics.....	22,119
Vice President.....	27	Hatch - 1 <sup>st</sup> -3 <sup>rd</sup> Quarters.....	22,120
Academic Success Center (LEARN).....	25,141	Regional Research – 4 <sup>th</sup> Quarter.....	22,120
Accelerated Nursing Degree Cont.....	156	Regional Research – 1 <sup>st</sup> -3 <sup>rd</sup> Quarters.....	22,120
Accounting Office.....	28,96	Animal Science.....	22,116,120
Accounts Receivable.....	28,139	Hatch – 1 <sup>st</sup> -3 <sup>rd</sup> Quarters.....	22,121
Accrued Limited Service.....	0000017	Regional Research – 1 <sup>st</sup> -3 <sup>rd</sup> Quarters.....	22,121
Administration.....	39	Research & Extension Centers:	
Associate Vice President for Fiscal Admin.....	28,39,139	Admin-Supp.....	21
Associate Vice President Operations.....	28,40,145	Greenhouse.....	21,115
Central Salary Management.....	28	Laramie.....	21,116
Vice President.....	28,95	LREC Meat Lab.....	21,116
Admissions.....	26,100	Powell.....	21,115
African-Amer Visiting Faculty.....	17,143	SAREC.....	21,115
Afro American Education.....	26,102	Sheridan.....	21,116
Agriculture, College of.....	34	Stock Farm.....	21,116
Administration.....	17,114	Family & Consumer Sciences.....	22,122
Computer Fee.....	25	Hatch – 1 <sup>st</sup> -3 <sup>rd</sup> Quarters.....	22,122
Instruction.....	17	Regional Research – 1 <sup>st</sup> -3 <sup>rd</sup> Quarters.....	22,122
Rochelle Chair.....	173,184	Molecular Biology.....	22,117,123
Summer School.....	17	Hatch – 4 <sup>th</sup> Quarter.....	22,124
Agricultural Experiment Stations		Hatch – 1 <sup>st</sup> -3 <sup>rd</sup> Quarters.....	22,124
Administration.....	21,117	Plant Sciences.....	22,117,124
Hatch – 4 <sup>th</sup> Quarter.....	21,118	Hatch – 4 <sup>th</sup> Quarter.....	22,125
Hatch – 1 <sup>st</sup> - 3 <sup>rd</sup> Quarters.....	21,118	Hatch – 1 <sup>st</sup> -3 <sup>rd</sup> Quarters.....	22,125

McIntire Stennis – 1 <sup>st</sup> – 3 <sup>rd</sup> Quarters .....	22,126
Regional Research – 1 <sup>st</sup> -3 <sup>rd</sup> Quarters .....	22,125
Renewable Resources .....	23,126
Hatch – 1 <sup>st</sup> -3 <sup>rd</sup> Quarters.....	23,127
McIntire Stennis – 1 <sup>st</sup> -3 <sup>rd</sup> Quarters.....	23,127
Regional Research – 1 <sup>st</sup> -3 <sup>rd</sup> Quarters .....	23,127
Veterinary Science.....	23,127
Hatch – 4 <sup>th</sup> Quarter .....	23,129
Hatch 1 <sup>st</sup> -3 <sup>rd</sup> Quarter .....	23,128
State Vet Laboratory.....	23,117
Academic Programs.....	17
Agricultural & Applied Economics .....	17,109,110
Animal Science.....	17,110,111
Family & Consumer Sciences.....	17,111,192
Hydrology.....	17
Microbiology – Coop.....	17
Molecular Biology.....	17,111,112
Plant Sciences.....	17,112
Seed Certification .....	179
Renewable Resources .....	17,113,190
Vet Entomology.....	175
Veterinary Science.....	17,114
Alumni Affairs, Office of.....	28,145
Alumni Plus Peak Scholarship.....	30
American Heritage Center .....	25,45
Discretionary .....	212
American Studies.....	18,51
Anthropology.....	18,50
Art.....	18,51
Arts & Sciences, College of .....	33
Computer Fee .....	25
Dean’s Office.....	25,48
Instruction.....	18,50
Summer School.....	18
ASUW:	
ASTECC .....	171
Business Office.....	170

Athletics .....	32
Academic Counselor .....	31,107,169
Business Office .....	31,104,166
Concessions.....	169
Directors Office .....	31,103,166
Equipment Room .....	31,106
Facilities.....	29,86,170
Ticket Office .....	31,107
Training Room.....	31,106,169
Atmospheric Science.....	19,72
Atmospheric Science Payroll Handling.....	181
Auxiliary Services.....	41
Backyards & Barnyards Newsletter .....	200
Basketball - Men.....	31,104,167
Basketball – Women.....	31,107,167
Berry Center Excellence Fund .....	212
Berry, Robert B., Distinguished.....	195
Biology Program.....	18,142
Biotech Laboratory .....	180
Board of Trustees.....	27
BOCES Science Education .....	199
Botany.....	18,51
BRAND BSN Program .....	204
Brucellosis Testing & Research.....	21
Brucellosis Vaccine Research.....	21
Budget Descriptions.....	1
Budget Details for Section I Accounts – By Division.....	32
Budget Details for Section I Accounts – By Function .....	17,156
Budget Details for Special Appropriations .....	148
Budget Details for State Agency Accounts .....	161
Budget, Funding by Category .....	13,16,152
Budget, Funding Source .....	12,15,151
Budget, Medical Education.....	151
Budget, Object of Expenditure Distribution .....	14,16,154
Budget Reallocations .....	28
Budget Summary – Revenue.....	10

Budget Summary – Expenditures.....	11	Communication/Mass Media .....	18,53
Budget Transfer Reserve .....	27	Computer Science .....	19
Bugas, John S. Gifts in Economics .....	197	Cooperative Extension:	
Business, College of .....	36	Administration .....	24,129
Academic Advising.....	26	Agricultural & Applied Economics.....	24,134
Computer Fee .....	25	Animal Science .....	24,134
Exec MBA Program .....	204	Dean .....	24
Instruction.....	19,66	Family & Consumer Sciences .....	24,135
MBA Tuition Differential.....	19,147	Four-H.....	24
Summer School.....	19	Penalty Mail.....	24
Campus ID System Maintenance.....	28	Plant Sciences .....	24,135
Campus Planning.....	29,87	Renewable Resources.....	24,135
Campus Police .....	27,41,93	Smith Lever 1st-3rd Quarters.....	24,131,132,133
Special Events.....	178	Smith Lever 4 <sup>th</sup> Quarter.....	24,132
Campus Recreation Salaries/Benefits .....	191	Smith Lever Federal Retirement .....	24
Career Services Center .....	26,101	Veterinary Science .....	24,136
Cashier’s Office.....	28,96	Copy Center .....	186
Catering .....	202	Correspondence Fee Refund .....	27
Center for Teaching Excellence.....	25,48	Correspondence Study .....	20
Central Salary Management.....	28	Counseling Center/Drug Education.....	26,102
Central Scheduling.....	28	County Agents.....	176
Centrex Telephone Service.....	27,94	County Asst Agents.....	175
Chamberlain Lecture.....	183	County Commissioners Scholarship.....	30
Chemical Engineering.....	19	Cowboy Joe Club Operations.....	174
Chemistry.....	18,52	Criminal Justice.....	18,65
Chicano Studies .....	18,137	Cultural Affairs .....	26
Civil & Architectural Engineering .....	19	Cultural Outreach.....	24,80
Classroom Building Coordinator .....	29,139	Daniels, Bill Chair Business Ethics.....	207
Cline, Roy L. & Caryl L .....	195	Dean of Students GA’s.....	26
Coach Bus-Fine Arts Rentals.....	25	Dean of Student Special Projects .....	193
Coe, W.R. Estate:		Dean of Students STOP Violence .....	26,147
Professorship Chair.....	184	Debate Scholarships.....	30
Coe, W.R. School:		Demaray Endowment Fund.....	184
American Heritage Center .....	184	Dentistry Contracts .....	155,156
Commencement Expense .....	27	Development, Office of.....	27,41,94
Communication Disorders .....	20,74,180	Development Office Salary .....	177

Disabled Student Services .....	26,102	Engineering, College of .....	36,174
Division of Disability Studies .....	20,142	Course Fees .....	25
Division of Research Support .....	21,103	Dean's Office .....	25,49
Drum, Anna & Sherrill in Geology .....	212	Excellence Fund .....	206
Ecology .....	17	Instruction .....	19,69
Education, College of .....	37	Outreach Revenue Share .....	214
Course Fees .....	19	Summer School .....	19
Curriculum & Research Center .....	179	Engineering Science .....	19
Dean's Office .....	25,49	English .....	18,53
Educational Studies .....	19,69	Enhanced Oil Recovery - Engr .....	21
Elementary and Early Childhood Education .....	19,137	ENR Discretionary Fund .....	212
Graduate Studies .....	19	EOR Commission & Support .....	161,162
Instruction .....	19,68	EOR Tech Outreach & Research .....	161,162
Partnership .....	19,68	Epscor II .....	21,103
Professional Studies .....	19,145	Facilities Engineering .....	29,86
PR and College Climate .....	19	Facilities Planning Construction Handling Account .....	183
Science Math Teaching Center .....	19,68	Faculty Senate .....	27,94
Secondary Education .....	19,138	Family Practice Casper .....	155,156,157,194
Summer School .....	19	Family Practice Cheyenne .....	155,156,158
Teaching Residency .....	200	Fleet Operations-Car Rental .....	181,192
Undergraduate Studies .....	19,69	Football .....	31,104,167
EEO Office .....	28,146	Four-H Foundation Secretary .....	176
EFNEP .....	185	Freshman Summit .....	26
Electrical and Computer Engineering .....	19	Gardner Chair in Physiology .....	191
Employer Paid Benefits .....	32	General Counsel, Office of .....	28,97
Academic Support .....	25	General Expense .....	27
Athletics .....	31	Geography .....	18,55
Family Practice Centers .....	156	Geology & Geophysics .....	18,55
Institutional Support .....	27	Golf – Men .....	31,105
Instruction .....	17	Golf – Women .....	31,108,167
Operation & Maintenance of Plant .....	29	Governmental Affairs .....	28,41,146
Public Service .....	24	Graduate Program:	
Research .....	21	Administration & Teaching .....	25
Student Services .....	26	Allocations .....	20
Summer School .....	17,18,19,20	Assistantships .....	30
WWAMI .....	156		

Graduate Assistants Reserve.....	20
Health Insurance Scholarships.....	30
Scholarships/Tuition Waivers.....	30
Training.....	17
Guthrie, John A.....	185
Haub, Helga Otto Sch Env Nat Res.....	200
Haub School Envir & Nat Res.....	21,137
Hazardous Waste Disposal.....	27
Health Sciences, College of.....	37
Academic Program Startup Quasi Endow.....	207
Accelerated Nursing Degree Cont.....	155,156
Communication Disorders.....	20,74,180
Computer Fee.....	25
Dean's Office.....	25,49
Dentistry Contracts.....	155,156
Disability Studies.....	20
Family Practice Casper.....	155,156,157,194
Family Practice Cheyenne.....	155,156,158
Instruction.....	20
Kinesiology and Health.....	20,76
Medical Educ Quasi Expendable.....	207
Nursing.....	20,73
Outreach Revenue Share.....	214
Pharmacy.....	20,75,141,211
Social Work.....	20,74
Summer School.....	20
WWAMI Medical Education.....	155,156,160
Health Service – Pharmacy.....	165
History.....	18,56
Housel/Arnold Professorship.....	185
Howard Distinguished Prof.....	183
Hoyt, John W. Scholarship.....	30
IKON Exclusive Copier/Printer.....	191
Indian Education.....	26,102
Indirect Cost:	

Atmospheric Science.....	172
Chemical Engineering.....	172
Engineering Dean.....	172
Health Sciences Dean.....	172
Natural Science Program.....	173
Range Management.....	173
Vice President – Finance.....	173
Vice President – Research & Econ Dev.....	173
WYNDD.....	187
Information Technology.....	25,41,45
Academic Research Services.....	28
Administrative Systems.....	27,90
Application Development.....	25
AV IT.....	25,142
Campus Appl Mgmt.....	28
Campus Data Network.....	176
Campus Services.....	177
Computer Fee.....	25
CSS Academic Support Unit.....	25
CSS Departmental Consulting.....	25
Data Conn/Subsc Serv.....	27
Micro Maintenance.....	181
Operations.....	25,165
Student Information Systems.....	28
Systems Development.....	25
Institutional Analysis.....	27,91
Insurance.....	27
Internal Auditor.....	27,42,91
International Partic Trng.....	177
International Programs.....	27,92
International Programs/Immigration.....	26,143
International Programs VISA.....	28
International Student Program Fees.....	26,101
International Student Services-Student Affairs.....	26,98
International Studies.....	18,61
Kinesiology and Health.....	20,76

Law, College of .....	20	Nursing.....	20,73
Computer Fee .....	25	Nursing Outreach Program .....	192
Dean's Office.....	25,50	Observatory.....	25,48
Distinguished Prof – CC .....	185	Orientation Fees .....	26
Instruction.....	20,77	Outreach School.....	37
Library Acquisitions .....	25	BOCES Science Education .....	199
Tuition Differential.....	20,147	Correspondence Study .....	20
Law Service Scholarships .....	30	Credit Programs Personnel.....	20,78
Leadership Wyoming Program .....	28	Dean.....	20,78,212
Library .....	38	Marketing.....	213
Acquisitions.....	25	Off-Campus Teleconference .....	180
Casper.....	25	Regional Centers .....	20,79
Collection Initiatives.....	25	Summer Session .....	20,146
Digital Collections .....	25,145	Technology Services .....	20,80,199
General .....	25,43	Technology Services – UWTV .....	20,78
Limited Service.....	0000019	UW Articulation.....	27,91
Marching Band Scholarships .....	30	UW/CC Center.....	20,79
Mathematics.....	18,57	UW/CC Generated Revenue .....	176
McMurry Advancement of Nursing.....	212	Wyoming Public Media .....	24,80,171,174
McMurry Foundation COB Dean's .....	210	Parking.....	196
Mechanical Engineering .....	19,73	Peak Achievement Scholarship .....	30
Medical Educ Quasi Expendable.....	207	Pepsters/Wildfire .....	26,100,169
Minority Affairs Office.....	26,102	Perkins Loan Match .....	27
Miscellaneous Scholarships.....	30	Person, H T Fund.....	186
Modern & Classical Languages .....	18,58	Personnel Administration.....	27,89
Molecular & Cellular Life Sciences.....	17	Personnel Leadership .....	28
Multicultural Resource Center .....	26,100	Pharmacy.....	20,75,211
Music .....	18,59	Pharmacy Tuition Differential .....	20,141
Music Scholarships.....	30	Philosophy .....	18,60
National & Regional Dues .....	27	Physical Plant.....	40
National Park Research Center .....	21,103	Business Services.....	29,140
Natural Science Program .....	18,65,179	Carpentry Shop .....	29,81,205
NCAR-Wyo Supercomputing Ctr MOU.....	148	Central Energy Plant .....	29,85,197
Neuroscience .....	17	Controls Shop .....	29,144,205
Non-Traditional & Gender Prgms .....	26	Custodial Services.....	29,81,198

Director's Office.....	29,81	Psychology.....	18,61
Electrical Shop.....	29,84,205	Real Estate Operations.....	27,95
Elevator Maintenance.....	29	Recruitment & Retention.....	26
Equipment.....	29	Recycling.....	180
Equipment Repairs/Services.....	29,140,198	Registrar Summer School.....	26
Facilities Engineering.....	29,86	Registration/Records.....	26,98
Facilities Management.....	29,144	Reinstatement Charge.....	177
Facilities Services.....	29,141	Released Time:	
Grounds Services.....	29,84,197	Center Cardiovascular Research.....	199
HVAC Maintenance.....	29	Civil/Arch Engineering.....	171
Maintenance – Off-Campus.....	29	Health Science.....	171
Masons.....	29,144	Nursing.....	172
Mechanical Trades.....	29,144,204	Outreach School.....	196
Moving Services.....	29,141,206	WWAMI.....	187
Off-Campus Properties.....	29	Religious Studies.....	18,55
Paint Shop.....	29,84,206	Reproductive Biology.....	17
Plumbing Shop.....	29,85,206	Research & Economic Development.....	41
Preventive Maintenance.....	29,86,197	Office of Research.....	21
Project Management.....	29,141,197	Vice President.....	27,88
Roof Maintenance.....	29	Research & Extension Centers:	
Special Project.....	29	Laramie.....	21,116
Stock Farm.....	29	Powell.....	21,115
Stores.....	181	SAREC.....	21,115
Structural Trades.....	29,144,205	Sheridan.....	21,116
Technical Services.....	29,140	Residence Life & Dining:	
Utilities.....	29	Administrative – Residence Life.....	194
Utilities Management.....	29,146,211	Apartment Administration.....	188
Waste Services.....	198	Book and Bean.....	200
Physics & Astronomy.....	18,60	Business – Residence Life.....	194
Plus Budget.....	28	CJ's.....	208
Political Science.....	18,61	Conference Operations.....	190
Postal Service.....	27,89	Dining Services Administration.....	203
President, Office of the.....	27,32,87	Director's Office.....	187
President's Advisory Council for Minority & Women's Affairs.....	25	ELEMENTS.....	206
President's Expense Allowance.....	27	Finance & Facilities Administration.....	188
President's Promise Scholarship.....	30	Gardens.....	211
Procurement Services.....	28,97		



Info Tech Salaries & Fringe.....	211	Spicer Chair, Eldon and Beverly.....	193
Maintenance.....	189	Sponsored Programs .....	27,88
Panda Express.....	209	Sports Information .....	31,105,170
Pita Pit .....	209	Staff Council .....	27
Residence Hall Custodial.....	188	Recognition Day .....	28
Residence Life .....	190	Statistics .....	18,63
Rolling Mill Café.....	209	Strook Endowed Chair .....	183
Wyo LLC Operating Acct.....	214	Student Affairs .....	38
Risk Management .....	28,41,97	Enrollment Management .....	28
Rocky Mtn Plus Forgone Scholarship .....	30	International Student Services.....	26,98
Rodeo Team.....	26,119	Office/Vice President.....	27,88
Rodeo Team Scholarships .....	30	Student Attorney .....	203
Ross Hall Cafeteria .....	202	Student Financial Aid.....	26,99
ROTC – Air Force .....	17,79	Student Financial Operations .....	28,97
ROTC – Army .....	17,79	Student Health Service.....	191,213
ROTC - Room & Board.....	30	Student Life, Office of .....	26,101
ROTC Supplemental Scholarship .....	30	Student Media – Administration .....	171
Ruckelhaus IENR .....	192	Student Services – Computer Fee .....	25
Scholarships.....	30	Student Services-General.....	26
School of Energy Resources (SER) .....	148,149	Study Abroad .....	26,142
Science Math Teaching Center .....	19,68	Summer Institute Scholarships.....	30
Section II (Self-Sustaining Accounts).....	163	Summer Scholars Institute .....	17,80
Security System Maintenance .....	28	Summer School .....	17,18,19,20,146
Seibold Professorship .....	203	Superior Student Scholarships .....	30
SEO .....	26,98	Swimming - Men.....	31,106
SEO/ADA Computer Fee .....	25	Swimming – Women.....	31,107,168
SEOG Match.....	30	Synergy .....	26
Service & Auxiliary Enterprise Directors Office.....	165	Tapp .....	176
Shipping & Receiving.....	27,92	Tech Training Program .....	178
Simpson, Alan K Inst Western.....	187	Telecommunications-Operations.....	165
Smith Lever Administration 1 <sup>st</sup> -3 <sup>rd</sup> Quarters.....	124,131,132,133	Tennis - Women.....	31,109,170
Smith Lever Administration 4 <sup>th</sup> Quarter.....	24,132	Theatre & Dance .....	18,63,195
Soccer - Women .....	31,109,169	Theatre Scholarships .....	30
Social Work .....	20,74	Toppan, Clara R Dist Prof/Endowment Fund .....	210
Sociology .....	18,62	Track – Men.....	31,108,168
Special Services Stipends .....	30	Track – Women .....	31,108,168

Trademark Licensing .....	164	Women's Studies .....	18,65
Transit Operations – ACTA Match.....	215	Work Study Match .....	27
Transit Operations – Match Reserve.....	196	Wrestling.....	31,106,168
Transpark.....	28,143	WyExc HE – Accounting.....	208
True, H.A. Chair Petr/Nat Gas.....	199	WyExc HE – Amer Indian .....	215
Trujillo, Soloman D. Ctr E-Bus.....	190	WyExc HE – Art Museum .....	210
Trustee's Pride Scholarship .....	30	WyExc HE – Biodiversity.....	215
Tuition Discount Charges .....	28	WyExc HE – Biomedical Physiology .....	208
		WyExc HE – Community Development – Ag.....	210
University Art Museum .....	25,43	WyExc HE – Ecology.....	210
University Bookstore .....	163	WyExc HE – Law .....	207,214
University Counseling Center.....	26,99,211	Wy Exc HE – Literacy Education .....	208
University Golf Course.....	179	WyExc HE – Math Education.....	209
Concessions .....	193	WyExc HE – Natural Resources .....	207
Pro Shop .....	204	WyExc HE – Nursing .....	215
University Honors Program .....	17,65	WyExc HE – Reading Education.....	210
University Relations .....	27,89	WyExc HE – Science Education.....	208
University Safety Office .....	27,92	WyGisc .....	21,108
University Scholars Scholarships.....	30	WYNDD Salary Handling Account .....	186
Utilities – Physical Plant.....	29	Wyo One ID.....	164
UW Articulation .....	27,91	Wyo Reclamation & Restoration .....	213
UW/CC Center .....	20,79	Wyoming EPSCoR – Revolving .....	178
UW/CC Generated Revenue .....	176	Wyoming Natural Diversity Database (WYNDD).....	21,136
UW Posse Club.....	26	Wyoming Public Media .....	24,80,171,174
		Wyoming Technology Business Center .....	21,143,204
Vending Services .....	164	Wyoming Union.....	163
Veterans Services Center .....	26,147	Wyoming Veterinary Laboratory .....	179
Vietnam Veterans Awards .....	30	WWAMI Medical Education .....	155,156,160
Volleyball - Women.....	31,108,168		
		Youth Opportunity Grants.....	30
Washakie Dining Center .....	201		
Weeks, Austin Endowment.....	183	Zoology & Physiology .....	18,64
Whitney, E.A., Professorship Agric.....	207		
WICHE .....	161	APPENDIX.....	218
Williams, Carl Prof Law .....	198,199		
WIND Salary Handling .....	193		
Wold Chair .....	21,103,184		

## UNIVERSITY OF WYOMING BUDGETS

<u>BUDGET</u>	<u>DESCRIPTION</u>
SECTION I	This section contains the general operating budget of the University supported by appropriated funds, including state general funds, federal formula funds for the support of the College of Agriculture, and other University funds (University of Wyoming Income Fund, Sales and Services Fund, Federal Mineral Royalties, Agricultural College Land Income Fund, University Land Income Fund, and Clinic Income), and unrestricted income from the University of Wyoming Foundation.
SECTION II	This section contains the self-sustaining budgets of the University that are supported by sponsored funding for research and other activities (primary source is federal funds), income from University auxiliary operations (e.g., housing, residence halls, dining services, transportation, parking, student union, and bookstore), gifts and contributions, student fees, and federal mineral royalties. Also included is a major portion of intercollegiate athletics, with the residual in Section I.
SPECIAL APPROPRIATIONS	Operating budgets created for specific activities authorized by the Legislature.
CAPITAL CONSTRUCTION	Capital budgets are created for site improvements and utility infrastructure; construction; architectural/engineering fees; furniture, furnishings and equipment; contingencies and associated administrative costs for authorized projects. Funds for financing such projects may be provided by state general funds, revenue bonds issued under the University Securities Law, or other funds.
MAJOR MAINTENANCE	Funds allocated by the Wyoming Legislature each biennium to support the maintenance and repair of major building systems (windows, roofs, HVAC, electrical wiring, data networks etc.). State statutes require these funds to be spent to maintain the current uses of facilities. The allocations follow a numerical formula established by the state in 2004 and are subject to the availability of funds. Major maintenance funds are not part of UW's Section I block grant.

## FUNCTIONS IN SECTION I OF THE UNIVERSITY BUDGET

### INSTRUCTION

This category includes expenses for all activities that are part of the institution's instruction program. Expenses for credit and noncredit courses; academic, vocational, and technical instruction; remedial and tutorial instruction; and regular, special and extension sessions are included in this category.

### RESEARCH

This category includes all expenses for activities specifically organized to produce research, whether commissioned by an agency external to the institution or separately budgeted by an organizational unit within the institution. Subject to these conditions, the category includes expenses for individual and/or project research as well as those of institutes and research centers.

### PUBLIC SERVICE

Funds are expended for activities that are established primarily to provide non-instructional services beneficial to individuals and groups external to the institution. These activities include community service programs (excluding instructional activities) and cooperative extension services. Included in this category are conferences, institutes, general advisory services, reference bureaus, radio and television, consulting, and similar non-instructional services to particular sectors of the community.

### ACADEMIC SUPPORT

This category includes expenses incurred to provide support services for the institution's primary missions: instruction, research, and public service. The category includes the following activities: (1) the retention, preservation, and display of educational materials, such as libraries, museums, and galleries; (2) the provision of services that directly assist the academic functions of the institution; (3) media services, such as audiovisual services and information technology; (4) academic administration (including academic deans but not department chairs) and personnel to provide administrative support and management direction to the three primary missions; and (5) separately budgeted support for course and curriculum development.

## FUNCTIONS IN SECTION I OF THE UNIVERSITY BUDGET

STUDENT  
SERVICES

This category includes expenses incurred for the offices of admissions and the registrar and those activities whose primary purpose is to contribute to students' emotional and physical well-being and intellectual, cultural, and social development outside the context of the formal instruction program. It includes expenses for student activities, cultural events, the student newspaper, intramural athletics, student organizations, intercollegiate athletics (if the program is not operated as an auxiliary enterprise), counseling and career guidance (excluding informal academic counseling by the faculty), student aid administration, and the student health service (if not operated as an essentially self-supporting activity).

INSTITUTIONAL  
SUPPORT

This category includes expenses for: (1) central, executive-level activities concerned with management and long-range planning for the entire institution, such as the governing board, planning and programming operations, and legal services; (2) fiscal operations, including budgeting, accounting, and the investment function; (3) administrative information technology (when not accounted for in other categories); (4) space management; (5) employee personnel and records; (6) logistical activities that provide procurement, storerooms, and printing; (7) transportation services to the institution; (8) support services to faculty and staff that are not operated as auxiliary enterprises; and (9) activities concerned with community and alumni relations, including development and fund raising.

OPERATION AND  
MAINTENANCE  
OF PLANT

This category includes all expenses for the administration, supervision, operation, maintenance, preservation, and protection of the institution's physical plant. They include expenses normally incurred for such items as janitorial and utility services; repairs and ordinary or normal alterations of buildings, furniture, and equipment; care of grounds; maintenance and operation of buildings and other plant facilities; and facility planning and management. This category does not include interest expense on capital-related debt.

## FUNCTIONS IN SECTION I OF THE UNIVERSITY BUDGET

### SCHOLARSHIPS AND FELLOWSHIPS

This category includes expenses for scholarships and fellowships in the form of grants to students, resulting either from selection by the institution or from an entitlement program. It also includes trainee stipends, prizes, and awards, except those trainee stipends awarded to individuals who are not enrolled in formal course work, which are charged to instruction, research, or public service, as appropriate.

### INTERCOLLEGIATE ATHLETICS

This is a Section I subcategory of Auxiliary Enterprises and includes intercollegiate athletic accounts, including athletic scholarships.

REVENUES IN SECTION I OF THE UNIVERSITY BUDGET

<u>FUND</u>	<u>DESCRIPTION</u>
GENERAL FUND	Legislative appropriation for the operation of the university.
UNIVERSITY OF WYOMING INCOME FUND	Revenue deposited to this fund is University-generated from three major categories: (1) tuition (2) student fees; and (3) income from Intercollegiate Athletic events. Student fees include special course fees, earmarked computer fees, and certain other fees. These funds are unrestricted except that athletic income is used for Intercollegiate Athletics.
SALES AND SERVICES FUND	The primary revenue sources for this fund are indirect cost recovery, central services cost allocation, and interest income from investment of funds held by the University. Other sources include procurement card patronage rebates, library fines, utility sales to fraternities and sororities, and sale of livestock and agricultural products produced as a result of instructional activities. This fund is unrestricted and may be used for any University purpose.
FEDERAL MINERAL ROYALTIES FUND	The source of income for this fund is mineral royalties from production on federal lands in Wyoming. These restricted revenues are used in Section I for maintenance and operation of UW's physical plant. A portion of this fund is used in Section II for payment of principal and interest on bonded debt, and for constructing and equipping new buildings, repair of existing buildings and purchase of improved or unimproved real estate.

REVENUES IN SECTION I OF THE UNIVERSITY BUDGET

<u>FUND</u>	<u>DESCRIPTION</u>
FEDERAL FUNDS - AGRICULTURAL RESEARCH	These funds are provided by Congressional appropriation under the McIntire-Stennis and Hatch Acts and are restricted to agricultural research.
FEDERAL FUNDS - AGRICULTURAL EXTENSION	These funds are provided by Congressional appropriation under the Smith-Lever Act and are restricted to extension programs.
AGRICULTURAL COLLEGE LAND INCOME FUND	This fund was created by the Federal Morrill Act which provided for a land grant of 90,000 acres to the Territory of Wyoming. A permanent fund was created in conjunction with the Act to receive all proceeds from the sale of such lands. The fund derives its income from interest on the permanent fund and from rental of lands. These revenues are restricted to use for teaching of agricultural and mechanical arts, including military tactics.
UNIVERSITY LAND INCOME FUND	The fund was created by Federal Land Grant of 72 sections, and proceeds from the sale of such lands are placed in a permanent fund. The fund derives its revenue from interest on the permanent fund and from rental of lands. These funds are unrestricted and may be used for any University purpose.
UNIVERSITY FOUNDATION INCOME FUND	These funds are provided by the University of Wyoming Foundation from unrestricted income earned through management fee assessments and from investments.



REVENUES IN SECTION II OF THE UNIVERSITY BUDGET

<u>BUDGET</u>	<u>DESCRIPTION</u>
AUXILIARY ENTERPRISES	This category includes entities which exist to furnish goods or services to students, faculty, staff, other institutional departments, or incidentally to the general public, and charge a fee directly related to, although not necessarily equal to, the cost of the goods or services. The distinguishing characteristic of an auxiliary enterprise is that it is managed to operate as a self-supporting activity. It includes housing, residence halls, dining services, Wyoming Union, intercollegiate athletics (only if essentially self-supporting), college stores, and parking.
GIFTS AND CONTRIBUTIONS	Non-federal support and donations from corporations, foundations, and private contributors is accounted for in this category.
SPONSORED FUNDING	This category includes revenue primarily from federal agencies, but also includes state and corporate contracts and grants, as well as foundation funding supporting sponsored research and specific educational and service programs.
ASUW	This category includes revenue generated by student fees and income received as gifts to support the student loan program.
FEDERAL MINERAL ROYALTIES	The source of income for this fund is mineral royalties from production on federal lands in Wyoming. These restricted revenues are used in Section II for payment of principal and interest on bonded debt, and for other debt service charges such as required payments to the capital fund for improvements, operations and maintenance of debt-financed facilities. FMRs are also used in Section II for constructing and equipping new buildings, repair of existing buildings and purchase of improved or unimproved real estate.
INTERCOLLEGIATE ATHLETICS	Revenues generated through gifts, grants and contracts, and auxiliary services used to support athletic activities, as well as revenue from sport events, are in this category.

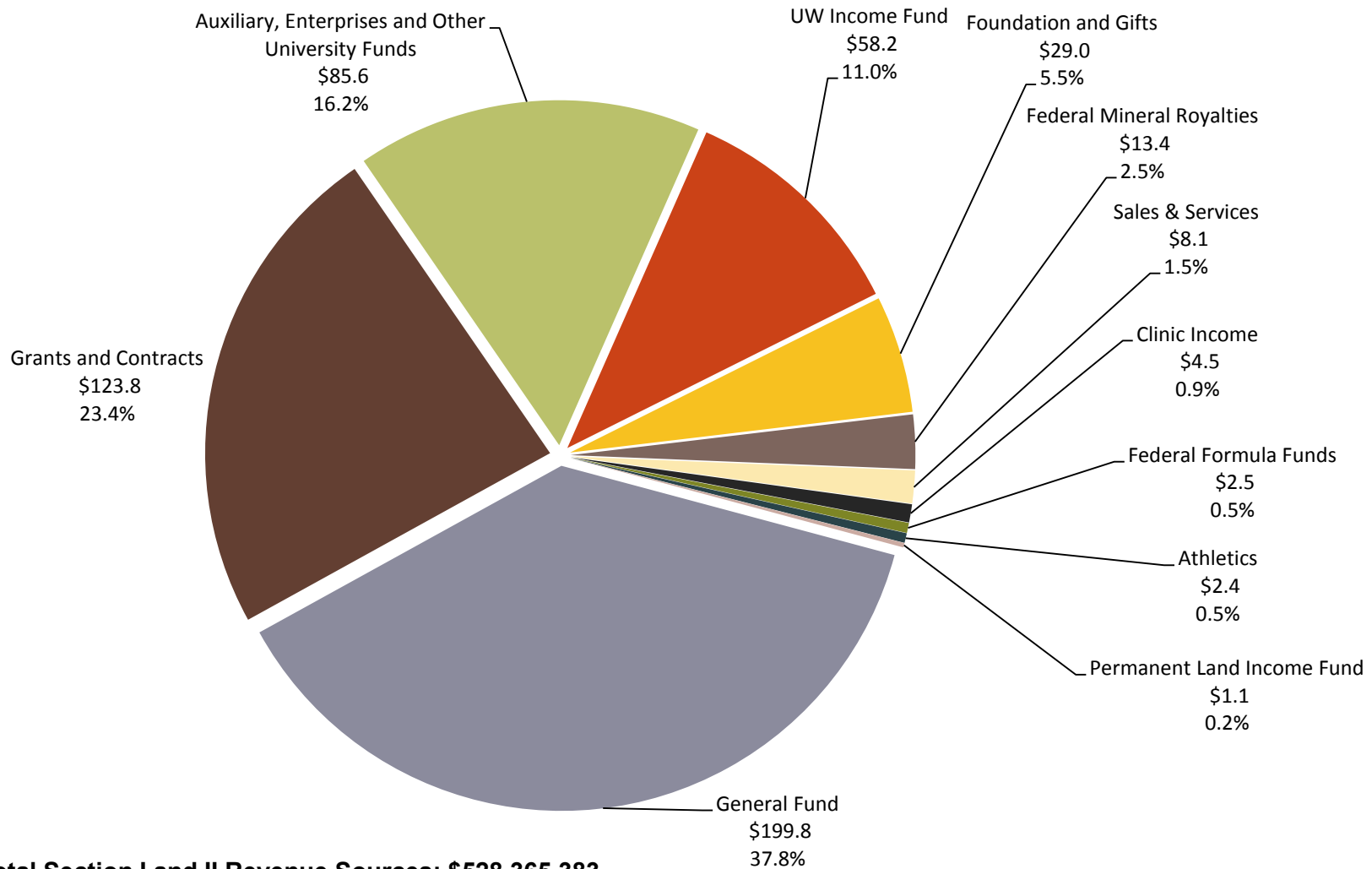
## REVENUES IN UW - MEDICAL EDUCATION BUDGET

<u>FUND</u>	<u>DESCRIPTION</u>
GENERAL FUND	Legislative appropriation for the operation of the university.
CLINIC INCOME	The primary revenue sources for this fund are patient care fees and fees for clinical services. These funds may be used for expenses incurred in the conduct of medical practice activity.

EXPENDITURE CLASSIFICATIONS  
(ALL SECTIONS)

<u>EXPENDITURE CLASSIFICATION</u>	<u>DESCRIPTION</u>
PERSONAL SERVICES	This category includes all salary and wage compensation for University employees and students and employee benefit programs in which the University participates.
SUPPORT SERVICES	This category includes expenses for services which are required by the University in the discharge of its functions or which are legal obligations of the University. Types of expenditures include, but are not limited to, commodities purchased for consumption, such as office supplies, printing, stationery, and small tools, continuing costs for rental of real estate or equipment, irrigation assessments, insurance premiums, maintenance service contracts rendered on a predictable basis, travel expenses, equipment, and contractual expenses.
GRANTS AND AID PAYMENTS	Payments to local governments, private organizations, and individuals of grants and benefits of University aid distribution and distribution of Federal aid and grant monies earmarked for specific purposes and programs, to be expended by University employees, students, or individuals are included in this category. This category includes academic and athletic scholarships paid to students to cover tuition, room and board, books, and other educational expenses. It also includes payments to or on behalf of students who are participating in UW's various medical education loan-repayment programs.
NON-OPERATING EXPENDITURES	This category includes certain fiscal transactions and expenditures, the costs of which are <u>not</u> ultimately borne by or chargeable to the University spending or distributing department or fund as a cost of administration of programs and purposes. Types of expenditures include, but are not limited to, interest expense, tuition refunds and fee refunds.

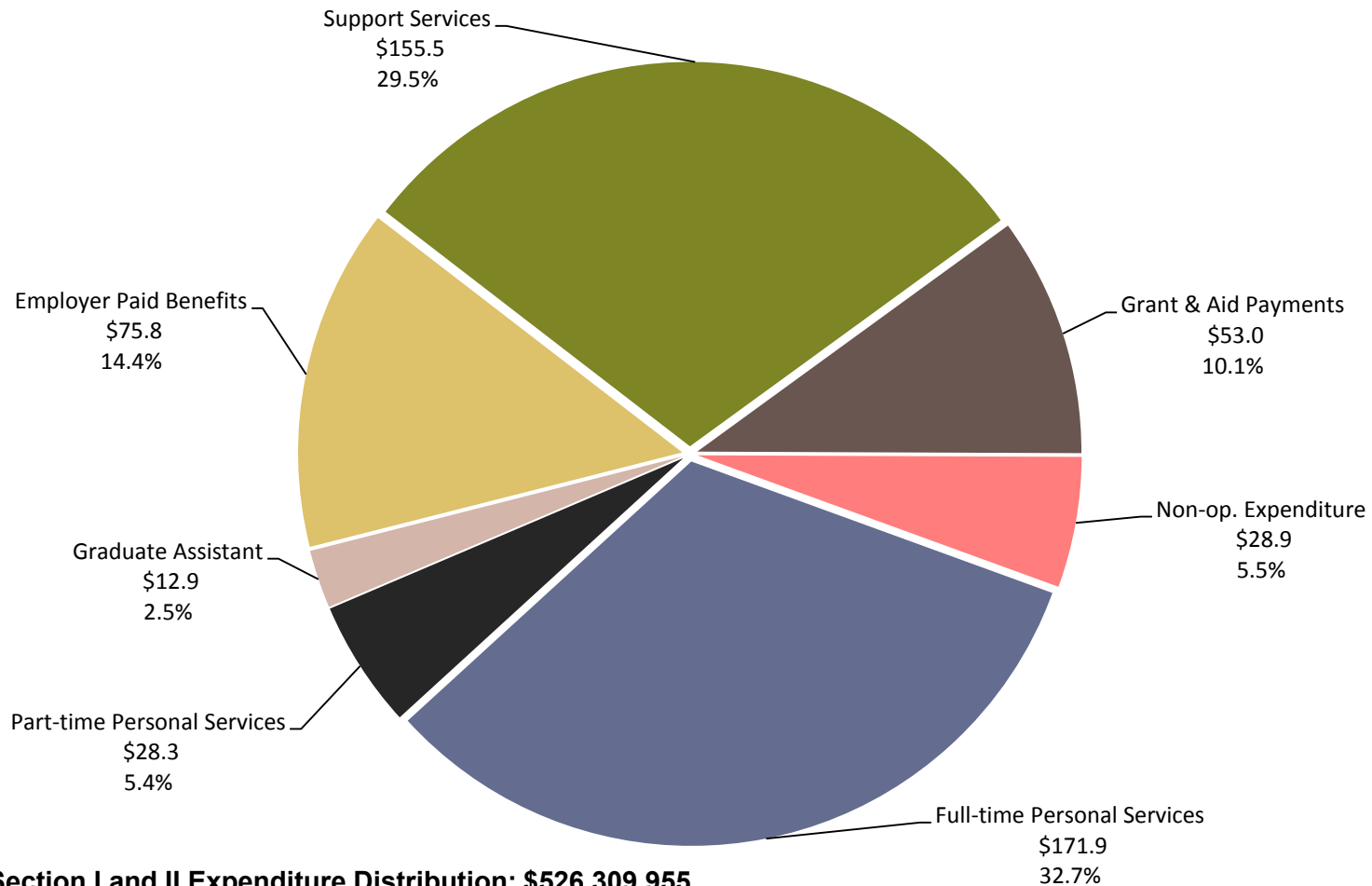
## UNIVERSITY OF WYOMING -- Summary FY 2014 BUDGET, SECTION I AND II COMBINED REVENUE SOURCES (\$s in Millions)



**Total Section I and II Revenue Sources: \$528,365,383**

**Note: differences in revenue and expenses planned to support future capital projects.**

## UNIVERSITY OF WYOMING -- Summary FY 2014 BUDGET, SECTION I AND II COMBINED EXPENDITURE DISTRIBUTION (\$s in Millions)



**Total Section I and II Expenditure Distribution: \$526,309,955**

**Note: differences in revenue and expenses planned to support future capital projects.**

**Note: total ties to Board of Trustees (BOT) authorized budget authority (see Appendix), and includes one-time retention incentive payment authorization by BOT.**

# **Operating Budget Detail**

## **Section I – Department 067**

**Division 6700 --- State Aid**

**Unit 6701 --- Base Funding**

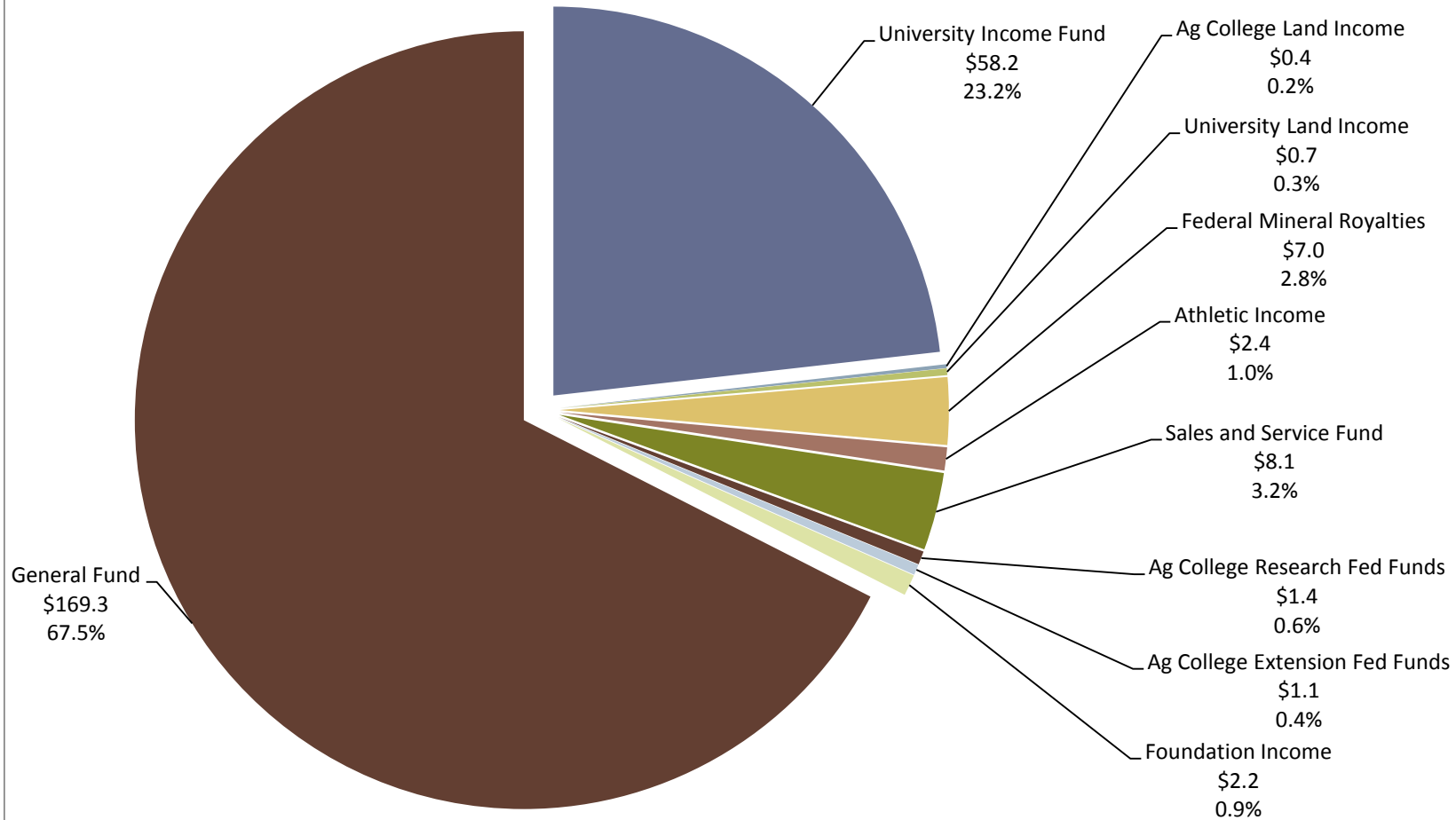
**Unit 6708 --- Brucellosis Testing Research**

**For the Fiscal Year July 1, 2013 to June 30, 2014**



UNIVERSITY OF WYOMING

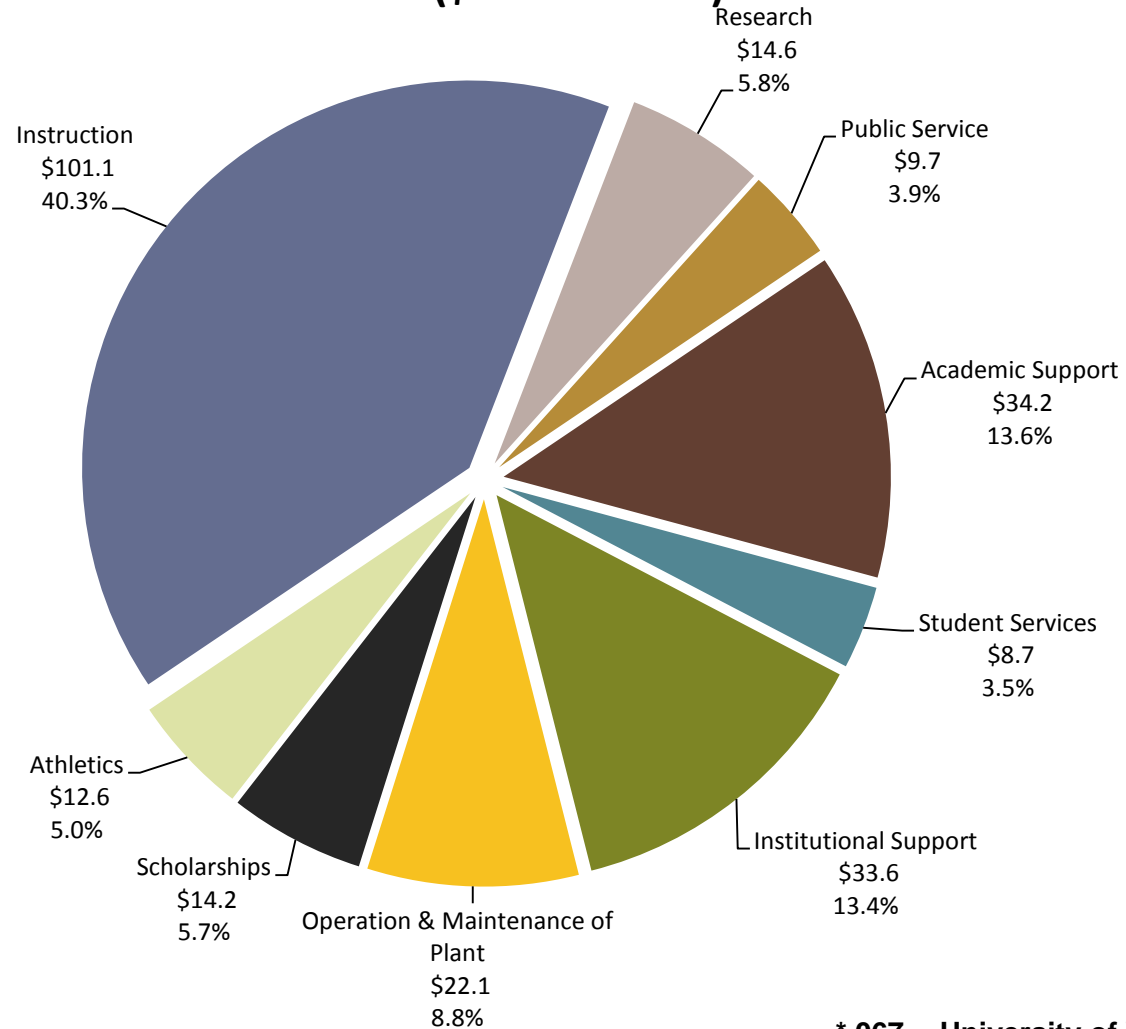
## UNIVERSITY OF WYOMING -- \*Department 067 FY 2014 BUDGET, SECTION I FUNDING BY SOURCE ((\$s in Millions)



**Total Section I Department 067 Funding: \$250,806,807**

**\* 067 -- University of Wyoming**  
(Not including SER, NCAR, or retention incentive payment)

## UNIVERSITY OF WYOMING -- \*Department 067 FY 2014 BUDGET, SECTION I EXPENDITURES BY FUNCTION (\$s in Millions)

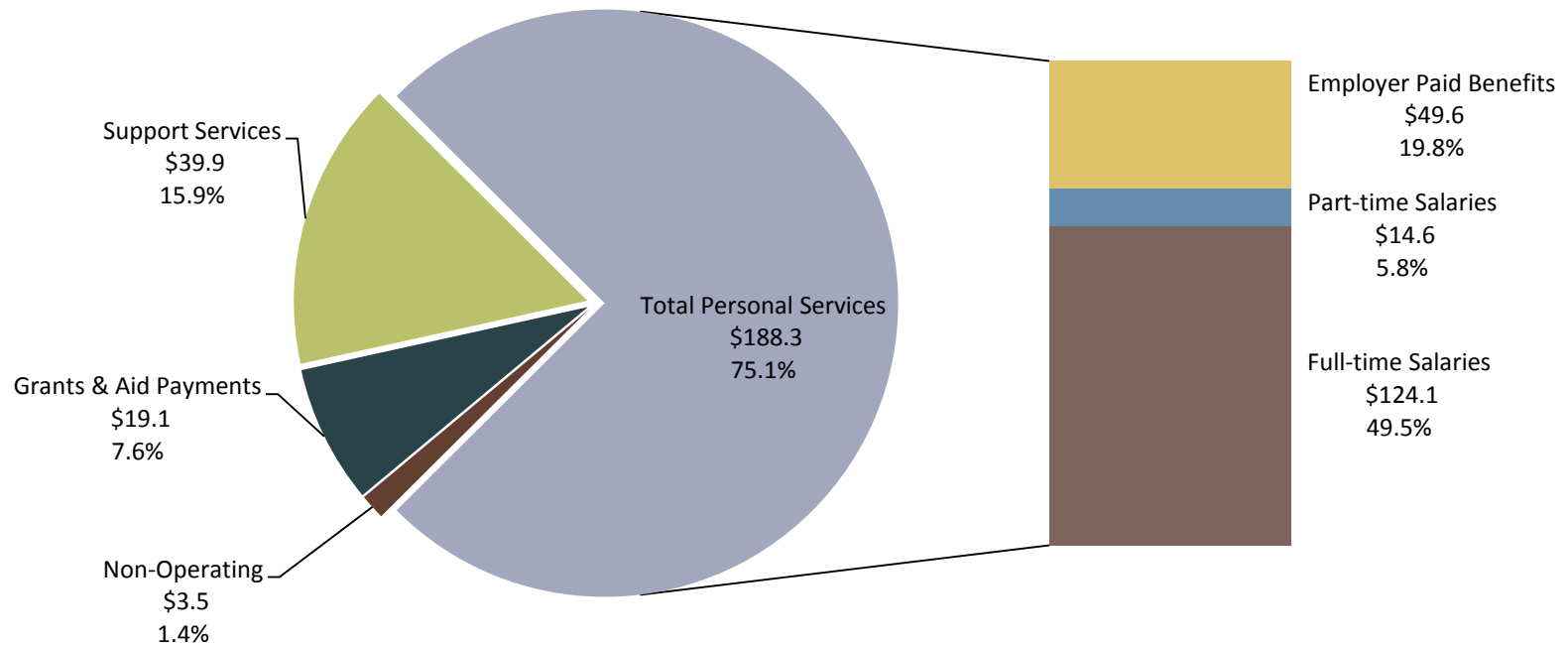


**Total Section I Department 067 Funding: \$250,806,807**

**\* 067 -- University of Wyoming**  
(Not including SER, NCAR, or retention incentive payment)



## UNIVERSITY OF WYOMING -- \*Department 067 FY 2014 BUDGET, SECTION I EXPENDITURES BY CLASSIFICATION (\$s in Millions)



**Total Section I Department 067 Funding: \$250,806,807**

**\* 067 -- University of Wyoming**  
(Not including SER, NCAR, or retention incentive payment)

**UNIVERSITY OF WYOMING**  
**FY 2014 SECTION I OPERATING BUDGET**  
**AGENCY 067 BY FUNDING SOURCE**

	<b>GENERAL FUND</b>	<b><u>INCOME FUNDS</u> UNIVERSITY ATHLETICS</b>	<b>SALES AND SERVICES FUND</b>	<b>FEDERAL MINERAL ROYALTIES</b>	<b>FEDERAL FUNDS FOR <u>AGRICULTURE COLLEGE</u> RESEARCH EXTENSION</b>	<b><u>LAND INCOME FUNDS</u> AG COLLEGE UNIVERSITY</b>	<b>FOUNDATION INCOME FUND</b>	<b>TOTAL</b>			
<b>INSTRUCTION</b>	87,311,638	10,533,519	2,098,474			460,000	682,000	101,085,631			
<b>RESEARCH</b>	10,223,044	2,766,548	305,801		1,350,000			14,645,393			
<b>PUBLIC SERVICE</b>	7,990,658	436,760	213,941		1,107,809			9,749,168			
<b>ACADEMIC SUPPORT</b>	22,113,085	11,625,804	457,322					34,196,211			
<b>STUDENT SERVICES</b>	7,583,856	887,707	233,259					8,704,822			
<b>INSTITUTIONAL SUPPORT</b>	16,486,946	10,449,181	4,407,458				2,225,910	33,569,495			
<b>OPERATION &amp; MAINTENANCE OF PLANT</b>	10,900,472	3,950,984	163,270	7,011,361				22,026,087			
<b>SCHOLARSHIPS &amp; FELLOWSHIPS</b>		14,194,946						14,194,946			
<b>ATHLETICS</b>	6,694,674	3,370,055	2,379,045	191,280				12,635,054			
<b>TOTAL</b>	169,304,373	58,215,504	2,379,045	8,070,805	7,011,361	1,350,000	1,107,809	460,000	682,000	2,225,910	250,806,807

**UNIVERSITY OF WYOMING**  
**FY 2014 SECTION I OPERATING BUDGET**  
**AGENCY 067 BY FUNCTION AND BY CLASSIFICATION**

	<b>FULL-TIME PERSONAL SERVICES 1000</b>	<b>OVER- TIME 1100</b>	<b>PART-TIME PERSONAL SERVICES 1200</b>	<b>GRADUATE ASSISTANTS 1400</b>	<b>EMPLOYER PAID BENEFITS 1900</b>	<b>TOTAL PERSONAL SERVICES 1000-1900</b>	<b>SUPPORT SERVICES 2000</b>	<b>GRANT &amp; AID PAYMENTS 6000</b>	<b>NON-OP EXPEND 8000</b>	<b>TOTAL</b>
<b>INSTRUCTION</b>	63,902,817		2,542,083	5,319,933	24,091,567	95,856,400	5,229,231			101,085,631
<b>RESEARCH</b>	9,298,139		471,475	31,500	3,779,091	13,580,205	1,012,988	52,200		14,645,393
<b>PUBLIC SERVICE</b>	6,167,906		444,383		2,778,753	9,391,042	358,126			9,749,168
<b>ACADEMIC SUPPORT</b>	11,455,184		889,340	730,000	4,655,849	17,730,373	16,465,838			34,196,211
<b>STUDENT SERVICES</b>	4,622,320		383,222	89,187	2,193,843	7,288,572	1,416,250			8,704,822
<b>INSTITUTIONAL SUPPORT</b>	15,650,612	45,322	2,083,306		6,195,017	23,974,257	6,086,740		3,508,498	33,569,495
<b>OPERATION &amp; MAINTENANCE OF PLANT</b>	7,948,197	25,000	700,708		4,023,503	12,697,408	9,328,679			22,026,087
<b>SCHOLARSHIPS &amp; FELLOWSHIPS</b>								14,194,946		14,194,946
<b>ATHLETICS</b>	5,094,866	6,000	811,406		1,850,215	7,762,487	2,168	4,870,399		12,635,054
<b>TOTAL</b>	124,140,041	76,322	8,325,923	6,170,620	49,567,838	188,280,744	39,900,020	19,117,545	3,508,498	250,806,807

## BUDGET DETAILS FOR FY2014 SECTION I ACCOUNTS - BY FUNCTION

FUND	ORG	ACCOUNT NAME	ADMIN FTE	FACULTY FTE	ACAD		ADMIN		CON- TRACT FTE	FULL-TIME	OVER- TIME 1100	PART-TIME	GRAD ASSIST 1400	EMPLOYER	TOTAL	SUPPORT SERVICES 2000	GRANT	NON-OP EXPEND 8000	TOTAL
					PRO FTE	STAFF FTE	PERSONAL SERVICES 1000	PERSONAL SERVICES 1200		PAID BENEFITS 1900		PERSONAL SERVICES 1000-1900		& AID PAYMENT 6000					
INSTRUCTION																			
1100	12069	Employer Paid Benefits	0.000	0.000	0.000	0.000	0.000	0.000	0.000	-	-	-	-	23,863,239	23,863,239	-	-	-	23,863,239
1100	12072	Accrued Limited Service	0.000	0.000	0.000	0.000	0.000	0.000	0.000	-	-	-	-	34,874	34,874	-	-	-	34,874
ACADEMIC AFFAIRS																			
1100	12160	Univ Honors Program	1.000	0.000	0.000	1.000	0.000	0.000	0.000	114,840	-	81,283	85,115	-	281,238	28,576	-	-	309,814
1100	12243	Summer Session Academic Affair	0.000	0.000	0.000	0.000	0.000	0.000	0.000	-	-	217,325	-	-	217,325	-	-	-	217,325
1100	12254	ROTC-Air Force	0.000	0.000	0.000	1.000	0.000	0.000	0.000	30,168	-	-	-	-	30,168	11,097	-	-	41,265
1100	12255	ROTC-Army	0.000	0.000	0.000	1.000	0.000	0.000	0.000	36,660	-	113	-	-	36,773	12,684	-	-	49,457
1100	12257	GA Training	0.000	0.000	0.000	0.000	0.000	0.000	0.000	-	-	8,080	-	-	8,080	40,605	-	-	48,685
1100	12271	Summer Scholars Inst	0.000	0.000	0.000	1.000	0.000	0.000	0.000	35,292	-	65,020	-	-	100,312	90,995	-	-	191,307
1100	18726	African-Amer Visiting Faculty	0.000	1.000	0.000	0.000	0.000	0.000	0.000	55,008	-	20,996	-	-	76,004	3,052	-	-	79,056
1100	18795	Ecology	0.000	0.000	0.000	0.000	0.000	0.000	0.000	-	-	-	-	-	-	15,400	-	-	15,400
1100	18796	Molecular&Cellular Life Scienc	0.000	0.000	0.000	0.000	0.000	0.000	0.000	-	-	-	-	-	-	16,790	-	-	16,790
1100	18797	Neuroscience	0.000	0.000	0.000	0.000	0.000	0.000	0.000	-	-	-	-	-	-	15,400	-	-	15,400
1100	18798	Reproductive Biology	0.000	0.000	0.000	0.000	0.000	0.000	0.000	-	-	-	-	-	-	15,400	-	-	15,400
TOTAL ACADEMIC AFFAIRS			1.000	1.000	0.000	4.000	0.000	0.000	0.000	271,968	-	392,817	85,115	-	749,900	249,999	-	-	999,899
COLLEGE OF AGRICULTURE																			
1100	12076	Sum Sess-Ag-EPB	0.000	0.000	0.000	0.000	0.000	0.000	0.000	-	-	-	-	5,513	5,513	-	-	-	5,513
1100	15206	Instr-Admin-Supp	0.000	0.000	0.000	0.000	0.000	0.000	0.000	-	-	1,500	-	-	1,500	23,500	-	-	25,000
1100	15209	Instruction-Microbiology-Coop	0.000	0.000	0.000	0.000	0.000	0.000	0.000	-	-	-	-	-	-	15,000	-	-	15,000
1100	15210	Instr-Ac Prog-Supp	0.000	0.000	0.000	0.000	0.000	0.000	0.000	-	-	-	-	-	-	49,150	-	-	49,150
1100	15211	Instr-Ac Prog-Summ School	0.000	0.000	0.000	0.000	0.000	0.000	0.000	-	-	24,987	-	-	24,987	-	-	-	24,987
1100	15230	Instr-Ag Econ-PR	0.000	4.499	0.334	0.584	0.000	0.000	0.000	419,905	-	-	-	-	419,905	-	-	-	419,905
1100	15239	Instr-Ag Econ-Supp	0.000	0.000	0.106	0.000	0.000	0.000	0.000	6,720	-	-	-	-	6,720	36,460	-	-	43,180
1100	15240	Instr-An Sci-PR	0.250	5.625	0.780	3.404	0.000	0.000	0.000	649,137	-	40,000	-	-	689,137	-	-	-	689,137
1100	15249	Instr-An Sci-Supp	0.000	0.000	0.207	0.128	0.000	0.000	0.000	15,207	-	-	-	-	15,207	30,775	-	-	45,982
1100	15250	Instr-FCS-PR	1.000	5.702	3.000	1.251	0.000	0.000	0.000	729,200	-	-	-	-	729,200	-	-	-	729,200
1100	15259	Instr-FCS-Supp	0.000	0.000	0.000	0.000	0.000	0.000	0.000	-	-	65,224	-	-	65,224	-	-	-	65,224
1100	15260	Instr-Mol Bio-PR	0.500	5.341	1.000	2.334	0.000	0.000	0.000	626,624	-	-	-	-	626,624	-	-	-	626,624
1100	15269	Instr-Mol Bio-Supp	0.000	0.000	0.500	0.000	0.000	0.000	0.000	21,186	-	10,000	-	-	31,186	23,983	-	-	55,169
1100	15270	Instr-PS-PR	0.333	2.083	0.850	0.334	0.000	0.000	0.000	237,923	-	4,839	-	-	242,762	-	-	-	242,762
1100	15279	Instr-PS-Supp	0.000	0.000	0.000	0.000	0.000	0.000	0.000	-	-	-	-	-	-	28,479	-	-	28,479
1100	15280	Instr-REWM-PR	0.334	9.251	0.000	1.167	0.000	0.000	0.000	796,649	-	19,372	-	-	816,021	-	-	-	816,021
1100	15289	Instr-REWM-Supp	0.000	0.000	0.000	0.000	0.000	0.000	0.000	-	-	10,000	-	-	10,000	79,392	-	-	89,392
1100	15290	Instr-Vet Sci-PR	0.000	3.916	0.000	0.329	0.000	0.000	0.000	397,866	-	40,000	-	-	437,866	-	-	-	437,866
1100	15299	Instr-Vet Sci-Supp	0.000	0.000	0.000	0.000	0.000	0.000	0.000	-	-	-	-	-	-	35,686	-	-	35,686
1100	15300	Instr-Admin-PR	0.334	0.000	0.083	3.166	0.000	0.000	0.000	211,104	-	138,483	-	-	349,587	-	-	-	349,587
1100	20388	Hydrology	0.000	0.000	0.000	0.000	0.000	0.000	0.000	-	-	-	-	-	-	15,500	-	-	15,500
TOTAL COLLEGE OF AGRICULTURE			2.751	36.417	6.860	12.697	0.000	0.000	0.000	4,111,521	-	354,405	-	5,513	4,471,439	337,925	-	-	4,809,364

## BUDGET DETAILS FOR FY2014 SECTION I ACCOUNTS - BY FUNCTION

FUND	ORG	ACCOUNT NAME	ADMIN FTE	FACULTY FTE	ACAD		ADMIN		CON- TRACT FTE	FULL-TIME	OVER- TIME 1100	PART-TIME	GRAD ASSIST 1400	EMPLOYER	TOTAL	SUPPORT SERVICES 2000	GRANT	NON-OP EXPEND 8000	TOTAL
					PRO FTE	STAFF FTE	PERSONAL SERVICES 1000	PERSONAL SERVICES 1200		PAID BENEFITS 1900		PERSONAL SERVICES 1000-1900		& AID PAYMENT 6000					
COLLEGE OF ARTS & SCIENCES																			
1100	12077	Sum Sess-A&S-EPB	0.000	0.000	0.000	0.000	0.000	0.000	-	-	-	-	103,754	103,754	-	-	-	-	103,754
1100	12115	Instruction - A & S	0.000	0.000	1.000	1.481	0.000	0.000	99,077	-	-	-	-	-	99,077	219,935	-	-	319,012
1100	12118	A & S Summer School	0.000	0.000	0.000	0.000	0.000	0.000	-	-	470,246	-	-	-	470,246	-	-	-	470,246
1100	12120	Anthropology	1.000	11.000	1.000	1.000	0.000	0.000	965,508	-	-	-	-	-	965,508	52,740	-	-	1,018,248
1100	12121	American Studies	0.500	4.000	0.000	1.000	0.000	0.000	390,990	-	18,000	-	-	-	408,990	8,100	-	-	417,090
1100	12122	Art	1.000	10.000	3.000	2.000	0.000	0.000	810,532	-	27,660	-	-	-	838,192	47,700	-	-	885,892
1100	12123	Botany	1.000	8.244	2.500	3.000	0.000	0.000	1,142,214	-	33,396	-	-	-	1,175,610	57,330	-	-	1,232,940
1100	12125	Chemistry	0.000	12.000	4.000	4.000	0.000	0.000	1,377,690	-	-	-	-	-	1,377,690	156,420	-	-	1,534,110
1100	12129	Comm/Mass Media	1.000	7.000	5.000	1.000	0.000	0.000	849,996	-	-	-	-	-	849,996	86,850	-	-	936,846
1100	12130	English	4.000	16.000	11.000	3.000	0.000	0.000	1,924,744	-	177,609	-	-	-	2,102,353	72,630	-	-	2,174,983
1100	12131	Religious Studies	1.000	4.000	2.000	0.000	0.000	0.000	484,008	-	37,814	-	-	-	521,822	20,250	-	-	542,072
1100	12133	Geography	2.000	4.000	1.000	1.000	0.000	0.000	597,348	-	-	-	-	-	597,348	35,100	-	-	632,448
1100	12134	Geology/Geophysics	1.000	16.000	3.400	8.000	0.000	0.000	1,929,138	-	40,281	-	-	-	1,969,419	75,000	-	-	2,044,419
1100	12136	History	0.038	11.000	1.000	1.000	0.000	0.000	823,454	-	-	-	-	-	823,454	29,970	-	-	853,424
1100	12137	Mathematics	2.000	19.000	6.500	3.000	0.000	0.000	2,169,870	-	5,418	-	-	-	2,175,288	66,600	-	-	2,241,888
1100	12138	Mod & Class Lang	1.000	9.000	8.000	1.000	0.000	0.000	1,012,832	-	-	-	-	-	1,012,832	51,750	-	-	1,064,582
1100	12139	Music	0.000	17.451	3.000	2.000	0.000	0.000	1,409,976	-	4,344	-	-	-	1,414,320	63,699	-	-	1,478,019
1100	12142	Philosophy	0.000	6.000	1.000	0.000	0.000	0.000	496,926	-	-	-	-	-	496,926	20,205	-	-	517,131
1100	12144	Physics & Astronomy	1.000	9.000	4.000	2.000	0.000	0.000	1,196,448	-	12,018	-	-	-	1,208,466	144,630	-	-	1,353,096
1100	12148	Political Science	2.000	8.000	1.000	2.000	0.000	0.000	863,106	-	-	-	-	-	863,106	34,920	-	-	898,026
1100	12149	Intl Studies	1.000	2.000	1.000	2.000	0.000	0.000	342,240	-	-	-	-	-	342,240	28,800	-	-	371,040
1100	12151	Psychology	1.000	13.000	2.000	3.000	0.000	0.000	1,223,916	-	-	-	-	-	1,223,916	49,953	-	-	1,273,869
1100	12153	Sociology	1.000	6.000	0.000	1.000	0.000	0.000	498,212	-	-	-	-	-	498,212	29,430	-	-	527,642
1100	12154	Statistics	1.000	5.000	1.000	1.000	0.000	0.000	635,688	-	-	-	-	-	635,688	23,400	-	-	659,088
1100	12155	Theatre Dance	1.000	12.000	3.000	4.000	0.000	0.000	1,254,362	-	-	-	-	-	1,254,362	73,800	-	-	1,328,162
1100	12156	Zoology & Physiology	2.499	15.784	3.898	7.000	0.000	0.000	2,007,629	-	-	-	-	-	2,007,629	110,700	-	-	2,118,329
1100	12159	Natural Science Prog	0.000	0.000	1.000	0.000	0.000	0.000	67,188	-	-	-	-	-	67,188	-	-	-	67,188
1100	12180	Criminal Justice	0.000	6.000	3.000	1.000	0.000	0.000	587,452	-	-	-	-	-	587,452	11,154	-	-	598,606
1100	12181	Women's Studies	1.000	3.000	0.000	1.000	0.000	0.000	348,960	-	-	-	-	-	348,960	20,250	-	-	369,210
1100	16358	Chicano Studies	1.000	0.000	0.000	0.000	0.000	0.000	89,832	-	-	-	-	-	89,832	16,200	-	-	106,032
1100	18028	Engl Master of Fine Arts Progr	0.000	0.000	0.000	0.000	0.000	0.000	-	-	-	17,000	-	-	17,000	8,775	-	-	25,775
1100	18041	Biology Program	0.000	0.000	1.000	2.000	0.000	0.000	144,900	-	-	-	-	-	144,900	104,715	-	-	249,615
TOTAL COLLEGE OF ARTS & SCIENCES			28.037	234.479	74.298	58.481	0.000	0.000	25,744,236	-	826,786	17,000	103,754	26,691,776	1,721,006	-	-	-	28,412,782

BUDGET DETAILS FOR FY2014 SECTION I ACCOUNTS - BY FUNCTION

FUND	ORG	ACCOUNT NAME	ADMIN FTE	FACULTY FTE	ACAD		ADMIN		CON- TRACT FTE	FULL-TIME	OVER- TIME 1100	PART-TIME	GRAD ASSIST 1400	EMPLOYER	TOTAL	SUPPORT SERVICES 2000	GRANT	NON-OP EXPEND 8000	TOTAL
					PRO FTE	STAFF FTE	PERSONAL SERVICES 1000	PERSONAL SERVICES 1200		PAID BENEFITS 1900		PERSONAL SERVICES 1000-1900		& AID PAYMENT 6000					
COLLEGE OF BUSINESS																			
1100	12078	Sum Sess-Business-EPB	0.000	0.000	0.000	0.000	0.000	0.000	-	-	-	-	12,623	12,623	-	-	-	-	12,623
1100	12183	Instruction-Business	5.824	41.821	5.800	15.600	0.000	0.000	6,535,452	-	16,488	-	-	-	6,551,940	475,788	-	-	7,027,728
1100	12185	Business Summer Sch	0.000	0.000	0.000	0.000	0.000	0.000	-	-	57,377	-	-	-	57,377	-	-	-	57,377
1100	20063	MBA Tuition Differential	0.500	0.000	0.000	0.000	0.000	0.000	62,502	-	-	-	-	-	62,502	148,995	-	-	211,497
TOTAL COLLEGE OF BUSINESS			6.324	41.821	5.800	15.600	0.000	0.000	6,597,954	-	73,865	-	-	12,623	6,684,442	624,783	-	-	7,309,225
COLLEGE OF EDUCATION																			
1100	12079	Sum Sess-Education-EPB	0.000	0.000	0.000	0.000	0.000	0.000	-	-	-	-	25,757	25,757	-	-	-	-	25,757
1100	12191	Inst-Education	0.000	0.000	3.000	0.000	0.000	0.000	59,154	-	-	-	-	-	59,154	69,109	-	-	128,263
1100	12193	Education Summer Sch	0.000	0.000	0.000	0.000	0.000	0.000	-	-	116,743	-	-	-	116,743	-	-	-	116,743
1100	12194	Ed/Partnership	1.000	0.000	0.000	0.000	0.000	0.000	99,804	-	-	-	-	-	99,804	2,700	-	-	102,504
1100	12195	ED/SMTC	0.000	0.000	1.000	1.000	0.000	0.000	60,168	-	-	-	-	-	60,168	60,000	-	-	120,168
1100	12196	Undergrad Studies	1.000	0.000	0.000	5.000	0.000	0.000	318,600	-	-	-	-	-	318,600	25,000	-	-	343,600
1100	12198	ED/Educational Studies	0.000	7.130	1.000	2.000	0.000	0.000	585,252	-	-	-	-	-	585,252	32,400	-	-	617,652
1100	12202	Grad Studies&Research	0.000	0.000	0.000	0.000	0.000	0.000	-	-	-	-	-	-	-	16,000	-	-	16,000
1100	12204	Education Crse Fees	0.000	0.000	0.000	0.000	0.000	0.000	-	-	12,000	-	-	-	12,000	57,365	-	-	69,365
1100	16435	ED/Elem & Early Childhood Educ	1.000	16.000	4.000	1.000	0.000	0.000	1,401,520	-	-	-	-	-	1,401,520	82,800	-	-	1,484,320
1100	16436	ED/Secondary Education	1.000	7.000	1.000	1.000	0.000	0.000	657,796	-	-	-	-	-	657,796	36,000	-	-	693,796
1100	17724	ED/PR and College Climate	0.000	0.000	0.000	0.000	0.000	0.000	-	-	-	-	-	-	-	18,182	-	-	18,182
1100	19828	ED/Professional Studies	1.000	17.000	2.000	2.000	0.000	0.000	1,444,120	-	-	-	-	-	1,444,120	72,000	-	-	1,516,120
TOTAL COLLEGE OF EDUCATION			5.000	47.130	12.000	12.000	0.000	0.000	4,626,414	-	128,743	-	-	25,757	4,780,914	471,556	-	-	5,252,470
COLLEGE OF ENGINEERING																			
1100	12080	Sum Sess-Engineering-EPB	0.000	0.000	0.000	0.000	0.000	0.000	-	-	-	-	12,291	12,291	-	-	-	-	12,291
1100	12127	Computer Science	0.000	0.000	0.000	0.000	0.000	0.000	-	-	100	-	-	-	100	48,169	-	-	48,269
1100	12207	Instruction-Engineer	5.000	60.837	14.639	20.532	0.000	0.000	8,097,952	-	100,929	4,350	-	-	8,203,231	16,908	-	-	8,220,139
1100	12209	Engineering Sum Sch	0.000	0.000	0.000	0.000	0.000	0.000	-	-	22,709	5,000	-	-	27,709	-	-	-	27,709
1100	12211	Atmospheric Science	1.000	6.724	1.676	4.089	0.700	0.000	1,245,705	-	-	-	-	-	1,245,705	24,870	-	-	1,270,575
1100	12212	Civil/Arch Engineering	0.000	0.000	0.000	0.000	0.000	0.000	-	-	100	-	-	-	100	90,875	-	-	90,975
1100	12214	Chemical Engineering	0.000	0.000	0.000	0.000	0.000	0.000	-	-	100	-	-	-	100	73,813	-	-	73,913
1100	12218	Electr/Computer Engr	0.000	0.000	0.000	0.000	0.000	0.000	-	-	100	-	-	-	100	53,799	-	-	53,899
1100	12220	Engineering Science	0.000	0.000	0.000	0.000	0.000	0.000	-	-	28,228	-	-	-	28,228	7,270	-	-	35,498
1100	12221	Mechanical Engr	0.000	0.000	0.000	0.500	0.000	0.000	32,574	-	100	-	-	-	32,674	71,545	-	-	104,219
TOTAL COLLEGE OF ENGINEERING			6.000	67.561	16.315	25.121	0.700	0.000	9,376,231	-	152,366	9,350	-	12,291	9,550,238	387,249	-	-	9,937,487

BUDGET DETAILS FOR FY2014 SECTION I ACCOUNTS - BY FUNCTION

FUND	ORG	ACCOUNT NAME	ADMIN FTE	FACULTY FTE	ACAD		ADMIN		CON- TRACT FTE	FULL-TIME	OVER- TIME 1100	PART-TIME	GRAD ASSIST 1400	EMPLOYER	TOTAL	SUPPORT SERVICES 2000	GRANT	NON-OP EXPEND 8000	TOTAL
					PRO FTE	STAFF FTE	PERSONAL SERVICES 1000	PERSONAL SERVICES 1200		PAID BENEFITS 1900		PERSONAL SERVICES 1000-1900		& AID PAYMENT 6000					
COLLEGE OF HEALTH SCIENCES																			
1100	12081	Sum Sess-Health Sciences-EPB	0.000	0.000	0.000	0.000	0.000	0.000	0.000	-	-	-	-	28,016	28,016	-	-	-	28,016
1100	12223	Inst-Health Science	0.000	0.000	0.000	0.000	0.000	0.000	0.000	-	-	-	-	-	-	162,015	-	-	162,015
1100	12225	Health Sci Sum Sch	0.000	0.000	0.000	0.000	0.000	0.000	0.000	-	-	106,984	20,000	-	126,984	-	-	-	126,984
1100	12226	Nursing	2.000	7.000	13.307	4.500	0.000	0.000	0.000	1,697,958	-	79,993	-	-	1,777,951	80,336	-	-	1,858,287
1100	12231	Social Work	1.000	4.000	5.500	2.000	0.000	0.000	0.000	700,158	-	30,428	81,000	-	811,586	97,693	-	-	909,279
1100	12233	Communication Disorders	2.000	6.000	5.522	2.000	0.000	0.000	0.000	1,037,408	-	5,310	-	-	1,042,718	35,423	-	-	1,078,141
1100	12234	Pharmacy	4.000	16.900	3.000	4.000	0.000	0.000	0.000	2,232,644	-	15,526	-	-	2,248,170	156,655	-	-	2,404,825
1100	12236	Kinesiology and Health	2.000	10.000	2.000	2.000	0.000	0.000	0.000	1,023,456	-	41,209	-	-	1,064,665	64,874	-	-	1,129,539
1100	17804	Pharmacy Tuition Differential	0.000	8.000	1.000	2.000	0.000	0.000	0.000	891,456	-	33,882	-	-	925,338	143,243	-	-	1,068,581
1100	18306	Division of Disability Studies	0.926	1.000	0.000	0.000	0.000	0.000	0.000	163,364	-	-	-	-	163,364	-	-	-	163,364
TOTAL COLLEGE OF HEALTH SCIENCES			11.926	52.900	30.329	16.500	0.000	0.000	0.000	7,746,444	-	313,332	101,000	28,016	8,188,792	740,239	-	-	8,929,031
COLLEGE OF LAW																			
1100	12238	Instruction - Law	2.180	16.746	0.000	6.000	2.000	0.000	0.000	2,425,063	-	69,090	-	-	2,494,153	91,655	-	-	2,585,808
1100	20064	Law Tuition Differential	1.820	4.000	1.000	3.000	0.000	0.000	0.000	789,337	-	41,376	-	-	830,713	451,104	-	-	1,281,817
TOTAL COLLEGE OF LAW			4.000	20.746	1.000	9.000	2.000	0.000	0.000	3,214,400	-	110,466	-	-	3,324,866	542,759	-	-	3,867,625
OUTREACH SCHOOL																			
1100	12083	Sum Sess-Outreach School EPB	0.000	0.000	0.000	0.000	0.000	0.000	0.000	-	-	-	-	5,500	5,500	-	-	-	5,500
1100	12240	Outreach School Dean	1.389	0.000	0.000	3.300	0.000	0.000	0.000	377,097	-	-	-	-	377,097	56,184	-	-	433,281
1100	12244	OTS - UWTV	1.000	0.000	0.000	0.000	0.000	0.000	0.000	82,008	-	-	-	-	82,008	-	-	-	82,008
1100	12245	Outreach Credit Prog Personnel	1.000	0.000	3.000	10.333	0.000	0.000	0.000	683,258	-	56,977	-	-	740,235	-	-	-	740,235
1100	12248	UW/CC Center	1.000	2.870	0.250	5.500	0.000	0.000	0.000	531,790	-	-	-	-	531,790	-	-	-	531,790
1100	12260	Correspondence Study	0.000	0.000	0.000	0.000	0.000	0.000	0.000	-	-	103,798	-	-	103,798	-	-	-	103,798
1100	12261	Regional Centers	0.000	0.000	0.000	8.500	0.000	0.000	0.000	369,186	-	27,852	-	-	397,038	-	-	-	397,038
1100	12263	Outreach Technology Services	0.000	0.000	0.000	3.000	0.000	0.000	0.000	145,308	-	-	-	-	145,308	-	-	-	145,308
1100	20062	Summer Session Outreach School	0.000	0.000	0.000	0.500	0.000	0.000	0.000	25,002	-	-	-	-	25,002	74,998	-	-	100,000
TOTAL OUTREACH SCHOOL			4.389	2.870	3.250	31.133	0.000	0.000	0.000	2,213,649	-	188,627	-	5,500	2,407,776	131,182	-	-	2,538,958
STUDENT AFFAIRS																			
1100	12272	Grad Assts-Reserve	0.000	0.000	0.000	0.000	0.000	0.000	0.000	-	-	350	1,231,568	-	1,231,918	22,533	-	-	1,254,451
1100	17159	Grad School Allocations	0.000	0.000	0.000	0.000	0.000	0.000	0.000	-	-	326	3,875,900	-	3,876,226	-	-	-	3,876,226
TOTAL STUDENT AFFAIRS			0.000	0.000	0.000	0.000	0.000	0.000	0.000	-	-	676	5,107,468	-	5,108,144	22,533	-	-	5,130,677
TOTAL INSTRUCTION			69.427	504.924	149.852	184.532	2.700	0.000	0.000	63,902,817	-	2,542,083	5,319,933	24,091,567	95,856,400	5,229,231	-	-	101,085,631

BUDGET DETAILS FOR FY2014 SECTION I ACCOUNTS - BY FUNCTION

FUND	ORG	ACCOUNT NAME	ADMIN FTE	FACULTY FTE	ACAD		ADMIN		CON- TRACT FTE	FULL-TIME		PART-TIME		EMPLOYER PAID BENEFITS 1900	TOTAL		GRANT & AID PAYMENT 6000	NON-OP EXPEND 8000	TOTAL
					PRO FTE	STAFF FTE	PRO FTE	CON- TRACT FTE		PERSONAL SERVICES 1000	OVER- TIME 1100	PERSONAL SERVICES 1200	GRAD ASSIST 1400		PERSONAL SERVICES 1000-1900	SUPPORT SERVICES 2000			
RESEARCH																			
1100	12498	Employer Paid Benefits	0.000	0.000	0.000	0.000	0.000	0.000	0.000	-	-	-	-	3,779,091	3,779,091	-	-	-	3,779,091
1100	12502	Div Research Support	0.000	0.000	0.000	8.000	0.000	0.000	0.000	479,664	-	12,912	-	-	492,576	5,130	-	-	497,706
1100	12503	National Pk Res Ctr	0.112	0.000	0.000	0.000	0.000	0.000	0.000	13,430	-	42,048	-	-	55,478	26,880	-	-	82,358
1100	12504	Enhncd Oil Recv-Engr	0.000	0.000	0.000	0.000	0.000	0.000	0.000	-	-	-	31,500	-	31,500	-	-	-	31,500
1100	12508	Epscor II	0.000	0.000	0.000	1.000	0.000	0.000	0.000	41,400	-	1,232	-	-	42,632	-	-	-	42,632
1100	12509	Office of Research	0.000	0.000	0.000	0.000	0.000	0.000	0.000	-	-	-	-	-	-	-	52,200	-	52,200
1100	12510	Wold Chair	0.706	0.000	0.000	0.000	0.000	0.000	0.000	139,235	-	-	-	-	139,235	-	-	-	139,235
1100	15408	Brucellosis Testing & Research	0.000	0.000	0.000	0.000	0.000	0.000	0.000	-	-	42,480	-	-	42,480	57,520	-	-	100,000
1100	15418	Brucellosis Vaccine Research	0.000	0.000	0.000	0.000	0.000	0.000	0.000	-	-	-	-	-	-	100,000	-	-	100,000
1100	16218	Wy Natural Diversity Database	0.900	0.000	2.108	1.000	0.000	0.000	0.000	211,954	-	-	-	-	211,954	22	-	-	211,976
1100	16298	Haub School Envir & Nat Res	0.000	0.000	3.500	2.500	1.000	0.000	0.000	353,730	-	406	-	-	354,136	24,951	-	-	379,087
1100	16948	WyGisc	0.000	0.000	1.500	1.000	0.000	0.000	0.000	129,822	-	-	-	-	129,822	29,280	-	-	159,102
1100	18706	Wy Technology Business Center	1.000	0.000	0.000	0.000	0.000	0.000	0.000	126,864	-	-	-	-	126,864	67,417	-	-	194,281
RESEARCH & EXTENSION CENTERS																			
1100	15410	St AES-R&E Admin-Supp	0.000	0.000	0.000	0.000	0.000	0.000	0.000	-	-	696	-	-	696	20,000	-	-	20,696
1100	15411	SAREC R&E-PR/Supp	0.388	0.000	0.000	7.500	0.000	0.000	0.000	346,495	-	16,680	-	-	363,175	137,710	-	-	500,885
1100	15412	Greenhouse-R&E Support	0.000	0.000	0.000	3.000	0.000	0.000	0.000	94,836	-	5,000	-	-	99,836	3,500	-	-	103,336
1100	15413	Powell R&E-PR/Supp	0.000	0.000	0.000	4.583	0.000	0.000	0.000	181,449	-	16,000	-	-	197,449	69,995	-	-	267,444
1100	15414	Sheridan R&E-PR/Supp	0.500	0.000	0.000	3.000	0.000	0.000	0.000	156,948	-	17,000	-	-	173,948	66,243	-	-	240,191
1100	15415	Laramie R&E-PR/Supp	0.833	0.000	0.000	1.000	0.000	0.000	0.000	93,938	-	480	-	-	94,418	7,520	-	-	101,938
1100	15416	Stock Farm	0.000	0.000	0.000	4.667	0.000	0.000	0.000	183,684	-	41,272	-	-	224,956	51,433	-	-	276,389
1100	15417	LREC Meat Lab	0.000	0.000	0.000	0.750	0.000	0.000	0.000	27,765	-	40,000	-	-	67,765	12,235	-	-	80,000
TOTAL RESEARCH & EXT CENTERS			1.721	0.000	0.000	24.500	0.000	0.000	0.000	1,085,115	-	137,128	-	-	1,222,243	368,636	-	-	1,590,879
TOTAL AES ADMINISTRATION																			
1100	15400	St AES-Admin-Supp	0.000	0.000	0.000	0.000	0.000	0.000	0.000	-	-	1,596	-	-	1,596	25,000	-	-	26,596
4020	15401	Sect 1-MS 4 Admin-Supp	0.000	0.000	0.000	0.000	0.000	0.000	0.000	-	-	-	-	-	-	10,000	-	-	10,000
4021	15402	Sect 1-MS 1-3 Admin-Supp	0.000	0.000	0.000	0.000	0.000	0.000	0.000	-	-	-	-	-	-	15,000	-	-	15,000
4011	15403	Sect 1-HF 1-3 Admin-Supp	0.000	0.000	0.000	0.000	0.000	0.000	0.000	-	-	-	-	-	-	30,000	-	-	30,000
4010	15404	Sect 1-HF 4 Admin-Supp	0.000	0.000	0.000	0.000	0.000	0.000	0.000	-	-	-	-	-	-	25,000	-	-	25,000
4030	15405	Sect 1-RRF 4 Admin-Supp	0.000	0.000	0.000	0.000	0.000	0.000	0.000	-	-	-	-	-	-	25,000	-	-	25,000
4031	15406	Sect 1-RRF 1-3 Admin-Supp	0.000	0.000	0.000	0.000	0.000	0.000	0.000	-	-	-	-	-	-	30,000	-	-	30,000
1100	15409	AES-Ag Dean Support	0.000	0.000	0.000	0.000	0.000	0.000	0.000	-	-	-	-	-	-	13,000	-	-	13,000
1100	15500	St AES-Admin-PR	1.166	0.000	0.000	2.667	0.000	0.000	0.000	314,004	-	57,380	-	-	371,384	-	-	-	371,384
4020	15501	Sect 1-MS 4 Admin-PR	0.000	0.000	0.000	0.250	0.000	0.000	0.000	9,632	-	10,014	-	-	19,646	-	-	-	19,646
4021	15502	Sect 1-MS 1-3 Admin-PR	0.000	0.000	0.000	0.333	0.000	0.000	0.000	12,781	-	10,152	-	-	22,933	-	-	-	22,933
4011	15503	Sect 1-HF 1-3 Admin-PR	0.167	0.000	0.000	0.584	0.000	0.000	0.000	42,861	-	18,791	-	-	61,652	-	-	-	61,652
4010	15504	Sect 1-HF 4 Admin-PR	0.000	0.000	0.000	0.250	0.000	0.000	0.000	11,795	-	21,015	-	-	32,810	-	-	-	32,810
4030	15505	Sect 1-RRF 4 Admin-PR	0.000	0.000	0.000	0.250	0.000	0.000	0.000	17,268	-	27,452	-	-	44,720	-	-	-	44,720
4031	15506	Sect 1-RRF 1-3 Admin-PR	0.167	0.000	0.000	0.500	0.000	0.000	0.000	41,838	-	27,801	-	-	69,639	-	-	-	69,639
TOTAL AES ADMINISTRATION			1.500	0.000	0.000	4.834	0.000	0.000	0.000	450,179	-	174,201	-	-	624,380	173,000	-	-	797,380



## BUDGET DETAILS FOR FY2014 SECTION I ACCOUNTS - BY FUNCTION

FUND	ORG	ACCOUNT NAME	ACAD				ADMIN		CON-		FULL-TIME		PART-TIME		EMPLOYER		TOTAL		GRANT & AID		NON-OP		TOTAL
			ADMIN FTE	FACULTY FTE	PRO FTE	STAFF FTE	PRO FTE	TRACT FTE	PERSONAL SERVICES 1000	OVER-TIME 1100	PERSONAL SERVICES 1200	GRAD ASSIST 1400	PAID BENEFITS 1900	PERSONAL SERVICES 1000-1900	SUPPORT SERVICES 2000	PERSONAL SERVICES 6000	NON-OP EXPEND 8000						
1100	15430	St AES-Ag Econ-Supp	0.000	0.000	0.000	0.000	0.000	0.000	-	-	-	-	-	-	-	24,332	-	-	-	-	-	24,332	
1100	15530	St AES-Ag Econ-PR	0.000	4.583	1.279	0.583	0.000	0.000	481,853	-	-	-	-	-	-	481,853	-	-	-	-	-	481,853	
4011	15533	Sect 1-HF 1-3 Ag Econ-PR	0.000	0.250	0.000	0.083	0.000	0.000	25,018	-	-	-	-	-	-	25,018	-	-	-	-	-	25,018	
4030	15535	Sect 1-RRF 4 Ag Econ-PR	0.000	0.416	0.000	0.083	0.000	0.000	39,854	-	-	-	-	-	-	39,854	-	-	-	-	-	39,854	
4031	15536	Sect 1-RRF 1-3 Ag Econ-PR	0.000	1.083	0.000	0.000	0.000	0.000	91,191	-	-	-	-	-	-	91,191	-	-	-	-	-	91,191	
		TOTAL AES AG & APPLIED ECONOMICS	0.000	6.332	1.279	0.749	0.000	0.000	637,916	-	-	-	-	-	-	637,916	24,332	-	-	-	-	662,248	
1100	15440	St AES-An Sci-Supp	0.000	0.000	0.620	0.000	0.000	0.000	27,274	-	-	-	-	-	-	27,274	2,534	-	-	-	-	29,808	
1100	15540	St AES-An Sci-PR	0.250	6.063	3.000	3.167	0.000	0.000	801,601	-	-	-	-	-	-	801,601	-	-	-	-	-	801,601	
4011	15543	Sect 1-HF 1-3 An Sci-PR	0.000	0.749	0.000	0.250	0.000	0.000	70,259	-	-	-	-	-	-	70,259	-	-	-	-	-	70,259	
4031	15546	Sect 1-RRF 1-3 An Sci-PR	0.000	0.563	0.000	0.083	0.000	0.000	54,459	-	-	-	-	-	-	54,459	-	-	-	-	-	54,459	
		TOTAL AES ANIMAL SCIENCE	0.250	7.375	3.620	3.500	0.000	0.000	953,593	-	-	-	-	-	-	953,593	2,534	-	-	-	-	956,127	
1100	15450	St AES-FCS-Supp	0.000	0.000	0.000	0.000	0.000	0.000	-	-	16,856	-	-	-	-	16,856	-	-	-	-	-	16,856	
1100	15550	St AES-FCS-PR	0.000	2.869	0.000	0.916	0.000	0.000	250,697	-	-	-	-	-	-	250,697	-	-	-	-	-	250,697	
4011	15553	Sect 1-HF 1-3 FCS-PR	0.000	0.763	0.000	0.083	0.000	0.000	60,548	-	-	-	-	-	-	60,548	-	-	-	-	-	60,548	
4031	15556	Sect 1-RRF 1-3 FCS-PR	0.000	0.583	0.000	0.000	0.000	0.000	44,823	-	-	-	-	-	-	44,823	-	-	-	-	-	44,823	
		TOTAL AES FAMILY & CONS SCIENCES	0.000	4.215	0.000	0.999	0.000	0.000	356,068	-	16,856	-	-	-	-	372,924	-	-	-	-	-	372,924	
1100	15460	St AES-Mol Bio-Supp	0.000	0.000	0.500	0.000	0.000	0.000	21,186	-	-	-	-	-	-	21,186	19,498	-	-	-	-	40,684	
1100	15560	St AES-Mol Bio-PR	0.250	8.175	4.000	3.416	0.000	0.000	1,055,255	-	30,000	-	-	-	-	1,085,255	-	-	-	-	-	1,085,255	
4011	15563	Sect 1-HF 1-3 Mol Bio-PR	0.000	1.169	0.000	0.250	0.000	0.000	95,799	-	-	-	-	-	-	95,799	-	-	-	-	-	95,799	
4010	15564	Sect 1-HF 4 Mol Bio-PR	0.250	0.750	0.000	0.000	0.000	0.000	88,832	-	-	-	-	-	-	88,832	-	-	-	-	-	88,832	
		TOTAL AES MOLECULAR BIOLOGY	0.500	10.094	4.500	3.666	0.000	0.000	1,261,072	-	30,000	-	-	-	-	1,291,072	19,498	-	-	-	-	1,310,570	
1100	15470	St AES-PS-Supp	0.000	0.000	0.145	0.000	0.000	0.000	7,992	-	-	-	-	-	-	7,992	11,276	-	-	-	-	19,268	
1100	15570	St AES-PS-PR	0.000	2.687	2.651	2.667	0.000	0.000	453,777	-	4,839	-	-	-	-	458,616	-	-	-	-	-	458,616	
4011	15573	Sect 1-HF 1-3 PS-PR	0.167	0.334	0.167	0.166	0.000	0.000	55,628	-	-	-	-	-	-	55,628	-	-	-	-	-	55,628	
4010	15574	Sect 1-HF 4 PS-PR	0.000	0.083	0.000	0.000	0.000	0.000	6,925	-	-	-	-	-	-	6,925	-	-	-	-	-	6,925	
4031	15576	Sect 1-RRF 1-3 PS-PR	0.000	0.167	0.000	0.083	0.000	0.000	15,264	-	-	-	-	-	-	15,264	-	-	-	-	-	15,264	
4021	15578	Sect 1-MS 1-3 PS-PR	0.000	0.583	0.000	0.083	0.000	0.000	45,410	-	-	-	-	-	-	45,410	-	-	-	-	-	45,410	
		TOTAL AES PLANT SCIENCES	0.167	3.854	2.963	2.999	0.000	0.000	584,996	-	4,839	-	-	-	-	589,835	11,276	-	-	-	-	601,111	

BUDGET DETAILS FOR FY2014 SECTION I ACCOUNTS - BY FUNCTION

FUND	ORG	ACCOUNT NAME	ADMIN FTE	FACULTY FTE	ACAD		ADMIN		FULL-TIME		PART-TIME		EMPLOYER PAID BENEFITS 1900	TOTAL		GRANT & AID PAYMENT 6000	NON-OP EXPEND 8000	TOTAL
					PRO FTE	STAFF FTE	PRO FTE	CON- TRACT FTE	PERSONAL SERVICES 1000	OVER- TIME 1100	PERSONAL SERVICES 1200	GRAD ASSIST 1400		PERSONAL SERVICES 1000-1900	SUPPORT SERVICES 2000			
1100	15480	St AES-REWM-Supp	0.000	0.000	0.000	0.000	0.000	0.000	-	-	-	-	-	-	37,324	-	-	37,324
1100	15580	St AES-REWM-PR	0.250	7.173	1.634	1.602	0.000	0.000	780,864	-	9,373	-	-	790,237	-	-	-	790,237
4011	15583	Sect 1-HF 1-3 REWM-PR	0.083	0.832	0.167	0.084	0.000	0.000	98,997	-	-	-	-	98,997	-	-	-	98,997
4031	15586	Sect 1-RRF 1-3 RR-PR	0.000	0.333	0.000	0.000	0.000	0.000	23,347	-	-	-	-	23,347	-	-	-	23,347
4021	15588	Sect 1-MS 1-3 REWM-PR	0.000	0.083	0.000	0.000	0.000	0.000	5,596	-	-	-	-	5,596	-	-	-	5,596
TOTAL AES RENEW RESOURCES			0.333	8.421	1.801	1.686	0.000	0.000	908,804	-	9,373	-	-	918,177	37,324	-	-	955,501
1100	15490	St AES-Vet Sci-Supp	0.000	0.000	0.000	0.000	0.000	0.000	-	-	-	-	-	-	28,672	-	-	28,672
1100	15491	St AES-Vet Lab-Supp	0.000	0.000	0.500	1.000	0.000	0.000	61,104	-	-	-	-	61,104	36,516	-	-	97,620
1100	15590	St AES-Vet Sci-PR	0.000	6.834	0.000	12.982	0.000	0.000	1,361,543	-	-	-	-	1,361,543	-	-	-	1,361,543
4011	15593	Sect 1-HF 1-3 Vet Sci-PR	0.000	0.750	0.000	0.496	0.000	0.000	96,937	-	-	-	-	96,937	-	-	-	96,937
4010	15594	Sect 1-HF 4 Vet Sci-PR	0.000	0.417	0.000	0.000	0.000	0.000	44,713	-	-	-	-	44,713	-	-	-	44,713
TOTAL AES VETERINARY SCIENCES			0.000	8.001	0.500	14.478	0.000	0.000	1,564,297	-	-	-	-	1,564,297	65,188	-	-	1,629,485
AG EXPERIMENT STATION																		
		AES State	1.916	38.384	14.329	29.000	0.000	0.000	5,617,150	-	120,044	-	-	5,737,194	198,152	-	-	5,935,346
		AES Hatch	0.667	6.097	0.334	2.246	0.000	0.000	698,312	-	39,806	-	-	738,118	55,000	-	-	793,118
		AES Regional Research	0.167	3.145	0.000	0.999	0.000	0.000	328,044	-	55,253	-	-	383,297	55,000	-	-	438,297
		AES McIntire Stennis	0.000	0.666	0.000	0.666	0.000	0.000	73,419	-	20,166	-	-	93,585	25,000	-	-	118,585
TOTAL AG EXPERIMENT STATION			2.750	48.292	14.663	32.911	0.000	0.000	6,716,925	-	235,269	-	-	6,952,194	333,152	-	-	7,285,346
TOTAL RESEARCH			7.189	48.292	21.771	70.911	1.000	0.000	9,298,139	-	471,475	31,500	3,779,091	13,580,205	1,012,988	52,200	-	14,645,393

BUDGET DETAILS FOR FY2014 SECTION I ACCOUNTS - BY FUNCTION

FUND	ORG	ACCOUNT NAME	ADMIN FTE	FACULTY FTE	ACAD		ADMIN		CON-	FULL-TIME	OVER-	PART-TIME	GRAD	EMPLOYER	TOTAL	SUPPORT SERVICES 2000	GRANT	NON-OP	TOTAL
					PRO	STAFF	PRO	TRACT	PERSONAL	TIME	SERVICES	ASSIST	PAID	PERSONAL	SUPPORT		& AID PAYMENT	EXPEND	
					FTE	FTE	FTE	FTE	FTE	1000	1100	1200	1400	1900	1000-1900	6000	8000		
PUBLIC SERVICE																			
1100	12274	Employer Paid Benefits	0.000	0.000	0.000	0.000	0.000	0.000	0.000	-	-	-	-	2,731,753	2,731,753	-	-	-	2,731,753
1100	12277	Cultural Outreach	0.000	0.000	0.000	1.000	0.000	0.000	0.000	55,536	-	-	-	-	55,536	32,400	-	-	87,936
1100	12281	Wyoming Public Media Sect I	0.000	0.000	0.000	8.500	1.000	0.000	0.000	520,914	-	-	-	-	520,914	9,000	-	-	529,914
COOPERATIVE EXTENSION SERVICE																			
1100	15700	St CES-Admin-Supp	0.000	0.000	0.000	0.000	0.000	0.000	0.000	-	-	12,990	-	-	12,990	5,104	-	-	18,094
1100	15701	St CES-Ag Dean-Supp	0.000	0.000	0.000	0.000	0.000	0.000	0.000	-	-	-	-	-	-	45,000	-	-	45,000
4041	15703	Sect 1-S/L 1-3 Admin-Supp	0.000	0.000	0.000	0.000	0.000	0.000	0.000	-	-	-	-	-	-	60,000	-	-	60,000
4040	15704	Sect 1-S/L 4 Admin-Supp	0.000	0.000	0.000	0.000	0.000	0.000	0.000	-	-	-	-	-	-	50,000	-	-	50,000
1100	15713	St CES-Penalty Mail Supp	0.000	0.000	0.000	0.000	0.000	0.000	0.000	-	-	-	-	-	-	17,000	-	-	17,000
1100	15714	St CES-4H-Supp	0.000	0.000	0.000	0.000	0.000	0.000	0.000	-	-	2,166	-	-	2,166	77,834	-	-	80,000
4041	15715	Sect 1-S/L 1-3 Admin Trav-Supp	0.000	0.000	0.000	0.000	0.000	0.000	0.000	-	-	-	-	-	-	30,000	-	-	30,000
1100	15730	St CES-Ag Econ-Supp	0.000	0.000	0.000	0.000	0.000	0.000	0.000	-	-	3,348	-	-	3,348	9,427	-	-	12,775
1100	15740	St CES-An Sci-Supp	0.000	0.000	0.000	0.000	0.000	0.000	0.000	-	-	-	-	-	-	4,583	-	-	4,583
1100	15750	St CES-FCS-Supp	0.000	0.000	0.000	0.000	0.000	0.000	0.000	-	-	7,710	-	-	7,710	-	-	-	7,710
1100	15770	St CES-PS-Supp	0.000	0.000	0.000	0.000	0.000	0.000	0.000	-	-	-	-	-	-	8,548	-	-	8,548
1100	15780	St CES-REWM-Supp	0.000	0.000	0.000	0.000	0.000	0.000	0.000	-	-	960	-	-	960	8,815	-	-	9,775
1100	15790	St CES-Vet Sci-Supp	0.000	0.000	0.000	0.000	0.000	0.000	0.000	-	-	-	-	-	-	415	-	-	415
1100	15800	St CES-Admin-PR	2.488	0.000	47.929	14.448	0.000	0.000	0.000	3,565,371	-	187,779	-	-	3,753,150	-	-	-	3,753,150
4041	15801	Sect 1-S/L 1-3 Fed Retirement	0.000	0.000	0.000	0.000	0.000	0.000	0.000	-	-	-	-	35,000	35,000	-	-	-	35,000
4040	15802	Sect 1-S/L 4 Fed Retirement	0.000	0.000	0.000	0.000	0.000	0.000	0.000	-	-	-	-	12,000	12,000	-	-	-	12,000
4041	15803	Sect 1-S/L 1-3 Admin-PR	0.000	0.000	2.337	0.250	0.000	0.000	0.000	168,245	-	118,821	-	-	287,066	-	-	-	287,066
4040	15804	Sect 1-S/L 4 Admin-PR	0.000	0.000	1.958	0.250	0.000	0.000	0.000	145,359	-	69,592	-	-	214,951	-	-	-	214,951
4041	15805	Sect 1-S/L 1-3 Uee Multist Act	0.000	0.000	0.499	0.000	0.000	0.000	0.000	31,805	-	-	-	-	31,805	-	-	-	31,805
4041	15807	Sect 1-S/L 1-3 UEE Int Act PR	0.000	0.000	0.166	0.000	0.000	0.000	0.000	9,804	-	-	-	-	9,804	-	-	-	9,804
4041	15813	Sect 1-S/L 1-3	0.083	2.915	1.084	0.083	0.000	0.000	0.000	346,579	-	-	-	-	346,579	-	-	-	346,579
4041	15823	Sect 1-S/L 1-3	0.000	0.083	0.408	0.000	0.000	0.000	0.000	30,604	-	-	-	-	30,604	-	-	-	30,604
1100	15830	St CES-Ag Econ-PR	0.000	1.419	2.289	0.667	0.000	0.000	0.000	306,125	-	15,000	-	-	321,125	-	-	-	321,125
1100	15840	St CES-An Sci-PR	0.500	1.333	0.333	0.551	0.000	0.000	0.000	199,988	-	15,000	-	-	214,988	-	-	-	214,988
1100	15850	St CES-FCS-PR	0.667	0.750	0.667	0.750	0.000	0.000	0.000	201,568	-	-	-	-	201,568	-	-	-	201,568
1100	15870	St CES-PS-PR	0.000	2.272	1.417	1.251	0.000	0.000	0.000	312,521	-	9,678	-	-	322,199	-	-	-	322,199
1100	15880	St CES-REWM-PR	0.250	2.002	0.884	0.666	0.000	0.000	0.000	255,015	-	1,339	-	-	256,354	-	-	-	256,354
1100	15890	St CES-Vet Sci-PR	0.000	0.083	0.000	0.164	0.000	0.000	0.000	18,472	-	-	-	-	18,472	-	-	-	18,472
TOTAL EXTENSION			3.988	10.857	59.971	19.080	0.000	0.000	0.000	5,591,456	-	444,383	-	47,000	6,082,839	316,726	-	-	6,399,565
AG EXTENSION FUNDING																			
State Funding			3.905	7.859	53.519	18.497	0.000	0.000	0.000	4,859,060	-	255,970	-	-	5,115,030	176,726	-	-	5,291,756
Smith-Lever Funding			0.083	2.998	6.452	0.583	0.000	0.000	0.000	732,396	-	188,413	-	47,000	967,809	140,000	-	-	1,107,809
TOTAL AGRICULTURE EXTENSION			3.988	10.857	59.971	19.080	0.000	0.000	0.000	5,591,456	-	444,383	-	47,000	6,082,839	316,726	-	-	6,399,565
TOTAL PUBLIC SERVICE			3.988	10.857	59.971	28.580	1.000	0.000	0.000	6,167,906	-	444,383	-	2,778,753	9,391,042	358,126	-	-	9,749,168

BUDGET DETAILS FOR FY2014 SECTION I ACCOUNTS - BY FUNCTION

FUND	ORG	ACCOUNT NAME	ADMIN FTE	FACULTY FTE	ACAD		ADMIN		CON- TRACT FTE	FULL-TIME	OVER- TIME 1100	PART-TIME	GRAD ASSIST 1400	EMPLOYER	TOTAL	SUPPORT SERVICES 2000	GRANT	NON-OP EXPEND 8000	TOTAL
					PRO FTE	STAFF FTE	PERSONAL SERVICES 1000	PERSONAL SERVICES 1200		PAID BENEFITS 1900		PERSONAL SERVICES 1000-1900		& AID PAYMENT 6000					
ACADEMIC SUPPORT																			
1100	12000	Employer Paid Benefits	0.000	0.000	0.000	0.000	0.000	0.000	-	-	-	-	-	4,655,849	4,655,849	-	-	-	4,655,849
1100	12003	Univ Art Museum	1.000	0.000	3.000	4.000	0.000	0.000	455,352	-	44,135	-	-	-	499,487	4,874	-	-	504,361
1100	12004	Grad Sch-Admin & Tch	0.000	0.000	0.000	0.000	0.000	0.000	-	-	-	730,000	-	-	730,000	-	-	-	730,000
1100	12007	Law Library Acq	0.000	0.000	0.000	0.000	0.000	0.000	-	-	-	-	-	-	-	986,385	-	-	986,385
1100	12008	Library General	2.000	26.000	0.000	37.000	0.000	0.000	2,976,324	-	424,434	-	-	-	3,400,758	550,274	-	-	3,951,032
1100	12010	Library Acquisitions	0.000	0.000	0.000	0.000	0.000	0.000	-	-	-	-	-	-	-	8,549,781	-	-	8,549,781
1100	12012	Library-Casper	0.000	0.000	0.000	0.000	0.000	0.000	-	-	-	-	-	-	-	75,000	-	-	75,000
1100	12013	Amer Herit Ctr	1.962	7.964	0.000	3.900	0.000	0.000	692,552	-	3,434	-	-	-	695,986	-	-	-	695,986
1100	12014	Information Technology	3.500	0.000	0.000	68.000	1.500	0.000	4,462,258	-	-	-	-	-	4,462,258	1,711,931	-	-	6,174,189
1100	12018	Center for Teaching Excellence	1.000	0.000	2.000	1.000	0.000	0.000	230,976	-	11,000	-	-	-	241,976	74,090	-	-	316,066
1100	12023	Academic Affairs	0.000	0.000	0.000	0.000	0.000	0.000	-	-	-	-	-	-	-	90,937	-	-	90,937
1100	12025	Observatory	0.000	0.000	0.000	2.000	0.000	0.000	116,040	-	-	-	-	-	116,040	-	-	-	116,040
1100	12028	Dean's Office-Arts&Sciences	3.000	0.000	0.000	6.000	0.000	0.000	750,984	-	75,516	-	-	-	826,500	-	-	-	826,500
1100	12030	Dean's Office-Education	2.000	0.000	0.000	4.000	0.000	0.000	540,252	-	-	-	-	-	540,252	-	-	-	540,252
1100	12031	Dean's Office-Engineering	1.000	0.000	0.000	2.000	0.000	0.000	308,520	-	-	-	-	-	308,520	4,500	-	-	313,020
1100	12033	Eng Col Course Fees	0.000	0.000	0.000	0.000	0.000	0.000	-	-	-	-	-	-	-	140,000	-	-	140,000
1100	12034	Deans Off-Health Sci	1.000	1.000	0.102	5.000	0.000	0.000	532,201	-	24,861	-	-	-	557,062	-	-	-	557,062
1100	12035	Deans Office - Law	1.000	0.000	0.000	1.600	0.000	0.000	267,735	-	-	-	-	-	267,735	-	-	-	267,735
1100	12036	Info Tech - Oper	0.000	0.000	0.000	0.000	0.000	0.000	-	-	11,000	-	-	-	11,000	172,310	-	-	183,310
1100	12037	Info Tech - App Dev	0.000	0.000	0.000	0.000	0.000	0.000	-	-	-	-	-	-	-	370,000	-	-	370,000
1100	12038	Info Tech - Sys Dev	0.000	0.000	0.000	0.000	0.000	0.000	-	-	14,000	-	-	-	14,000	96,000	-	-	110,000
1100	12040	Info Tech-CSS Dept Consulting	0.000	0.000	0.000	0.000	0.000	0.000	-	-	-	-	-	-	-	91,700	-	-	91,700
1100	12041	Info Tech-CSS Acad Support	0.000	0.000	0.000	0.000	0.000	0.000	-	-	236,220	-	-	-	236,220	70,000	-	-	306,220
1100	16020	Law College Computer Fee	0.000	0.000	0.000	0.000	0.000	0.000	-	-	1,500	-	-	-	1,500	12,765	-	-	14,265
1100	16048	Ag College Computer Fee	0.000	0.000	0.000	0.000	0.000	0.000	-	-	-	-	-	-	-	48,000	-	-	48,000
1100	16051	Undeclared Computer Fee	0.000	0.000	0.000	0.000	0.000	0.000	-	-	-	-	-	-	-	37,550	-	-	37,550
1100	16052	A&S College Computer Fee	0.000	0.000	0.000	0.000	0.000	0.000	-	-	-	-	-	-	-	187,175	-	-	187,175
1100	16053	Business College Computer Fee	0.000	0.000	0.000	0.000	0.000	0.000	-	-	-	-	-	-	-	58,000	-	-	58,000
1100	16066	Health Sciences Computer Fee	0.000	0.000	0.000	0.000	0.000	0.000	-	-	-	-	-	-	-	82,000	-	-	82,000
1100	16071	Info Tech Computer Fee	0.000	0.000	0.000	0.000	0.000	0.000	-	-	-	-	-	-	-	391,432	-	-	391,432
1100	16253	ADA-Computer Fee	0.000	0.000	0.000	0.000	0.000	0.000	-	-	-	-	-	-	-	25,767	-	-	25,767
1100	16254	Student Serv Computer Fee	0.000	0.000	0.000	0.000	0.000	0.000	-	-	-	-	-	-	-	17,148	-	-	17,148
1100	16863	PACMWA	0.000	0.000	0.000	0.000	0.000	0.000	-	-	-	-	-	-	-	67,188	-	-	67,188
1100	17788	Academic Success Center LEARN	0.000	0.000	0.000	1.000	0.000	0.000	41,280	-	11,790	-	-	-	53,070	99,896	-	-	152,966
1100	18642	Info Tech - AV IT	0.000	0.000	0.000	0.400	0.000	0.000	18,010	-	-	-	-	-	18,010	931,285	-	-	949,295
1100	19467	Digital Collections	0.000	1.000	0.000	0.000	0.000	0.000	62,700	-	31,450	-	-	-	94,150	905,850	-	-	1,000,000
1100	20065	Instructional Excellence	0.000	0.000	0.000	0.000	0.000	0.000	-	-	-	-	-	-	-	69,000	-	-	69,000
1100	20334	Collection Initiatives	0.000	0.000	0.000	0.000	0.000	0.000	-	-	-	-	-	-	-	500,000	-	-	500,000
1100	20367	Coach Bus-Fine Arts Rentals	0.000	0.000	0.000	0.000	0.000	0.000	-	-	-	-	-	-	-	45,000	-	-	45,000
TOTAL ACADEMIC SUPPORT			17.462	35.964	5.102	135.900	1.500	0.000	11,455,184	-	889,340	730,000	4,655,849	17,730,373	16,465,838	-	-	-	34,196,211

BUDGET DETAILS FOR FY2014 SECTION I ACCOUNTS - BY FUNCTION

FUND	ORG	ACCOUNT NAME	ADMIN FTE	FACULTY FTE	ACAD		ADMIN		FULL-TIME		PART-TIME		EMPLOYER PAID BENEFITS 1900	TOTAL PERSONAL SERVICES 1000-1900	SUPPORT SERVICES 2000	GRANT & AID PAYMENT 6000	NON-OP EXPEND 8000	TOTAL
					PRO FTE	STAFF FTE	PRO FTE	CON- TRACT FTE	PERSONAL SERVICES 1000	OVER- TIME 1100	PERSONAL SERVICES 1200	GRAD ASSIST 1400						
STUDENT SERVICES																		
1100	12445	Employer Paid Benefits	0.000	0.000	0.000	0.000	0.000	0.000	-	-	-	-	2,187,828	2,187,828	-	-	-	2,187,828
1100	12450	Iss-Student Affairs	0.000	0.000	0.000	3.497	0.000	0.000	151,536	-	2,009	-	-	153,545	9,815	-	-	163,360
1100	12451	Registration/Records	1.000	0.000	0.000	14.000	0.000	0.000	628,920	-	37,944	-	-	666,864	78,639	-	-	745,503
1100	12453	Registrar Summer Sch	0.000	0.000	0.000	0.000	0.000	0.000	-	-	-	-	-	-	9,324	-	-	9,324
1100	12454	SEO	1.000	0.000	0.000	2.071	0.000	0.000	183,268	-	2,272	-	-	185,540	10,094	-	-	195,634
1100	12455	Student Financial Aid	1.000	0.000	0.000	16.000	0.000	0.000	755,928	-	8,840	-	-	764,768	62,636	-	-	827,404
1100	12457	Univ Counseling Ctr	1.000	0.000	0.000	4.512	0.000	0.000	269,999	-	5,074	22,599	-	297,672	19,666	-	-	317,338
1100	12458	Cultural Affairs	0.000	0.000	0.000	0.000	0.000	0.000	-	-	-	-	-	-	75,330	-	-	75,330
1100	12460	Multicultural Resources	0.000	0.000	0.000	1.000	0.000	0.000	41,400	-	500	-	-	41,900	2,491	-	-	44,391
1100	12461	Pepsters	0.000	0.000	0.000	0.000	0.000	0.500	15,000	-	6,620	-	-	21,620	-	-	-	21,620
1100	12462	Academic Advising Ofc - COB	0.000	0.000	0.000	0.000	0.000	0.000	-	-	12,610	-	-	12,610	-	-	-	12,610
1100	12463	UW Posse Club	0.000	0.000	0.000	0.000	0.000	0.000	-	-	-	-	-	-	4,130	-	-	4,130
1100	12471	Admissions	1.000	0.000	0.000	22.000	0.000	0.000	914,364	-	69,792	-	-	984,156	708,128	-	-	1,692,284
1100	12474	Career Services Center	0.500	0.000	0.000	11.000	0.000	0.000	496,008	-	61,596	-	-	557,604	9,071	-	-	566,675
1100	12476	Off Of Student Life	1.000	0.000	0.000	3.526	0.000	0.000	306,168	-	11,679	-	-	317,847	20,580	-	-	338,427
1100	12478	Inter Stu Prog Fees	0.000	0.000	0.000	0.503	0.000	0.000	15,829	-	1,567	-	6,015	23,411	26,589	-	-	50,000
1100	12479	Disabled Student Ser	0.000	0.000	0.000	4.000	0.000	0.000	186,696	-	17,620	-	-	204,316	14,529	-	-	218,845
1100	12481	Coun Ctr/Drug Educ	0.000	0.000	0.000	1.000	0.000	0.000	48,312	-	-	18,000	-	66,312	-	-	-	66,312
1100	12484	Student Services General	0.000	0.000	0.000	0.000	0.000	0.000	-	-	-	-	-	-	6,207	-	-	6,207
1100	12487	Afro American Educ	1.000	0.000	0.000	1.000	0.000	0.000	131,268	-	-	-	-	131,268	16,200	-	-	147,468
1100	12488	Indian Education	1.000	0.000	0.000	0.000	0.000	0.000	95,412	-	-	-	-	95,412	16,200	-	-	111,612
1100	12490	Non-Traditional & Gender Prgms	0.000	0.000	0.000	0.000	0.000	0.000	-	-	10,368	-	-	10,368	4,914	-	-	15,282
1100	12491	Minority Affairs Off	0.000	0.000	0.000	3.000	0.000	0.000	157,224	-	3,392	-	-	160,616	23,318	-	-	183,934
1100	12492	Recruit/Retention	0.000	0.000	0.000	0.000	0.000	0.000	-	-	-	-	-	-	34,782	-	-	34,782
1100	15520	Rodeo Team-PR/Supp	0.000	0.000	0.750	0.000	0.000	0.000	33,894	-	17,000	-	-	50,894	43,924	-	-	94,818
1100	17866	Study Abroad	0.000	0.000	0.000	1.500	0.000	0.000	64,110	-	69	-	-	64,179	6,169	-	-	70,348
1100	18157	Synergy	0.000	0.000	0.000	0.000	0.000	0.000	-	-	49,270	-	-	49,270	51,226	-	-	100,496
1100	19001	Intl Programs/Immigration	0.000	0.000	0.000	1.000	0.000	0.000	50,292	-	-	-	-	50,292	38,090	-	-	88,382
1100	19465	Orientation Fees	0.000	0.000	0.000	0.000	0.000	0.000	-	-	41,000	-	-	41,000	15,198	-	-	56,198
1100	19749	Freshman Summit	0.000	0.000	0.000	0.000	0.000	0.000	-	-	24,000	-	-	24,000	60,400	-	-	84,400
1100	20494	Veterans Services Center	0.000	0.000	0.000	1.000	0.000	0.000	35,292	-	-	-	-	35,292	-	-	-	35,292
1100	20495	Dean of Students GA's	0.000	0.000	0.000	0.000	0.000	0.000	-	-	-	48,588	-	48,588	-	-	-	48,588
1100	20496	Dean Students STOP Violence	0.000	0.000	0.000	1.000	0.000	0.000	41,400	-	-	-	-	41,400	48,600	-	-	90,000
TOTAL STUDENT SERVICES			8.500	0.000	0.750	91.609	0.000	0.500	4,622,320	-	383,222	89,187	2,193,843	7,288,572	1,416,250	-	-	8,704,822

BUDGET DETAILS FOR FY2014 SECTION I ACCOUNTS - BY FUNCTION

FUND	ORG	ACCOUNT NAME	ADMIN FTE	FACULTY FTE	ACAD		ADMIN		CON- TRACT FTE	FULL-TIME	OVER- TIME 1100	PART-TIME	GRAD ASSIST 1400	EMPLOYER	TOTAL	SUPPORT SERVICES 2000	GRANT	NON-OP EXPEND 8000	TOTAL
					PRO FTE	STAFF FTE	PERSONAL SERVICES 1000	PERSONAL SERVICES 1200		PAID BENEFITS 1900		PERSONAL SERVICES 1000-1900		& AID PAYMENT 6000					
INSTITUTIONAL SUPPORT																			
1100	12348	Employer Paid Benefits	0.000	0.000	0.000	0.000	0.000	0.000	-	-	-	-	-	6,195,017	6,195,017	-	-	-	6,195,017
1100	12354	Board Of Trustees	0.000	0.000	0.000	0.000	0.000	0.000	-	-	-	-	-	-	-	200,000	-	-	200,000
1100	12358	Office of the President	2.000	0.000	0.000	1.000	2.000	0.000	636,732	-	50,017	-	-	-	686,749	510,000	-	-	1,196,749
1100	12363	Data Conn/Subsc Serv	0.000	0.000	0.000	0.000	0.000	0.000	-	-	-	-	-	-	-	10,800	-	-	10,800
1100	12365	VP Academic Affairs	0.000	0.000	0.000	0.000	0.000	0.000	-	-	11,864	-	-	-	11,864	800,049	-	-	811,913
1100	12366	Ofc/Vice President/Student Aff	1.000	0.000	0.000	3.000	1.000	0.000	370,620	-	-	-	-	-	370,620	27,075	-	-	397,695
1100	12367	VP-Research&Economic Develop	4.000	0.000	0.000	4.000	1.000	0.000	927,540	-	-	-	-	-	927,540	125,725	-	-	1,053,265
1100	12369	Sponsored Programs	0.000	0.000	0.000	4.930	0.000	0.000	273,276	-	-	-	-	-	273,276	6,041	-	-	279,317
1100	12371	Postal Service	0.000	0.000	0.000	4.150	0.000	0.000	145,851	-	29,514	-	-	-	175,365	27,244	-	-	202,609
1100	12372	Univ Relations	2.000	0.000	0.000	14.000	0.000	0.000	830,412	-	14,978	-	-	-	845,390	239,029	-	-	1,084,419
1100	12374	Personnel Admin	1.000	0.000	0.000	19.000	0.000	0.000	1,100,064	-	15,696	-	-	-	1,115,760	77,418	-	-	1,193,178
1100	12375	IT/Admin Systems-Division Ofc	1.000	0.000	0.000	22.500	0.000	0.000	1,613,202	-	-	-	-	-	1,613,202	-	-	-	1,613,202
1100	12379	IT/Admin Systems-Applic Dev	0.000	0.000	0.000	0.000	0.000	0.000	-	-	42,000	-	-	-	42,000	285,600	-	-	327,600
1100	12384	Institutional Analysis	0.000	0.000	2.000	2.000	0.000	0.000	235,488	-	58,835	-	-	-	294,323	29,870	-	-	324,193
1100	12385	Internal Auditor	2.000	0.000	0.000	0.000	0.000	0.000	160,008	-	-	-	-	-	160,008	7,420	-	-	167,428
1100	12387	UW Articulation	0.000	0.000	0.000	1.000	0.000	0.000	46,764	-	-	-	-	-	46,764	-	-	-	46,764
1100	12389	Office of Academic Affairs	4.000	0.000	2.000	5.000	0.000	0.000	1,087,116	-	29,346	-	-	-	1,116,462	192,900	-	-	1,309,362
1100	12394	International Progrms	1.000	0.000	0.000	1.511	0.000	0.000	150,880	-	19,045	-	-	-	169,925	4,543	-	-	174,468
1100	12397	Shipping & Receiving	0.000	0.000	0.000	3.000	0.000	0.000	103,092	-	37,404	-	-	-	140,496	10,110	-	-	150,606
1100	12398	Univ Safety Office	1.000	0.000	0.000	9.000	0.000	0.000	541,416	-	84,547	-	-	-	625,963	26,845	-	-	652,808
1100	12400	Campus Police	1.000	0.000	0.000	18.834	0.000	0.000	811,841	34,075	43,347	-	-	-	889,263	93,644	-	-	982,907
1100	12402	Centrex Telephone	0.000	0.000	0.000	5.166	0.000	0.000	163,376	11,247	-	-	-	-	174,623	-	-	-	174,623
1100	12404	Faculty Senate	0.000	0.000	0.000	1.000	0.000	0.000	38,580	-	-	-	-	-	38,580	8,311	-	-	46,891
1100	12405	Staff Council	0.000	0.000	0.000	0.000	0.000	0.000	-	-	14,100	-	-	-	14,100	3,260	-	-	17,360
1100	12407	Commencement Expense	0.000	0.000	0.000	0.000	0.000	0.000	-	-	-	-	-	-	-	20,000	-	-	20,000
1100	12408	General Expense	0.000	0.000	0.000	0.000	0.000	0.000	-	-	-	-	-	-	-	37,606	-	-	37,606
1100	12409	Insurance	0.000	0.000	0.000	0.000	0.000	0.000	-	-	-	-	-	-	-	1,443,192	-	-	1,443,192
1100	12411	Natl/Regional Dues	0.000	0.000	0.000	0.000	0.000	0.000	-	-	-	-	-	-	-	65,000	-	-	65,000
1100	12413	President Exp Allow	0.000	0.000	0.000	0.000	0.000	0.000	-	-	42,000	-	-	-	42,000	-	-	-	42,000
1100	12415	Correspondence Fee Refund	0.000	0.000	0.000	0.000	0.000	0.000	-	-	-	-	-	-	-	-	-	6,000	6,000
1100	12418	Hazardous Waste Disposal	0.000	0.000	0.000	0.000	0.000	0.000	-	-	-	-	-	-	-	24,909	-	-	24,909
1100	12420	Work-Study Match	0.000	0.000	0.000	0.000	0.000	0.000	-	-	179,280	-	-	-	179,280	-	-	-	179,280
1100	12421	Perkins Loan Match	0.000	0.000	0.000	0.000	0.000	0.000	-	-	-	-	-	-	-	-	-	2,498	2,498
1100	12422	Office Of Development	7.000	0.000	0.000	18.500	8.500	0.000	2,180,808	-	37,962	-	-	-	2,218,770	618	-	-	2,219,388
1100	12426	Real Estate Operations	0.000	0.000	0.000	1.000	0.000	0.000	70,020	-	257	-	-	-	70,277	4,903	-	-	75,180
1100	12431	Budget Transfer Res	0.000	0.000	0.000	0.000	0.000	0.000	-	-	-	-	-	-	-	300,000	-	3,500,000	3,800,000

BUDGET DETAILS FOR FY2014 SECTION I ACCOUNTS - BY FUNCTION

FUND	ORG	ACCOUNT NAME	ACAD		ADMIN		CON-		FULL-TIME	OVER-	PART-TIME	GRAD	EMPLOYER	TOTAL	SUPPORT	GRANT	NON-OP	TOTAL
			PRO	STAFF	PRO	TRACT	PERSONAL	TIME	PERSONAL	ASSIST	PAID	PERSONAL	SUPPORT	& AID	NON-OP			
			FTE	FTE	FTE	FTE	FTE	FTE	1000	1100	1200	1400	1900	1000-1900	2000	6000	8000	
1100	12434	Vice Pres for Administration	1.000	0.000	0.000	0.000	1.000	0.000	294,216	-	301,560	-	-	595,776	114,688	-	-	710,464
1100	12437	Accounting Office	0.000	0.000	0.000	19.000	0.000	0.000	757,500	-	21,106	-	-	778,606	45,146	-	-	823,752
1100	12438	Cashiers Office	0.000	0.000	0.000	3.000	0.000	0.000	89,184	-	-	-	-	89,184	17,926	-	-	107,110
1100	12440	Procurement Services	0.000	0.000	0.000	7.000	0.000	0.000	320,868	-	-	-	-	320,868	18,207	-	-	339,075
1100	12441	Student Financial Op	0.000	0.000	0.000	2.000	0.000	0.000	83,328	-	-	-	-	83,328	34,083	-	-	117,411
1100	12442	Office of General Counsel	3.000	0.000	0.000	0.000	1.000	0.000	404,724	-	24,611	-	-	429,335	68,818	-	-	498,153
1100	12443	Risk Management	1.000	0.000	0.000	1.000	0.000	0.000	145,248	-	-	-	-	145,248	20,000	-	-	165,248
1100	16220	Tuition Discount Charges	0.000	0.000	0.000	0.000	0.000	0.000	-	-	-	-	-	-	199,272	-	-	199,272
1100	16356	Staff Recognition Day	0.000	0.000	0.000	0.000	0.000	0.000	-	-	13,400	-	-	13,400	5,957	-	-	19,357
1100	16855	Budget Reallocations	0.000	0.000	0.000	0.000	0.000	0.000	-	-	110,000	-	-	110,000	67,327	-	-	177,327
1100	17002	PLUS Budget	0.000	0.000	0.000	0.000	0.000	0.000	-	-	150,000	-	-	150,000	140,668	-	-	290,668
1100	17142	AVP for Fiscal Admin	2.000	0.000	0.000	8.000	0.000	0.000	845,388	-	-	-	-	845,388	23,926	-	-	869,314
1100	17143	Campus ID System Maintenance	0.000	0.000	0.000	0.000	0.000	0.000	-	-	-	-	-	-	31,313	-	-	31,313
1100	17155	Security System Maintenance	0.000	0.000	0.000	0.000	0.000	0.000	-	-	-	-	-	-	33,100	-	-	33,100
1100	17182	Accounts Receivable	0.000	0.000	0.000	5.500	0.000	0.000	226,224	-	-	-	-	226,224	38,271	-	-	264,495
1100	17751	Leadership Wyoming Program	0.000	0.000	0.000	0.000	0.000	0.000	-	-	-	-	-	-	30,000	-	-	30,000
1100	17752	Student Information Systems	0.000	0.000	0.000	0.000	0.000	0.000	-	-	-	-	-	-	370,500	-	-	370,500
1100	18696	Transpark	0.000	0.000	0.000	7.674	0.000	0.000	249,870	-	-	-	-	249,870	68,782	-	-	318,652
1100	18755	Enrollment Mngmnt-VPStu Affair	0.000	0.000	0.000	0.000	0.000	0.000	-	-	-	-	-	-	22,000	-	-	22,000
1100	19154	Office of Alumni Affairs	1.000	0.000	0.000	3.000	0.000	0.000	224,712	-	4,245	-	-	228,957	-	-	-	228,957
1100	19367	Admin Central Salary Mngmnt	0.000	0.000	0.000	0.000	0.000	0.000	-	-	747,472	-	-	747,472	-	-	-	747,472
1100	19368	Assoc VP Admin Operations	1.000	0.000	0.000	1.000	0.000	0.000	193,176	-	720	-	-	193,896	4,774	-	-	198,670
1100	19419	Central Scheduling	0.000	0.000	0.000	0.000	0.000	0.000	-	-	-	-	-	-	28,222	-	-	28,222
1100	19543	International Programs VISA	0.000	0.000	0.000	0.000	0.000	0.000	-	-	-	-	-	-	14,250	-	-	14,250
1100	20050	EEO Office	1.000	0.000	0.000	1.000	0.000	0.000	139,080	-	-	-	-	139,080	-	-	-	139,080
1100	20051	Governmental Affairs	1.000	0.000	0.000	0.000	0.000	0.000	190,008	-	-	-	-	190,008	14,898	-	-	204,906
1100	20368	Personnel Leadership	0.000	0.000	0.000	0.000	0.000	0.000	-	-	-	-	-	-	60,000	-	-	60,000
1100	20472	Academic Research Services	0.000	0.000	0.000	0.000	0.000	0.000	-	-	-	-	-	-	7,500	-	-	7,500
1100	20871	Campus Appl Mgmt Section I	0.000	0.000	0.000	0.000	0.000	0.000	-	-	-	-	-	-	25,000	-	-	25,000
TOTAL INSTITUTIONAL SUPPORT			38.000	0.000	4.000	196.765	14.500	0.000	15,650,612	45,322	2,083,306	-	6,195,017	23,974,257	6,086,740	-	3,508,498	33,569,495

BUDGET DETAILS FOR FY2014 SECTION I ACCOUNTS - BY FUNCTION

FUND	ORG	ACCOUNT NAME	ADMIN FTE	FACULTY FTE	ACAD		ADMIN		FULL-TIME		PART-TIME		EMPLOYER PAID BENEFITS	TOTAL PERSONAL SERVICES	SUPPORT SERVICES	GRANT & AID PAYMENT	NON-OP EXPEND	TOTAL
					PRO FTE	STAFF FTE	PRO FTE	CON- TRACT FTE	PERSONAL SERVICES 1000	OVER- TIME 1100	PERSONAL SERVICES 1200	GRAD ASSIST 1400						
OPERATION & MAINTENANCE OF PLANT																		
1100	12282	Employer Paid Benefits	0.000	0.000	0.000	0.000	0.000	0.000	-	-	-	-	4,023,503	4,023,503	-	-	-	4,023,503
1100	12286	Directors Office	1.000	0.000	0.000	0.000	0.000	0.000	130,944	-	360	-	-	131,304	60,428	-	-	191,732
1100	12290	Carpentry Shop	0.000	0.000	0.000	3.000	0.000	0.000	130,548	-	4,332	-	-	134,880	50,000	-	-	184,880
1100	12293	Custodial Services	0.000	0.000	0.000	79.000	0.000	0.000	1,979,088	-	245,412	-	-	2,224,500	215,000	-	-	2,439,500
1100	12296	Paint Shop	0.000	0.000	0.000	5.000	0.000	0.000	181,512	-	-	-	-	181,512	50,000	-	-	231,512
1100	12297	Electrical Shop	0.000	0.000	0.000	7.000	0.000	0.000	362,040	-	6,300	-	-	368,340	135,000	-	-	503,340
1100	12304	Grounds Services	0.000	0.000	0.000	5.000	0.000	0.000	199,200	-	88,244	-	-	287,444	65,000	-	-	352,444
1100	12306	Hvac Maintenance	0.000	0.000	0.000	0.000	0.000	0.000	-	-	-	-	-	-	25,000	-	-	25,000
1100	12307	Plumbing Shop	0.000	0.000	0.000	7.000	0.000	0.000	312,360	-	4,495	-	-	316,855	200,000	-	-	516,855
1100	12309	Central Energy Plant	0.000	0.000	0.000	14.000	0.000	0.000	691,236	-	-	-	-	691,236	260,000	-	-	951,236
1100	12311	Preventive Maint	0.000	0.000	0.000	5.000	0.000	0.000	188,808	-	480	-	-	189,288	120,000	-	-	309,288
1100	12314	Maintenance - Off Campus	0.000	0.000	0.000	0.000	0.000	0.000	-	-	-	-	-	-	20,000	-	-	20,000
1100	12316	Utilities	0.000	0.000	0.000	0.000	0.000	0.000	-	-	-	-	-	-	6,541,054	-	-	6,541,054
1100	12320	Facilities Engineering	0.000	0.000	0.000	10.000	1.000	0.000	663,912	-	3,360	-	-	667,272	75,000	-	-	742,272
1100	12322	Athletic Facilities	0.000	0.000	0.000	14.576	0.000	0.000	435,168	25,000	258,100	-	-	718,268	-	-	-	718,268
1100	12324	Campus Planning	1.000	0.000	0.000	6.867	1.000	0.000	673,209	-	6,033	-	-	679,242	43,326	-	-	722,568
1100	12328	Roof Maintenance	0.000	0.000	0.000	0.000	0.000	0.000	-	-	-	-	-	-	110,000	-	-	110,000
1100	15420	Phys Plant Support-Stock Farm	0.000	0.000	0.000	0.000	0.000	0.000	-	-	-	-	-	-	7,295	-	-	7,295
1100	15421	Phys Plant Support-Afton	0.000	0.000	0.000	0.000	0.000	0.000	-	-	-	-	-	-	10,610	-	-	10,610
1100	15422	Phys Plant Support-Archer	0.000	0.000	0.000	0.000	0.000	0.000	-	-	-	-	-	-	205	-	-	205
1100	15423	Phys Plant Support-Powell	0.000	0.000	0.000	0.000	0.000	0.000	-	-	-	-	-	-	5,005	-	-	5,005
1100	15424	Phys Plant Support-Sheridan	0.000	0.000	0.000	0.000	0.000	0.000	-	-	-	-	-	-	3,757	-	-	3,757
1100	16837	Elevator Maintenance	0.000	0.000	0.000	0.000	0.000	0.000	-	-	-	-	-	-	230,000	-	-	230,000
1100	16838	Physical Plant Special Project	0.000	0.000	0.000	0.000	0.000	0.000	-	-	-	-	-	-	350,000	-	-	350,000
1100	17004	Classroom Building Coordinator	0.000	0.000	0.000	1.000	0.000	0.000	38,172	-	10,240	-	-	48,412	17,563	-	-	65,975
1100	17756	Business Services - PPL	0.000	0.000	0.000	7.000	1.000	0.000	347,880	-	30,000	-	-	377,880	100,000	-	-	477,880
1100	17759	Technical Services	0.000	0.000	0.000	5.000	0.000	0.000	172,116	-	27,852	-	-	199,968	15,000	-	-	214,968
1100	17762	Equipment Services	0.000	0.000	0.000	6.000	0.000	0.000	255,300	-	960	-	-	256,260	200,000	-	-	456,260
1100	17764	Moving Services	0.000	0.000	0.000	3.000	0.000	0.000	90,360	-	4,800	-	-	95,160	20,000	-	-	115,160
1100	17765	Physical Plant Equipment	0.000	0.000	0.000	0.000	0.000	0.000	-	-	-	-	-	-	119,436	-	-	119,436
1100	17766	Facilities Services	0.000	0.000	0.000	0.000	1.000	0.000	84,000	-	480	-	-	84,480	50,000	-	-	134,480
1100	17803	Project Management	0.000	0.000	0.000	1.000	0.000	0.000	61,224	-	480	-	-	61,704	-	-	-	61,704
1100	19073	Facilities Management	0.000	0.000	0.000	0.000	1.000	0.000	88,020	-	480	-	-	88,500	50,000	-	-	138,500
1100	19074	Mechanical Trades	0.000	0.000	0.000	2.000	0.000	0.000	114,444	-	420	-	-	114,864	20,000	-	-	134,864
1100	19075	Controls Shop	0.000	0.000	0.000	8.000	0.000	0.000	411,444	-	6,500	-	-	417,944	90,000	-	-	507,944
1100	19076	Structural Trades	0.000	0.000	0.000	1.000	0.000	0.000	63,948	-	420	-	-	64,368	20,000	-	-	84,368
1100	19077	Masons	0.000	0.000	0.000	2.000	0.000	0.000	82,512	-	-	-	-	82,512	-	-	-	82,512
1100	20028	Utilities Management	0.000	0.000	0.000	1.000	1.000	0.000	190,752	-	960	-	-	191,712	50,000	-	-	241,712
TOTAL OPER & MAINT OF PLANT			2.000	0.000	0.000	193.443	6.000	0.000	7,948,197	25,000	700,708	-	4,023,503	12,697,408	9,328,679	-	-	22,026,087



BUDGET DETAILS FOR FY2014 SECTION I ACCOUNTS - BY FUNCTION

FUND	ORG	ACCOUNT NAME	ADMIN FTE	FACULTY FTE	ACAD		ADMIN		CON- TRACT FTE	FULL-TIME	OVER-	PART-TIME	GRAD ASSIST 1400	EMPLOYER	TOTAL	SUPPORT SERVICES 2000	GRANT	NON-OP EXPEND 8000	TOTAL
					PRO FTE	STAFF FTE	PERSONAL SERVICES 1000	TIME 1100		PERSONAL SERVICES 1200	PAID BENEFITS 1900	PERSONAL SERVICES 1000-1900		& AID PAYMENT 6000					
SCHOLARSHIPS																			
1100	12042	Co Comm Scholarships	0.000	0.000	0.000	0.000	0.000	0.000	0.000	-	-	-	-	-	-	-	92,000	-	92,000
1100	12043	Debate Scholarships	0.000	0.000	0.000	0.000	0.000	0.000	0.000	-	-	-	-	-	-	-	49,500	-	49,500
1100	12044	Grad Assistantships	0.000	0.000	0.000	0.000	0.000	0.000	0.000	-	-	-	-	-	-	-	2,725,000	-	2,725,000
1100	12047	Law Serv Scholarship	0.000	0.000	0.000	0.000	0.000	0.000	0.000	-	-	-	-	-	-	-	289,750	-	289,750
1100	12048	Marching Band Schols	0.000	0.000	0.000	0.000	0.000	0.000	0.000	-	-	-	-	-	-	-	25,000	-	25,000
1100	12049	Music Scholarships	0.000	0.000	0.000	0.000	0.000	0.000	0.000	-	-	-	-	-	-	-	457,194	-	457,194
1100	12050	Rodeo Team Schols	0.000	0.000	0.000	0.000	0.000	0.000	0.000	-	-	-	-	-	-	-	210,664	-	210,664
1100	12051	ROTC Room & Board	0.000	0.000	0.000	0.000	0.000	0.000	0.000	-	-	-	-	-	-	-	240,960	-	240,960
1100	12052	Spec Serv Stipends	0.000	0.000	0.000	0.000	0.000	0.000	0.000	-	-	-	-	-	-	-	19,300	-	19,300
1100	12053	Summer Inst Schol	0.000	0.000	0.000	0.000	0.000	0.000	0.000	-	-	-	-	-	-	-	20,000	-	20,000
1100	12055	Superior Student In Educ	0.000	0.000	0.000	0.000	0.000	0.000	0.000	-	-	-	-	-	-	-	16,000	-	16,000
1100	12056	Theatre Scholarships	0.000	0.000	0.000	0.000	0.000	0.000	0.000	-	-	-	-	-	-	-	122,400	-	122,400
1100	12057	Univ Scholars Schol	0.000	0.000	0.000	0.000	0.000	0.000	0.000	-	-	-	-	-	-	-	256,680	-	256,680
1100	12058	Vietnam Veteran Awards	0.000	0.000	0.000	0.000	0.000	0.000	0.000	-	-	-	-	-	-	-	10,638	-	10,638
1100	12059	Youth Opportunity Grants	0.000	0.000	0.000	0.000	0.000	0.000	0.000	-	-	-	-	-	-	-	15,000	-	15,000
1100	12065	Miscellaneous Schol	0.000	0.000	0.000	0.000	0.000	0.000	0.000	-	-	-	-	-	-	-	497,349	-	497,349
1100	12066	SEOG Match	0.000	0.000	0.000	0.000	0.000	0.000	0.000	-	-	-	-	-	-	-	126,673	-	126,673
1100	17158	Grad Asst Health Ins Schol	0.000	0.000	0.000	0.000	0.000	0.000	0.000	-	-	-	-	-	-	-	360,000	-	360,000
1100	19092	President's Promise Schol	0.000	0.000	0.000	0.000	0.000	0.000	0.000	-	-	-	-	-	-	-	780,000	-	780,000
1100	19093	Trustee's Pride Schol	0.000	0.000	0.000	0.000	0.000	0.000	0.000	-	-	-	-	-	-	-	2,780,538	-	2,780,538
1100	19094	Peak Achievement Schol	0.000	0.000	0.000	0.000	0.000	0.000	0.000	-	-	-	-	-	-	-	3,686,000	-	3,686,000
1100	19095	Alumni Plus Peak Schol	0.000	0.000	0.000	0.000	0.000	0.000	0.000	-	-	-	-	-	-	-	21,500	-	21,500
1100	19096	John W Hoyt Scholarship	0.000	0.000	0.000	0.000	0.000	0.000	0.000	-	-	-	-	-	-	-	275,000	-	275,000
1100	19121	Grad Assist Tuition Waivers	0.000	0.000	0.000	0.000	0.000	0.000	0.000	-	-	-	-	-	-	-	679,800	-	679,800
1100	20295	Rocky Mtn Plus Forgone Scholar	0.000	0.000	0.000	0.000	0.000	0.000	0.000	-	-	-	-	-	-	-	365,000	-	365,000
1100	20790	ROTC Supplemental Scholarship	0.000	0.000	0.000	0.000	0.000	0.000	0.000	-	-	-	-	-	-	-	73,000	-	73,000
TOTAL SCHOLARSHIPS			0.000	0.000	0.000	0.000	0.000	0.000	0.000	-	-	-	-	-	-	-	14,194,946	-	14,194,946

BUDGET DETAILS FOR FY2014 SECTION I ACCOUNTS - BY FUNCTION

FUND	ORG	ACCOUNT NAME	ACAD				ADMIN			FULL-TIME		PART-TIME		EMPLOYER	TOTAL	SUPPORT	GRANT	NON-OP	TOTAL	
			ADMIN FTE	FACULTY FTE	PRO FTE	STAFF FTE	PRO FTE	CON-TRACT FTE	PERSONAL SERVICES 1000	OVER-TIME 1100	PERSONAL SERVICES 1200	GRAD ASSIST 1400	PAID BENEFITS 1900	PERSONAL SERVICES 1000-1900	SERVICES 2000	& AID PAYMENT 6000	EXPEND 8000			
ATHLETICS																				
1317	12644	Employer Paid Benefits	0.000	0.000	0.000	0.000	0.000	0.000	-	-	-	-	1,850,215	1,850,215	-	-	-	-	1,850,215	
1317	12649	Athletic Dir Office	1.000	0.000	0.000	2.000	1.000	6.000	715,344	-	111,891	-	-	827,235	2,168	-	-	-	829,403	
1317	12650	Basketball	0.000	0.000	0.000	0.000	0.000	4.500	539,028	-	173,886	-	-	712,914	-	282,905	-	-	995,819	
1317	12651	Athletics Bus Off	0.000	0.000	0.000	4.000	0.000	1.500	269,190	-	15,240	-	-	284,430	-	-	-	-	284,430	
1317	12652	Football	0.000	0.000	0.000	0.500	0.000	13.500	1,308,720	-	158,920	-	-	1,467,640	-	1,909,606	-	-	3,377,246	
1317	12653	Golf - Men	0.000	0.000	0.000	0.000	0.000	0.231	28,752	-	1,620	-	-	30,372	-	82,514	-	-	112,886	
1317	12654	Sports Information	0.000	0.000	0.000	1.500	0.000	3.000	198,270	1,000	82,020	-	-	281,290	-	-	-	-	281,290	
1317	12655	Swimming	0.000	0.000	0.000	0.000	0.000	1.000	58,506	-	5,740	-	-	64,246	-	202,748	-	-	266,994	
1317	12656	Training Room	0.000	0.000	0.000	0.000	0.000	5.000	235,722	-	26,840	-	-	262,562	-	-	-	-	262,562	
1317	12657	Wrestling	0.000	0.000	0.000	0.000	0.000	3.000	167,514	-	12,480	-	-	179,994	-	200,391	-	-	380,385	
1317	12658	Equipment Room	0.000	0.000	0.000	2.000	0.000	0.000	83,676	5,000	8,240	-	-	96,916	-	-	-	-	96,916	
1317	12659	Academic Counselor	0.000	0.000	0.000	0.000	0.000	4.500	214,278	-	75,409	-	-	289,687	-	250,000	-	-	539,687	
1317	12660	Ticket Office	0.000	0.000	0.000	1.000	0.000	1.500	86,640	-	54,860	-	-	141,500	-	-	-	-	141,500	
1317	12661	Basketball - Women	0.000	0.000	0.000	0.500	0.000	5.000	453,516	-	9,720	-	-	463,236	-	330,055	-	-	793,291	
1317	12662	Swimming - Women	0.000	0.000	0.000	0.000	0.000	2.500	118,506	-	5,740	-	-	124,246	-	306,480	-	-	430,726	
1317	12663	Track - Women	0.000	0.000	0.000	0.000	0.000	2.000	100,131	-	5,240	-	-	105,371	-	400,781	-	-	506,152	
1317	12664	Track - Men	0.000	0.000	0.000	0.000	0.000	1.500	82,881	-	6,860	-	-	89,741	-	273,474	-	-	363,215	
1317	12665	Volleyball - Women	0.000	0.000	0.000	0.000	0.000	3.000	196,818	-	25,480	-	-	222,298	-	259,329	-	-	481,627	
1317	12666	Golf - Women	0.000	0.000	0.000	0.000	0.000	0.626	36,602	-	1,620	-	-	38,222	-	117,877	-	-	156,099	
1317	12667	Soccer - Women	0.000	0.000	0.000	0.000	0.000	2.500	134,766	-	17,360	-	-	152,126	-	155,368	-	-	307,494	
1317	12668	Tennis-Women	0.000	0.000	0.000	0.000	0.000	1.500	66,006	-	12,240	-	-	78,246	-	98,871	-	-	177,117	
TOTAL ATHLETICS			1.000	0.000	0.000	11.500	1.000	62.357	5,094,866	6,000	811,406	-	1,850,215	7,762,487	2,168	4,870,399	-	-	12,635,054	
TOTAL FY 2014 SECTION I BUDGET			147.566	600.037	241.446	913.240	27.700	62.857	124,140,041	76,322	8,325,923	6,170,620	49,567,838	188,280,744	39,900,020	19,117,545	3,508,498	-	-	250,806,807





BUDGET DETAILS FOR FY2014 SECTION I ACCOUNTS - BY DIVISION

FUND	ORG	ACCOUNT NAME	ADMIN	FACULTY	ACAD	ADMIN	CON-	FULL-TIME	OVER-	PART-TIME	EMPLOYER	TOTAL	SUPPORT	GRANT	NON-OP	TOTAL
			FTE	FTE	PRO	STAFF	PRO	TRACT	PERSONAL	TIME	PERSONAL	GRAD	PAID	PERSONAL	SERVICES	
								SERVICES		SERVICES	ASSIST	SERVICES		PAYMENT		
							1000	1100	1200	1400	1900	1000-1900	2000	6000	8000	
1100	12151	Psychology	1.000	13.000	2.000	3.000	0.000	1,223,916	-	-	-	-	49,953	-	-	1,273,869
1100	12153	Sociology	1.000	6.000	0.000	1.000	0.000	498,212	-	-	-	29,430	-	-	527,642	
1100	12154	Statistics	1.000	5.000	1.000	1.000	0.000	635,688	-	-	-	23,400	-	-	659,088	
1100	12155	Theatre Dance	1.000	12.000	3.000	4.000	0.000	1,254,362	-	-	-	73,800	-	-	1,328,162	
1100	12156	Zoology & Physiology	2.499	15.784	3.898	7.000	0.000	2,007,629	-	-	-	110,700	-	-	2,118,329	
1100	12159	Natural Science Prog	0.000	0.000	1.000	0.000	0.000	67,188	-	-	-	-	-	-	67,188	
1100	12180	Criminal Justice	0.000	6.000	3.000	1.000	0.000	587,452	-	-	-	11,154	-	-	598,606	
1100	12181	Women's Studies	1.000	3.000	0.000	1.000	0.000	348,960	-	-	-	20,250	-	-	369,210	
1100	12277	Cultural Outreach	0.000	0.000	0.000	1.000	0.000	55,536	-	-	-	32,400	-	-	87,936	
1100	12458	Cultural Affairs	0.000	0.000	0.000	0.000	0.000	-	-	-	-	75,330	-	-	75,330	
1100	12487	Afro American Educ	1.000	0.000	0.000	1.000	0.000	131,268	-	-	-	16,200	-	-	147,468	
1100	12488	Indian Education	1.000	0.000	0.000	0.000	0.000	95,412	-	-	-	16,200	-	-	111,612	
1100	12502	Div Research Support	0.000	0.000	0.000	8.000	0.000	479,664	-	12,912	-	5,130	-	-	497,706	
1100	16052	A&S College Computer Fee	0.000	0.000	0.000	0.000	0.000	-	-	-	-	187,175	-	-	187,175	
1100	16358	Chicano Studies	1.000	0.000	0.000	0.000	0.000	89,832	-	-	-	16,200	-	-	106,032	
1100	18028	Engl Master of Fine Arts Progr	0.000	0.000	0.000	0.000	0.000	-	-	17,000	-	8,775	-	-	25,775	
1100	18041	Biology Program	0.000	0.000	1.000	2.000	0.000	144,900	-	-	-	104,715	-	-	249,615	
TOTAL ARTS & SCIENCES (Division 210)			33.037	234.479	74.298	76.481	0.000	27,373,140	-	915,214	17,000	103,754	28,409,108	2,053,441	-	30,462,549
1100	12076	Sum Sess-Ag-EPB	0.000	0.000	0.000	0.000	0.000	-	-	-	5,513	5,513	-	-	5,513	
1100	15206	Instr-Admin-Supp	0.000	0.000	0.000	0.000	0.000	-	-	1,500	-	1,500	23,500	-	25,000	
1100	15209	Instruction-Microbiology-Coop	0.000	0.000	0.000	0.000	0.000	-	-	-	-	15,000	-	-	15,000	
1100	15210	Instr-Ac Prog-Supp	0.000	0.000	0.000	0.000	0.000	-	-	-	-	49,150	-	-	49,150	
1100	15211	Instr-Ac Prog-Summ School	0.000	0.000	0.000	0.000	0.000	-	-	24,987	-	24,987	-	-	24,987	
1100	15230	Instr-Ag Econ-PR	0.000	4.499	0.334	0.584	0.000	419,905	-	-	-	419,905	-	-	419,905	
1100	15239	Instr-Ag Econ-Supp	0.000	0.000	0.106	0.000	0.000	6,720	-	-	-	36,460	-	-	43,180	
1100	15240	Instr-An Sci-PR	0.250	5.625	0.780	3.404	0.000	649,137	-	40,000	-	689,137	-	-	689,137	
1100	15249	Instr-An Sci-Supp	0.000	0.000	0.207	0.128	0.000	15,207	-	-	-	15,207	30,775	-	45,982	
1100	15250	Instr-FCS-PR	1.000	5.702	3.000	1.251	0.000	729,200	-	-	-	729,200	-	-	729,200	
1100	15259	Instr-FCS-Supp	0.000	0.000	0.000	0.000	0.000	-	-	65,224	-	65,224	-	-	65,224	
1100	15260	Instr-Mol Bio-PR	0.500	5.341	1.000	2.334	0.000	626,624	-	-	-	626,624	-	-	626,624	
1100	15269	Instr-Mol Bio-Supp	0.000	0.000	0.500	0.000	0.000	21,186	-	10,000	-	31,186	23,983	-	55,169	
1100	15270	Instr-PS-PR	0.333	2.083	0.850	0.334	0.000	237,923	-	4,839	-	242,762	-	-	242,762	
1100	15279	Instr-PS-Supp	0.000	0.000	0.000	0.000	0.000	-	-	-	-	28,479	-	-	28,479	
1100	15280	Instr-REWM-PR	0.334	9.251	0.000	1.167	0.000	796,649	-	19,372	-	816,021	-	-	816,021	
1100	15289	Instr-REWM-Supp	0.000	0.000	0.000	0.000	0.000	-	-	10,000	-	10,000	79,392	-	89,392	
1100	15290	Instr-Vet Sci-PR	0.000	3.916	0.000	0.329	0.000	397,866	-	40,000	-	437,866	-	-	437,866	
1100	15299	Instr-Vet Sci-Supp	0.000	0.000	0.000	0.000	0.000	-	-	-	-	35,686	-	-	35,686	
1100	15300	Instr-Admin-PR	0.334	0.000	0.083	3.166	0.000	211,104	-	138,483	-	349,587	-	-	349,587	
1100	15400	St AES-Admin-Supp	0.000	0.000	0.000	0.000	0.000	-	-	1,596	-	1,596	25,000	-	26,596	
4020	15401	Sect 1-MS 4 Admin-Supp	0.000	0.000	0.000	0.000	0.000	-	-	-	-	10,000	-	-	10,000	
4021	15402	Sect 1-MS 1-3 Admin-Supp	0.000	0.000	0.000	0.000	0.000	-	-	-	-	15,000	-	-	15,000	
4011	15403	Sect 1-HF 1-3 Admin-Supp	0.000	0.000	0.000	0.000	0.000	-	-	-	-	30,000	-	-	30,000	
4010	15404	Sect 1-HF 4 Admin-Supp	0.000	0.000	0.000	0.000	0.000	-	-	-	-	25,000	-	-	25,000	
4030	15405	Sect 1-RRF 4 Admin-Supp	0.000	0.000	0.000	0.000	0.000	-	-	-	-	25,000	-	-	25,000	
4031	15406	Sect 1-RRF 1-3 Admin-Supp	0.000	0.000	0.000	0.000	0.000	-	-	-	-	30,000	-	-	30,000	
1100	15408	Brucellosis Testing & Research	0.000	0.000	0.000	0.000	0.000	-	-	42,480	-	42,480	57,520	-	100,000	
1100	15409	AES-Ag Dean Support	0.000	0.000	0.000	0.000	0.000	-	-	-	-	13,000	-	-	13,000	

















**BUDGET DETAILS FOR FY2014 SECTION I ACCOUNTS - BY DIVISION**

FUND	ORG	ACCOUNT NAME	ADMIN FTE	FACULTY FTE	ACAD		ADMIN		FULL-TIME		PART-TIME		EMPLOYER		TOTAL		GRANT		NON-OP EXPEND	TOTAL
					PRO FTE	STAFF FTE	PRO FTE	CON- TRACT FTE	PERSONAL SERVICES 1000	OVER- TIME 1100	PERSONAL SERVICES 1200	GRAD ASSIST 1400	PAID BENEFITS 1900	PERSONAL SERVICES 1000-1900	SUPPORT SERVICES 2000	& AID PAYMENT 6000	8000			
1100	12379	IT/Admin Systems-Applic Dev	0.000	0.000	0.000	0.000	0.000	0.000	-	-	42,000	-	-	-	42,000	285,600	-	-	-	327,600
1100	16071	Info Tech Computer Fee	0.000	0.000	0.000	0.000	0.000	0.000	-	-	-	-	-	-	-	391,432	-	-	-	391,432
1100	17752	Student Information Systems	0.000	0.000	0.000	0.000	0.000	0.000	-	-	-	-	-	-	-	370,500	-	-	-	370,500
1100	18642	Info Tech - AV IT	0.000	0.000	0.000	0.400	0.000	0.000	18,010	-	-	-	-	-	18,010	931,285	-	-	-	949,295
1100	20472	Academic Research Services	0.000	0.000	0.000	0.000	0.000	0.000	-	-	-	-	-	-	-	7,500	-	-	-	7,500
1100	20871	Campus Appl Mgmt Section I	0.000	0.000	0.000	0.000	0.000	0.000	-	-	-	-	-	-	-	25,000	-	-	-	25,000
		TOTAL INFORMATION TECHNOLOGY (Division 800)	4.500	0.000	0.000	90.900	1.500	0.000	6,093,470	-	303,220	-	-	-	6,396,690	4,534,058	-	-	-	10,930,748
1100	12385	Internal Auditor (Division 900)	2.000	0.000	0.000	0.000	0.000	0.000	160,008	-	-	-	-	-	160,008	7,420	-	-	-	167,428
		TOTAL FY 2014 SECTION I BUDGET	147.566	600.037	241.446	913.240	27.700	62.857	124,140,041	76,322	8,325,923	6,170,620	49,567,838	188,280,744	39,900,020	19,117,545	3,508,498	250,806,807		

Position	Type	FTE	Title	Salary	Budget
<b>1100</b>	<b>12003</b>	<b>Univ Art Museum</b>			
0654	S	1.000	Office Associate, Senior	\$32,628	\$32,628
1470	A	1.000	Director	\$108,792	\$108,792
1683	P	1.000	Research Scientist, Assoc ETT	\$64,260	\$64,260
1702	S	1.000	Chief Museum Preparator	\$51,936	\$51,936
1897	P	1.000	Lecturer, Asst ETT	\$63,960	\$63,960
2010	S	1.000	Accountant	\$45,780	\$45,780
2057	S	1.000	Museum Registrar	\$49,092	\$49,092
2171	P	1.000	Research Scientist, Asst	\$38,904	\$38,904
<b>Admin:</b>	<b>1.000</b>	<b>Staff:</b>	<b>4.000</b>	<b>Admin Pro:</b>	<b>0.000</b>
<b>Faculty:</b>	<b>0.000</b>	<b>Acad Pro:</b>	<b>3.000</b>	<b>Contract:</b>	<b>0.000</b>
<b>\$455,352</b>					
<b>1100</b>	<b>12008</b>	<b>Library General</b>			
0121	F	1.000	Associate Librarian ETT	\$67,428	\$67,428
0134	S	1.000	Supervisor, Library Services	\$40,164	\$40,164
0160	S	1.000	Library Specialist	\$32,628	\$32,628
0175	S	1.000	Library Assistant, Senior	\$26,472	\$26,472
0209	F	1.000	Assistant Librarian ETT	\$49,800	\$49,800
0287	S	1.000	Supervisor, Library Services	\$40,128	\$40,128
0385	S	1.000	Supervisor, Library Services	\$38,892	\$38,892
0387	F	1.000	Associate Librarian ETT	\$57,864	\$57,864
0429	S	1.000	Library Assistant, Senior	\$31,752	\$31,752
0456	F	1.000	Associate Librarian ETT	\$50,940	\$50,940
0487	S	1.000	Library Specialist	\$27,252	\$32,628
0497	F	1.000	Assistant Librarian ETT	\$47,916	\$47,916
0589	S	1.000	Library Assistant	\$22,980	\$22,980
0625	S	1.000	Library Assistant, Senior	\$25,824	\$25,824
0662	S	1.000	Library Assistant, Senior	\$29,124	\$29,124
0702	S	1.000	Library Assistant, Senior	\$28,572	\$28,572
0746	F	1.000	Associate Librarian ETT	\$58,200	\$58,200
0800	S	1.000	Library Assistant, Senior	\$32,592	\$32,592
0808	F	1.000	Associate Librarian ETT	\$61,008	\$61,008
0818	S	1.000	Library Assistant, Senior	\$0	\$28,560
0871	F	1.000	Associate Librarian ETT	\$57,624	\$57,624
0885	S	1.000	Supervisor, Library Services	\$37,440	\$37,440
0945	F	1.000	Librarian ETT	\$91,716	\$91,716

Position	Type	FTE	Title	Salary	Budget
<b>1100</b>	<b>12008</b>	<b>Library General</b>			
0950	F	1.000	Associate Librarian ETT	\$73,836	\$73,836
0959	S	1.000	Library Assistant, Senior	\$25,824	\$25,824
0977	F	1.000	Associate Librarian ETT	\$71,136	\$71,136
0981	A	1.000	Assoc Dean/Assoc Librarian ETT	\$101,484	\$101,484
0985	S	1.000	Library Assistant, Senior	\$28,800	\$28,800
0987	S	1.000	Library Assistant	\$24,576	\$24,576
0989	F	1.000	Associate Librarian ETT	\$50,172	\$50,172
0998	S	1.000	Library Specialist	\$35,184	\$35,184
1007	S	1.000	Supervisor, Library Services	\$44,340	\$44,340
1023	F	1.000	Assistant Librarian ETT	\$48,000	\$48,000
1095	F	1.000	Assistant Librarian ETT	\$0	\$55,596
1098	F	1.000	Associate Librarian ETT	\$61,356	\$61,356
1131	F	1.000	Assistant Librarian ETT	\$0	\$42,000
1140	S	1.000	Library Assistant, Senior	\$25,824	\$25,824
1203	S	1.000	Library Specialist	\$34,116	\$34,116
1209	S	1.000	Library Assistant, Senior	\$30,528	\$30,528
1270	F	1.000	Associate Librarian ETT	\$64,656	\$64,656
1273	S	1.000	Library Assistant, Senior	\$28,824	\$28,824
1276	F	1.000	Assistant Librarian ETT	\$45,600	\$45,600
1277	F	1.000	Associate Librarian ETT	\$51,000	\$51,000
1339	S	1.000	Library Specialist	\$35,412	\$35,412
1436	S	1.000	Library Specialist	\$34,692	\$34,692
1457	S	1.000	Library Assistant, Senior	\$25,824	\$25,824
1472	F	1.000	Associate Librarian ETT	\$50,112	\$50,112
1477	F	1.000	Associate Librarian ETT	\$53,652	\$53,652
1502	S	1.000	Library Assistant, Senior	\$35,664	\$35,664
1504	S	1.000	Library Assistant, Senior	\$28,548	\$28,548
1567	S	1.000	Staff Assistant, Executive	\$50,328	\$50,328
1590	A	1.000	Dean	\$159,768	\$159,768
1626	F	1.000	Assoc Professor	\$79,368	\$79,368
1663	F	1.000	Associate Librarian ETT	\$48,156	\$48,156
1769	F	1.000	Assistant Librarian ETT	\$48,000	\$48,000
1818	S	1.000	Library Assistant, Senior	\$25,824	\$25,824
1820	S	1.000	Supervisor, Library Services	\$42,696	\$42,696
1821	F	1.000	Associate Librarian ETT	\$52,740	\$52,740
1823	F	1.000	Associate Librarian ETT	\$50,316	\$50,316
1827	S	1.000	Library Assistant, Senior	\$25,824	\$25,824

Position	Type	FTE	Title	Salary	Budget
<b>1100</b>	<b>12008</b>	<b>Library General</b>			
1829	S	1.000	Supervisor, Library Services	\$37,800	\$37,800
1844	S	1.000	Accountant	\$46,524	\$46,524
1867	S	1.000	Business Manager, Executive	\$53,520	\$53,520
1871	S	1.000	Library Specialist	\$32,628	\$32,628
2591	S	1.000	Library Assistant, Senior	\$25,824	\$25,824
<b>Admin:</b>	<b>2.000</b>	<b>Staff:</b>	<b>37.000</b>	<b>Admin Pro:</b>	<b>0.000</b>
<b>Faculty:</b>	<b>26.000</b>	<b>Acad Pro:</b>	<b>0.000</b>	<b>Contract:</b>	<b>0.000</b>
<b>\$2,976,324</b>					
<b>1100</b>	<b>12013</b>	<b>Amer Herit Ctr</b>			
0234	S	1.000	Accounting Associate, Senior	\$30,168	\$30,168
0502	F	0.714	Archivist,Assistant	\$35,004	\$25,005
0695	F	1.000	Archivist,Associate ETT	\$42,924	\$42,924
1199	F	1.000	Archivist ETT	\$68,748	\$68,748
1234	F	0.707	Archivist,Associate ETT	\$50,796	\$35,922
1289	F	1.000	Archivist,Associate ETT	\$44,124	\$44,124
1343	S	1.000	Archives Specialist	\$32,580	\$32,580
1383	S	0.400	Business Manager, Executive	\$62,604	\$25,042
1639	A	0.962	Assoc Dir/Archivist,Assoc ETT	\$91,776	\$88,272
1761	S	1.000	Archival Processor	\$33,804	\$33,804
1937	A	1.000	Director	\$103,152	\$103,152
2023	F	1.000	Archivist,Assistant ETT	\$0	\$45,000
2635	F	1.000	Archivist,Assistant ETT	\$41,208	\$41,208
2636	F	1.000	Archivist,Assistant ETT	\$41,208	\$41,208
2639	F	0.543	Archivist,Assistant ETT	\$35,004	\$18,991
4347	S	0.500	Graphic Designer	\$32,808	\$16,404
<b>Admin:</b>	<b>1.962</b>	<b>Staff:</b>	<b>3.900</b>	<b>Admin Pro:</b>	<b>0.000</b>
<b>Faculty:</b>	<b>7.964</b>	<b>Acad Pro:</b>	<b>0.000</b>	<b>Contract:</b>	<b>0.000</b>
<b>\$692,552</b>					
<b>1100</b>	<b>12014</b>	<b>Information Technology</b>			
0112	S	1.000	Systems Programmer	\$53,520	\$53,520
0178	S	1.000	Computer Support Specialist,Sr	\$49,536	\$49,536
0241	S	1.000	Computer Support Specialist,Sr	\$48,012	\$48,012
0277	A	1.000	Vice President	\$182,004	\$182,004
0324	S	1.000	Computer Support Spec, Exec	\$59,940	\$59,940
0327	S	1.000	Systems Specialist	\$77,172	\$77,172



Position	Type	FTE	Title	Salary	Budget
<b>1100</b>	<b>12014</b>	<b>Information Technology</b>			
0368	S	1.000	Programmer Analyst, Senior	\$49,092	\$49,092
0596	S	1.000	Programmer Analyst	\$41,400	\$41,400
0609	S	1.000	Systems Programmer	\$53,520	\$53,520
0700	S	1.000	Asst Mgr, Data Centers	\$73,188	\$49,768
0773	S	1.000	Systems Programmer, Senior	\$62,124	\$62,124
0825	S	1.000	Business Manager, Executive	\$61,536	\$61,536
0972	S	1.000	Web Site Designer/Developer	\$49,200	\$49,200
0986	S	1.000	Office Associate, Senior	\$35,688	\$35,688
0996	S	1.000	Computer Support Specialist,Sr	\$45,024	\$45,024
1019	S	1.000	Programmer Analyst, Senior	\$49,092	\$49,092
1038	S	1.000	Programmer Analyst, Senior	\$49,092	\$49,092
1046	S	1.000	Systems Programmer, Senior	\$58,356	\$58,356
1060	S	1.000	Systems Specialist	\$87,744	\$87,744
1105	S	1.000	Programmer Analyst, Senior	\$54,468	\$54,468
1125	S	1.000	Systems Specialist	\$63,912	\$63,912
1127	S	1.000	Supv,Classroom InstrTechnology	\$53,520	\$53,520
1128	S	1.000	Project Manager, Info Tech	\$75,000	\$75,000
1133	S	1.000	Computer Support Spec, Exec	\$66,852	\$66,852
1136	S	1.000	Computer Support Spec, Exec	\$62,352	\$62,352
1150	S	1.000	Systems Programmer, Senior	\$65,220	\$65,220
1170	S	1.000	Computer Support Spec, Exec	\$60,408	\$60,408
1198	S	1.000	Computer Programmer, Senior	\$44,388	\$44,388
1213	A	1.000	Director	\$99,948	\$99,948
1227	A	1.000	Director	\$0	\$104,148
1252	S	1.000	Project Manager, Info Tech	\$0	\$67,752
1292	S	1.000	Computer Support Specialist,Sr	\$45,024	\$45,024
1294	S	1.000	Computer Mt Technician, Senior	\$68,640	\$68,640
1348	S	1.000	Mgr, Information Technology	\$75,204	\$75,204
1431	S	1.000	Computer Support Specialist,Sr	\$50,220	\$50,220
1528	S	1.000	Project Manager, Info Tech	\$73,500	\$73,500
1529	S	1.000	Supv,Classroom InstrTechnology	\$0	\$58,356
1544	S	1.000	Computer Mt Technician, Senior	\$60,120	\$60,120
1564	S	1.000	Computer Support Spec, Exec	\$61,884	\$61,884
1659	S	1.000	Technician, Senior	\$45,396	\$45,396
1684	S	1.000	Systems Specialist	\$71,880	\$71,880
1726	Z	1.000	Asst To Vp/It,Admn & Prj Coord	\$74,976	\$74,976
1852	S	1.000	Systems Programmer, Senior	\$68,808	\$68,808

Position	Type	FTE	Title	Salary	Budget
<b>1100</b>	<b>12014</b>	<b>Information Technology</b>			
1910	S	1.000	Computer Programmer, Senior	\$35,292	\$35,292
1929	S	1.000	Computer Support Specialist,Sr	\$49,680	\$49,680
1931	S	1.000	Systems Specialist	\$76,884	\$76,884
2067	S	1.000	Programmer Analyst	\$0	\$41,400
2150	S	1.000	Programmer Analyst, Senior	\$54,096	\$54,096
2218	S	1.000	Programmer Analyst, Senior	\$50,688	\$50,688
2219	S	1.000	Accounting Associate, Senior	\$36,708	\$36,708
2231	S	1.000	Computer Support Specialist,Sr	\$45,024	\$45,024
2237	S	1.000	Programmer Analyst, Executive	\$68,532	\$68,532
2544	S	1.000	Project Manager, Info Tech	\$77,688	\$77,688
2545	S	1.000	Systems Programmer	\$57,720	\$57,720
2575	S	1.000	Project Manager, Info Tech	\$77,688	\$77,688
2578	S	1.000	Mgr, Instructional Technology	\$69,864	\$69,864
2580	S	1.000	Systems Programmer	\$58,008	\$58,008
2605	S	1.000	Network Security Analyst	\$66,516	\$66,516
4011	S	0.500	Programmer Analyst	\$41,400	\$20,700
4015	S	0.500	Systems Programmer	\$53,520	\$26,760
4017	S	0.500	Telecom Service Rep Senior	\$38,172	\$19,086
4040	S	0.500	Computer Support Specialist,Sr	\$55,728	\$27,864
4096	S	0.500	Mgr, Instructional Technology	\$75,000	\$37,500
4127	S	0.500	Systems Programmer, Senior	\$61,056	\$30,528
4138	S	0.500	Computer Mt Technician, Senior	\$61,296	\$30,648
4146	S	0.500	Systems Programmer, Senior	\$69,876	\$34,938
4211	S	0.500	Computer Support Specialist,Sr	\$45,024	\$25,326
4241	S	0.500	Technician, Master	\$48,324	\$24,162
4287	S	0.500	Office Associate	\$35,700	\$17,850
4288	S	0.500	Computer Support Specialist,Sr	\$49,932	\$24,966
4289	S	0.500	Technician, Master	\$61,056	\$30,528
4290	A	0.500	Director	\$127,464	\$63,732
4324	S	0.500	Web Site Designer/Developer	\$52,812	\$26,406
4325	S	0.500	Computer Support Specialist,Sr	\$45,024	\$22,512
4369	S	0.500	Technician	\$38,364	\$19,182
4376	S	0.500	Systems Specialist	\$63,912	\$31,956
4391	S	0.500	Programmer Analyst	\$41,400	\$20,700
4397	S	0.500	Accounting Associate, Senior	\$30,168	\$15,084
4398	S	0.500	Computer Maintenance Tech	\$39,408	\$19,704
4403	Z	0.500	Dir,Research Support	\$95,004	\$47,502

Position	Type	FTE	Title	Salary	Budget	
<b>1100</b>	<b>12014</b>	<b>Information Technology</b>				
4406	S	0.500	Computer Support Spec, Exec	\$55,128	\$27,564	
4420	S	0.500	Systems Programmer, Senior	\$58,356	\$29,178	
4421	S	0.500	Applications Security Analyst	\$67,488	\$33,744	
4429	S	0.500	Data Center Specialist, II	\$0	\$25,902	
4460	S	0.500	Systems Programmer, Senior	\$0	\$30,528	
4568	S	0.500	Systems Programmer, Senior	\$61,008	\$30,504	
4784	S	0.500	Systems Programmer, Senior	\$58,356	\$29,178	
4814	S	0.500	Systems Specialist	\$76,884	\$38,442	
<b>Admin:</b>	<b>3.500</b>	<b>Staff:</b>	<b>68.000</b>	<b>Admin Pro:</b>	<b>1.500</b>	
<b>Faculty:</b>	<b>0.000</b>	<b>Acad Pro:</b>	<b>0.000</b>	<b>Contract:</b>	<b>0.000</b>	
					<b>\$4,462,258</b>	
<b>1100</b>	<b>12018</b>	<b>Center for Teaching Excellence</b>				
0445	A	1.000	Director/Lecturer,Assoc ETT	\$83,004	\$83,004	
2017	P	1.000	Lecturer,Assoc ETT	\$57,240	\$57,240	
2170	S	1.000	Staff Assistant	\$40,284	\$40,284	
2205	P	1.000	Lecturer,Sr ETT	\$50,448	\$50,448	
<b>Admin:</b>	<b>1.000</b>	<b>Staff:</b>	<b>1.000</b>	<b>Admin Pro:</b>	<b>0.000</b>	
<b>Faculty:</b>	<b>0.000</b>	<b>Acad Pro:</b>	<b>2.000</b>	<b>Contract:</b>	<b>0.000</b>	
					<b>\$230,976</b>	
<b>1100</b>	<b>12025</b>	<b>Observatory</b>				
0811	S	1.000	Engineer, Senior	\$76,644	\$76,644	
1737	S	1.000	Technician	\$39,396	\$39,396	
<b>Admin:</b>	<b>0.000</b>	<b>Staff:</b>	<b>2.000</b>	<b>Admin Pro:</b>	<b>0.000</b>	
<b>Faculty:</b>	<b>0.000</b>	<b>Acad Pro:</b>	<b>0.000</b>	<b>Contract:</b>	<b>0.000</b>	
					<b>\$116,040</b>	
<b>1100</b>	<b>12028</b>	<b>Dean's Office-Arts&amp;Sciences</b>				
0377	S	1.000	Business Manager, Executive	\$56,196	\$56,196	
0788	S	1.000	Coord, College Affairs	\$53,088	\$53,088	
1392	A	1.000	Dean/Professor	\$195,720	\$195,720	
1811	S	1.000	Coord, Senior, StudentAdvising	\$47,304	\$47,304	
1854	A	1.000	Assoc Dean/Professor	\$126,720	\$126,720	
1878	A	1.000	Assoc Dean/Professor	\$143,064	\$143,064	
1891	S	1.000	Staff Assistant	\$49,548	\$49,548	

Position	Type	FTE	Title	Salary	Budget	
<b>1100</b>	<b>12028</b>	<b>Dean's Office-Arts&amp;Sciences</b>				
2078	S	1.000	Coord, Marketing	\$46,428	\$46,428	
2220	S	1.000	Office Assistant, Senior	\$32,916	\$32,916	
<b>Admin:</b>	<b>3.000</b>	<b>Staff:</b>	<b>6.000</b>	<b>Admin Pro:</b>	<b>0.000</b>	
<b>Faculty:</b>	<b>0.000</b>	<b>Acad Pro:</b>	<b>0.000</b>	<b>Contract:</b>	<b>0.000</b>	
					<b>\$750,984</b>	
<b>1100</b>	<b>12030</b>	<b>Dean's Office-Education</b>				
0317	A	1.000	Dean/Professor	\$194,208	\$194,208	
0749	S	1.000	Office Associate	\$32,424	\$32,424	
1093	S	1.000	Coord, College Affairs	\$58,896	\$58,896	
1578	A	1.000	Assoc Dean/Professor	\$126,204	\$126,204	
1847	S	1.000	Business Manager, Executive	\$77,112	\$77,112	
2214	S	1.000	Coord, Area Public Relations	\$51,408	\$51,408	
<b>Admin:</b>	<b>2.000</b>	<b>Staff:</b>	<b>4.000</b>	<b>Admin Pro:</b>	<b>0.000</b>	
<b>Faculty:</b>	<b>0.000</b>	<b>Acad Pro:</b>	<b>0.000</b>	<b>Contract:</b>	<b>0.000</b>	
					<b>\$540,252</b>	
<b>1100</b>	<b>12031</b>	<b>Dean's Office-Engineering</b>				
0722	A	1.000	Dean/Professor	\$199,536	\$199,536	
1122	S	1.000	Business Manager, Executive	\$60,768	\$60,768	
1899	S	1.000	Accountant	\$48,216	\$48,216	
<b>Admin:</b>	<b>1.000</b>	<b>Staff:</b>	<b>2.000</b>	<b>Admin Pro:</b>	<b>0.000</b>	
<b>Faculty:</b>	<b>0.000</b>	<b>Acad Pro:</b>	<b>0.000</b>	<b>Contract:</b>	<b>0.000</b>	
					<b>\$308,520</b>	
<b>1100</b>	<b>12034</b>	<b>Deans Off-Health Sci</b>				
0313	P	0.102	Research Scientist,Sr ETT	\$93,576	\$9,553	
0554	S	1.000	Coord, College Affairs	\$45,024	\$45,024	
0814	S	1.000	Mgr, Student Advising	\$52,284	\$52,284	
0826	S	1.000	Office Assistant, Senior	\$28,656	\$28,656	
0905	S	1.000	Business Manager, Executive	\$53,520	\$53,520	
1555	A	1.000	Dean/Professor	\$194,004	\$194,004	
1672	S	1.000	Coord, Student Advising	\$41,136	\$41,136	
1783	F	1.000	Professor	\$108,024	\$108,024	
<b>Admin:</b>	<b>1.000</b>	<b>Staff:</b>	<b>5.000</b>	<b>Admin Pro:</b>	<b>0.000</b>	
<b>Faculty:</b>	<b>1.000</b>	<b>Acad Pro:</b>	<b>0.102</b>	<b>Contract:</b>	<b>0.000</b>	
					<b>\$532,201</b>	

Position	Type	FTE	Title	Salary	Budget	
<b>1100</b>	<b>12035</b>	<b>Deans Office - Law</b>				
0201	S	1.000	Accounting Associate, Senior	\$0	\$30,168	
1383	S	0.600	Business Manager, Executive	\$62,604	\$37,563	
1714	A	1.000	Dean/Professor	\$200,004	\$200,004	
<b>Admin:</b>	<b>1.000</b>	<b>Staff:</b>	<b>1.600</b>	<b>Admin Pro:</b>	<b>0.000</b>	
<b>Faculty:</b>	<b>0.000</b>	<b>Acad Pro:</b>	<b>0.000</b>	<b>Contract:</b>	<b>0.000</b>	
					<b>\$267,735</b>	
<b>1100</b>	<b>12115</b>	<b>Instruction - A &amp; S</b>				
1152	S	1.000	Accountant	\$42,648	\$42,648	
1735	P	1.000	Lecturer,Asst	\$34,788	\$34,788	
2164	S	0.481	Laboratory Technician III	\$45,024	\$21,641	
<b>Admin:</b>	<b>0.000</b>	<b>Staff:</b>	<b>1.481</b>	<b>Admin Pro:</b>	<b>0.000</b>	
<b>Faculty:</b>	<b>0.000</b>	<b>Acad Pro:</b>	<b>1.000</b>	<b>Contract:</b>	<b>0.000</b>	
					<b>\$99,077</b>	
<b>1100</b>	<b>12120</b>	<b>Anthropology</b>				
0158	F	1.000	Assoc Professor	\$65,004	\$65,004	
0326	F	1.000	Professor	\$71,592	\$71,592	
0462	F	1.000	Assoc Professor	\$65,004	\$65,004	
0465	F	1.000	Asst Professor	\$55,596	\$55,596	
0520	F	1.000	Professor	\$91,140	\$91,140	
0677	F	1.000	Professor	\$68,400	\$68,400	
0889	F	1.000	Assoc Professor	\$62,880	\$62,880	
1149	F	1.000	Professor	\$49,968	\$83,268	
1399	F	1.000	Assoc Professor	\$63,312	\$63,312	
1694	A	1.000	Department Head/Professor	\$89,244	\$89,244	
1760	S	1.000	Office Associate, Senior	\$41,436	\$41,436	
1908	F	1.000	Professor	\$57,072	\$95,112	
2182	P	1.000	Research Scientist,Sr ETT	\$53,520	\$53,520	
2557	F	1.000	Asst Professor	\$60,000	\$60,000	
<b>Admin:</b>	<b>1.000</b>	<b>Staff:</b>	<b>1.000</b>	<b>Admin Pro:</b>	<b>0.000</b>	
<b>Faculty:</b>	<b>11.000</b>	<b>Acad Pro:</b>	<b>1.000</b>	<b>Contract:</b>	<b>0.000</b>	
					<b>\$965,508</b>	

Position	Type	FTE	Title	Salary	Budget
<b>1100</b>	<b>12121</b>	<b>American Studies</b>			
0176	F	1.000	Asst Professor	\$55,008	\$55,008
1218	S	1.000	Office Associate	\$39,132	\$39,132
1556	F	1.000	Assoc Professor	\$73,320	\$73,320
1648	F	1.000	Professor	\$92,820	\$92,820
1725	F	1.000	Assoc Professor	\$75,024	\$75,024
4109	A	0.500	Director/Professor	\$111,372	\$55,686
<b>Admin:</b>	<b>0.500</b>	<b>Staff:</b>	<b>1.000</b>	<b>Admin Pro:</b>	<b>0.000</b>
<b>Faculty:</b>	<b>4.000</b>	<b>Acad Pro:</b>	<b>0.000</b>	<b>Contract:</b>	<b>0.000</b>
					<b>\$390,990</b>
<b>1100</b>	<b>12122</b>	<b>Art</b>			
0274	F	1.000	Asst Professor	\$52,008	\$52,008
0303	F	1.000	Professor	\$73,428	\$73,428
0636	A	1.000	Department Head/Professor	\$101,592	\$101,592
0711	P	1.000	Lecturer,Asst	\$21,000	\$3,500
0745	P	1.000	Lecturer,Asst ETT	\$48,120	\$48,120
0896	F	1.000	Asst Professor	\$54,000	\$54,000
0897	P	1.000	Research Scientist,Asst ETT	\$49,896	\$49,896
1638	F	1.000	Asst Professor	\$51,312	\$8,552
1779	F	1.000	Assoc Professor	\$61,980	\$61,980
1791	S	1.000	Office Associate, Senior	\$41,988	\$41,988
1901	F	1.000	Assoc Professor	\$59,664	\$59,664
2107	F	1.000	Assoc Professor	\$58,788	\$58,788
2133	F	1.000	Assoc Professor	\$57,936	\$57,936
2222	F	1.000	Assoc Professor	\$61,836	\$61,836
2226	S	1.000	Office Assistant, Senior	\$24,036	\$24,036
2548	F	1.000	Asst Professor	\$53,208	\$53,208
<b>Admin:</b>	<b>1.000</b>	<b>Staff:</b>	<b>2.000</b>	<b>Admin Pro:</b>	<b>0.000</b>
<b>Faculty:</b>	<b>10.000</b>	<b>Acad Pro:</b>	<b>3.000</b>	<b>Contract:</b>	<b>0.000</b>
					<b>\$810,532</b>
<b>1100</b>	<b>12123</b>	<b>Botany</b>			
0107	F	1.000	Assoc Professor	\$69,612	\$69,612
0248	P	0.500	Research Scientist,Sr ETT	\$64,020	\$32,010
0393	F	1.000	Professor	\$103,212	\$103,212
0455	F	1.000	Assoc Professor	\$70,512	\$70,512
0531	F	0.244	Professor	\$98,652	\$24,048

Position	Type	FTE	Title	Salary	Budget
<b>1100</b>	<b>12123</b>		<b>Botany</b>		
0560	S	1.000	Office Associate, Senior	\$41,676	\$41,676
0614	P	1.000	Lecturer,Asst ETT	\$40,008	\$40,008
0772	F	1.000	Assoc Professor	\$77,508	\$77,508
0823	F	1.000	Professor	\$95,004	\$95,004
0881	F	1.000	Professor	\$158,652	\$158,652
0967	F	1.000	Professor	\$85,452	\$85,452
1473	F	1.000	Assoc Professor	\$76,728	\$76,728
1523	P	1.000	Research Scientist,Sr ETT	\$50,592	\$50,592
1568	A	1.000	Department Head/Professor	\$143,064	\$143,064
1825	S	1.000	Accounting Associate	\$35,964	\$35,964
2113	S	1.000	Coord,Greenhouse Operations	\$38,172	\$38,172
<b>Admin:</b>	<b>1.000</b>	<b>Staff:</b>	<b>3.000</b>	<b>Admin Pro:</b>	<b>0.000</b>
<b>Faculty:</b>	<b>8.244</b>	<b>Acad Pro:</b>	<b>2.500</b>	<b>Contract:</b>	<b>0.000</b>
					<b>\$1,142,214</b>
<b>1100</b>	<b>12125</b>		<b>Chemistry</b>		
0129	F	1.000	Asst Professor	\$68,004	\$68,004
0205	F	1.000	Asst Professor	\$67,536	\$67,536
0280	F	1.000	Assoc Professor	\$78,096	\$78,096
0416	F	1.000	Professor	\$130,908	\$130,908
0571	F	1.000	Professor	\$87,348	\$87,348
0680	F	1.000	Asst Professor	\$67,536	\$67,536
0912	F	1.000	Professor	\$100,716	\$100,716
0979	S	1.000	Office Associate, Senior	\$47,340	\$47,340
1239	F	1.000	Assoc Professor	\$75,420	\$75,420
1256	P	1.000	Lecturer,Sr ETT	\$63,168	\$63,168
1258	P	1.000	Research Scientist,Sr ETT	\$65,904	\$65,904
1308	S	1.000	Technician, Master	\$59,448	\$59,448
1584	F	1.000	Assoc Professor	\$79,248	\$79,248

Position	Type	FTE	Title	Salary	Budget
<b>1100</b>	<b>12125</b>		<b>Chemistry</b>		
1724	F	1.000	Assoc Professor	\$73,908	\$73,908
1848	F	1.000	Assoc Professor	\$76,188	\$76,188
1926	P	1.000	Lecturer,Sr ETT	\$67,656	\$67,656
2015	S	1.000	Accounting Associate	\$0	\$8,262
2139	P	1.000	Lecturer,Assoc ETT	\$50,928	\$50,928
2187	F	1.000	Assoc Professor	\$73,824	\$73,824
2243	S	1.000	Office Associate	\$36,252	\$36,252
<b>Admin:</b>	<b>0.000</b>	<b>Staff:</b>	<b>4.000</b>	<b>Admin Pro:</b>	<b>0.000</b>
<b>Faculty:</b>	<b>12.000</b>	<b>Acad Pro:</b>	<b>4.000</b>	<b>Contract:</b>	<b>0.000</b>
					<b>\$1,377,690</b>
<b>1100</b>	<b>12129</b>		<b>Comm/Mass Media</b>		
0154	A	1.000	Department Head/Professor	\$98,904	\$98,904
0195	P	1.000	Lecturer,Sr ETT	\$60,972	\$60,972
0257	F	1.000	Asst Professor	\$59,508	\$59,508
0588	F	1.000	Professor	\$81,636	\$81,636
1162	F	1.000	Professor	\$79,140	\$79,140
1232	F	1.000	Asst Professor	\$60,000	\$60,000
1342	F	1.000	Assoc Professor	\$67,368	\$67,368
1618	F	1.000	Professor	\$81,924	\$81,924
1883	S	1.000	Office Associate, Senior	\$40,704	\$40,704
2048	P	1.000	Lecturer,Sr ETT	\$59,520	\$59,520
2051	P	1.000	Lecturer,Asst ETT	\$45,000	\$7,500
2055	F	1.000	Assoc Professor	\$58,752	\$58,752
2065	P	1.000	Lecturer,Assoc ETT	\$49,020	\$49,020
2120	P	1.000	Lecturer,Assoc ETT	\$45,048	\$45,048
<b>Admin:</b>	<b>1.000</b>	<b>Staff:</b>	<b>1.000</b>	<b>Admin Pro:</b>	<b>0.000</b>
<b>Faculty:</b>	<b>7.000</b>	<b>Acad Pro:</b>	<b>5.000</b>	<b>Contract:</b>	<b>0.000</b>
					<b>\$849,996</b>
<b>1100</b>	<b>12130</b>		<b>English</b>		
0110	F	1.000	Assoc Professor	\$62,628	\$62,628
0238	S	1.000	Accounting Associate, Senior	\$38,160	\$38,160
0242	A	1.000	Department Head/Professor	\$105,768	\$105,768
0300	P	1.000	Lecturer,Assoc ETT	\$43,032	\$43,032
0359	S	1.000	Office Associate, Senior	\$36,504	\$36,504
0489	F	1.000	Asst Professor	\$57,000	\$57,000



Position	Type	FTE	Title	Salary	Budget
<b>1100</b>	<b>12130</b>	<b>English</b>			
0510	P	1.000	Lecturer,Sr ETT	\$52,200	\$52,200
0512	P	1.000	Lecturer,Sr ETT	\$62,508	\$62,508
0540	F	1.000	Assoc Professor	\$81,888	\$81,888
0575	F	1.000	Asst Professor	\$57,000	\$57,000
0652	S	1.000	Office Associate	\$30,168	\$30,168
0666	P	1.000	Lecturer,Assoc ETT	\$40,716	\$40,716
0679	F	1.000	Assoc Professor	\$36,972	\$61,620
0714	F	1.000	Visiting Asst Professor	\$42,000	\$7,000
0724	P	1.000	Lecturer,Asst	\$36,000	\$36,000
1063	F	1.000	Assoc Professor	\$71,616	\$71,616
1083	P	1.000	Lecturer,Asst	\$28,548	\$28,548
1147	F	1.000	Asst Professor	\$55,740	\$55,740
1231	F	1.000	Assoc Professor	\$57,384	\$57,384
1310	P	1.000	Lecturer,Asst ETT	\$38,004	\$38,004
1356	F	1.000	Assoc Professor	\$38,352	\$63,912
1360	P	1.000	Lecturer,Sr ETT	\$50,784	\$50,784
1401	P	1.000	Lecturer,Asst ETT	\$38,004	\$38,004
1539	P	1.000	Lecturer,Assoc ETT	\$46,392	\$46,392
1580	A	1.000	Director/Professor	\$102,996	\$102,996
1629	F	1.000	Assoc Professor	\$71,652	\$71,652
1650	P	1.000	Lecturer,Assoc ETT	\$41,088	\$41,088
1734	F	1.000	Assoc Professor	\$69,408	\$69,408
1767	F	1.000	Assoc Professor	\$62,388	\$62,388
1840	F	1.000	Professor	\$92,064	\$92,064
1880	F	1.000	Professor	\$85,680	\$85,680
2185	A	1.000	Director/Lecturer,Assoc ETT	\$63,600	\$63,600
2230	F	1.000	Asst Professor	\$55,740	\$55,740
2232	A	1.000	Director/Lecturer,Sr ETT	\$57,552	\$57,552
<b>Admin:</b>	<b>4.000</b>	<b>Staff:</b>	<b>3.000</b>	<b>Admin Pro:</b>	<b>0.000</b>
<b>Faculty:</b>	<b>16.000</b>	<b>Acad Pro:</b>	<b>11.000</b>	<b>Contract:</b>	<b>0.000</b>
					<b>\$1,924,744</b>

Position	Type	FTE	Title	Salary	Budget
<b>1100</b>	<b>12131</b>	<b>Religious Studies</b>			
0144	P	1.000	Lecturer,Asst ETT	\$40,008	\$40,008
0733	F	1.000	Asst Professor	\$60,000	\$60,000
0817	F	1.000	Assoc Professor	\$65,700	\$65,700
0916	P	1.000	Lecturer,Assoc ETT	\$37,140	\$61,884
1305	F	1.000	Assoc Professor	\$68,004	\$68,004
1434	A	1.000	Director/Professor	\$124,188	\$124,188
1633	F	1.000	Assoc Professor	\$64,224	\$64,224
<b>Admin:</b>	<b>1.000</b>	<b>Staff:</b>	<b>0.000</b>	<b>Admin Pro:</b>	<b>0.000</b>
<b>Faculty:</b>	<b>4.000</b>	<b>Acad Pro:</b>	<b>2.000</b>	<b>Contract:</b>	<b>0.000</b>
<b>\$484,008</b>					
<b>1100</b>	<b>12133</b>	<b>Geography</b>			
0244	F	1.000	Assoc Professor	\$67,128	\$67,128
0737	F	1.000	Assoc Professor	\$62,832	\$62,832
0874	S	1.000	Office Associate, Senior	\$46,392	\$46,392
1012	A	1.000	Chairperson/Professor	\$140,580	\$140,580
1512	F	1.000	Assoc Professor	\$75,360	\$75,360
1573	P	1.000	Lecturer,Asst ETT	\$45,000	\$45,000
1842	A	1.000	Dir/Research Scientist ETT	\$104,052	\$104,052
1922	F	1.000	Asst Professor	\$56,004	\$56,004
<b>Admin:</b>	<b>2.000</b>	<b>Staff:</b>	<b>1.000</b>	<b>Admin Pro:</b>	<b>0.000</b>
<b>Faculty:</b>	<b>4.000</b>	<b>Acad Pro:</b>	<b>1.000</b>	<b>Contract:</b>	<b>0.000</b>
<b>\$597,348</b>					
<b>1100</b>	<b>12134</b>	<b>Geology/Geophysics</b>			
0120	F	1.000	Asst Professor	\$65,004	\$65,004
0235	F	1.000	Asst Professor	\$64,728	\$64,728
0290	F	1.000	Professor	\$119,160	\$119,160
0458	S	1.000	Office Assistant, Senior	\$24,036	\$24,036
0478	P	1.000	Research Scientist,Asst ETT	\$60,000	\$60,000
0603	F	1.000	Assoc Professor	\$90,000	\$90,000
0675	F	1.000	Assoc Professor	\$76,224	\$76,224
0727	F	1.000	Assoc Professor	\$69,552	\$69,552
0770	F	1.000	Professor	\$0	\$80,600
0993	F	1.000	Professor	\$90,108	\$90,108
1042	S	1.000	Office Associate	\$30,168	\$30,168
1271	S	1.000	Office Associate, Senior	\$44,004	\$44,004
1297	F	1.000	Professor	\$83,484	\$83,484
1357	S	1.000	Accounting Associate	\$25,824	\$25,824

Position	Type	FTE	Title	Salary	Budget
<b>1100</b>	<b>12134</b>	<b>Geology/Geophysics</b>			
1461	F	1.000	Professor	\$86,988	\$86,988
1479	A	1.000	Department Head/Professor	\$102,324	\$102,324
1616	P	1.000	Lecturer,Sr ETT	\$69,096	\$69,096
1623	F	1.000	Assoc Professor	\$69,516	\$69,516
1677	F	1.000	Professor	\$92,364	\$92,364
1736	F	1.000	Assoc Professor	\$66,864	\$66,864
1778	P	1.000	Research Scientist,Sr ETT	\$73,536	\$73,536
1795	F	1.000	Professor	\$121,512	\$121,512
1887	F	1.000	Assoc Professor	\$75,396	\$75,396
1925	F	1.000	Assoc Professor	\$80,616	\$80,616
2183	S	1.000	Office Associate	\$30,168	\$30,168
2229	S	1.000	Dept Editor/Web Coordinator	\$42,648	\$42,648
2245	S	1.000	Archives Specialist	\$0	\$33,204
4022	P	0.400	Post Doc Res Assoc	\$50,004	\$20,002
6092	S	1.000	Laboratory Technician III	\$42,012	\$42,012
<b>Admin:</b>	<b>1.000</b>	<b>Staff:</b>	<b>8.000</b>	<b>Admin Pro:</b>	<b>0.000</b>
<b>Faculty:</b>	<b>16.000</b>	<b>Acad Pro:</b>	<b>3.400</b>	<b>Contract:</b>	<b>0.000</b>
					<b>\$1,929,138</b>
<b>1100</b>	<b>12136</b>	<b>History</b>			
0217	F	1.000	Assoc Professor	\$64,344	\$64,344
0423	F	1.000	Assoc Professor	\$67,176	\$67,176
0528	F	1.000	Department Head/Assoc Prof	\$83,400	\$83,400
0688	F	1.000	Assoc Professor	\$62,688	\$62,688
0815	F	1.000	Assoc Professor	\$69,540	\$69,540
1245	S	1.000	Office Associate	\$38,100	\$38,100

Position	Type	FTE	Title	Salary	Budget
<b>1100</b>	<b>12136</b>		<b>History</b>		
1463	F	1.000	Professor	\$79,668	\$79,668
1467	F	1.000	Asst Professor	\$57,000	\$57,000
1481	F	1.000	Asst Professor	\$60,000	\$60,000
1525	F	1.000	Assoc Professor	\$70,008	\$70,008
1639	A	0.038	Assoc Dir/Archivist,Assoc ETT	\$91,776	\$3,506
1756	F	1.000	Assoc Professor	\$60,012	\$60,012
2155	F	1.000	Asst Professor	\$58,008	\$58,008
2200	P	1.000	Lecturer,Asst ETT	\$50,004	\$50,004
<b>Admin:</b>	<b>0.038</b>	<b>Staff:</b>	<b>1.000</b>	<b>Admin Pro:</b>	<b>0.000</b>
<b>Faculty:</b>	<b>11.000</b>	<b>Acad Pro:</b>	<b>1.000</b>	<b>Contract:</b>	<b>0.000</b>
					<b>\$823,454</b>
<b>1100</b>	<b>12137</b>		<b>Mathematics</b>		
0344	F	1.000	Assoc Professor	\$77,724	\$77,724
0361	P	1.000	Lecturer,Asst ETT	\$52,008	\$52,008
0515	F	1.000	Assoc Professor	\$63,108	\$63,108
0527	F	1.000	Assoc Professor	\$69,624	\$69,624
0555	F	1.000	Assoc Professor	\$81,888	\$81,888
0598	S	1.000	Accounting Associate, Senior	\$30,168	\$30,168
0602	F	1.000	Professor	\$92,496	\$92,496
0709	A	1.000	Director/Assoc Professor	\$78,672	\$78,672
0713	F	1.000	Professor	\$95,868	\$95,868
0715	F	1.000	Assoc Professor	\$72,852	\$72,852
0774	F	1.000	Asst Professor	\$65,004	\$65,004
0864	F	1.000	Assoc Professor	\$77,928	\$77,928
0887	P	1.000	Lecturer,Sr ETT	\$66,156	\$66,156
1022	F	1.000	Assoc Professor	\$68,604	\$68,604
1091	P	1.000	Lecturer,Sr ETT	\$54,468	\$54,468
1092	F	1.000	Asst Professor	\$70,008	\$70,008
1103	A	1.000	Department Head/Professor	\$127,884	\$127,884
1331	F	1.000	Asst Professor	\$67,500	\$67,500
1334	S	1.000	Office Associate, Senior	\$34,128	\$34,128
1458	P	1.000	Lecturer,Asst ETT	\$43,344	\$43,344
1505	F	1.000	Assoc Professor	\$74,256	\$74,256
1604	F	1.000	Assoc Professor	\$78,756	\$78,756
1812	F	1.000	Assoc Professor	\$68,616	\$68,616
1892	F	1.000	Professor	\$85,824	\$85,824

Position	Type	FTE	Title	Salary	Budget
<b>1100</b>	<b>12137</b>	<b>Mathematics</b>			
1913	F	1.000	Professor	\$167,784	\$167,784
1924	S	1.000	Office Associate	\$27,156	\$27,156
2175	P	1.000	Lecturer,Asst	\$47,256	\$47,256
2177	F	1.000	Assoc Professor	\$69,324	\$69,324
2514	F	1.000	Assoc Professor	\$47,412	\$79,020
2543	P	1.000	Lecturer,Assoc ETT	\$46,776	\$46,776
4982	P	0.500	Lecturer,Sr ETT	\$71,340	\$35,670
<b>Admin:</b>	<b>2.000</b>	<b>Staff:</b>	<b>3.000</b>	<b>Admin Pro:</b>	<b>0.000</b>
<b>Faculty:</b>	<b>19.000</b>	<b>Acad Pro:</b>	<b>6.500</b>	<b>Contract:</b>	<b>0.000</b>
					<b>\$2,169,870</b>

<b>1100</b>	<b>12138</b>	<b>Mod &amp; Class Lang</b>			
0146	F	1.000	Assoc Professor	\$65,976	\$65,976
0276	P	1.000	Lecturer,Assoc ETT	\$47,880	\$47,880
0299	S	1.000	Office Associate, Senior	\$32,628	\$32,628
0329	F	1.000	Assoc Professor	\$67,044	\$67,044
0443	P	1.000	Lecturer,Assoc ETT	\$46,668	\$46,668
0484	F	1.000	Professor	\$46,548	\$77,580
0843	F	1.000	Assoc Professor	\$63,924	\$63,924
0858	A	1.000	Department Head/Professor	\$100,992	\$100,992
1413	F	1.000	Asst Professor	\$55,008	\$55,008
1753	P	1.000	Lecturer,Asst ETT	\$41,004	\$38,004
1835	P	1.000	Lecturer,Asst ETT	\$44,004	\$44,004
2097	F	1.000	Asst Professor	\$56,004	\$56,004
2099	P	1.000	Lecturer,Sr ETT	\$46,728	\$46,728
2114	F	1.000	Asst Professor	\$54,000	\$54,000
2115	F	1.000	Asst Professor	\$55,008	\$55,008
2145	F	1.000	Professor	\$78,288	\$78,288
2212	P	1.000	Lecturer,Asst	\$29,712	\$4,952
2248	P	1.000	Lecturer,Asst ETT	\$37,008	\$37,008
2615	P	1.000	Lecturer,Assoc ETT	\$41,136	\$41,136
<b>Admin:</b>	<b>1.000</b>	<b>Staff:</b>	<b>1.000</b>	<b>Admin Pro:</b>	<b>0.000</b>
<b>Faculty:</b>	<b>9.000</b>	<b>Acad Pro:</b>	<b>8.000</b>	<b>Contract:</b>	<b>0.000</b>
					<b>\$1,012,832</b>

Position	Type	FTE	Title	Salary	Budget
<b>1100</b>	<b>12139</b>	<b>Music</b>			
0127	F	1.000	Assoc Professor	\$63,252	\$63,252
0171	F	1.000	Asst Professor	\$53,004	\$53,004
0261	F	1.000	Professor	\$80,220	\$80,220
0422	F	1.000	Professor	\$74,628	\$74,628
0426	F	1.000	Professor	\$73,044	\$73,044
0442	F	1.000	Professor	\$73,092	\$73,092
0496	F	1.000	Asst Professor	\$54,000	\$54,000
0519	F	1.000	Professor	\$71,856	\$71,856
0533	S	1.000	Office Associate, Senior	\$32,628	\$32,628
0739	P	1.000	Lecturer,Sr ETT	\$56,316	\$56,316
0760	F	1.000	Asst Professor	\$54,072	\$54,072
1034	S	1.000	Office Assistant, Senior	\$28,488	\$28,488
1187	F	0.451	Visiting Asst Professor	\$39,888	\$3,000
1283	F	1.000	Professor	\$72,756	\$72,756
1373	F	1.000	Asst Professor	\$53,004	\$53,004
1437	F	1.000	Assoc Professor	\$35,772	\$59,616
1484	P	1.000	Lecturer,Asst ETT	\$50,004	\$50,004
1632	F	1.000	Professor	\$74,064	\$74,064
1670	F	1.000	Professor	\$72,828	\$72,828
1720	P	1.000	Lecturer,Assoc ETT	\$61,980	\$61,980
1805	F	1.000	Assoc Professor	\$71,412	\$71,412
1857	F	1.000	Professor	\$78,432	\$78,432
1876	F	1.000	Dept Chair/Professor	\$98,280	\$98,280
<b>Admin:</b>	<b>0.000</b>	<b>Staff:</b>	<b>2.000</b>	<b>Admin Pro:</b>	<b>0.000</b>
<b>Faculty:</b>	<b>17.451</b>	<b>Acad Pro:</b>	<b>3.000</b>	<b>Contract:</b>	<b>0.000</b>
					<b>\$1,409,976</b>

Position	Type	FTE	Title	Salary	Budget
<b>1100</b>	<b>12142</b>		<b>Philosophy</b>		
0279	F	1.000	Assoc Professor	\$40,680	\$67,800
0514	P	1.000	Lecturer,Asst ETT	\$58,632	\$58,632
0539	F	1.000	Assoc Professor	\$67,068	\$11,178
0542	F	1.000	Department Head/Assoc Prof	\$87,876	\$87,876
1003	F	1.000	Assoc Professor	\$74,664	\$74,664
1029	F	1.000	Professor	\$95,748	\$95,748
1132	F	1.000	Professor	\$101,028	\$101,028
<b>Admin:</b>	<b>0.000</b>	<b>Staff:</b>	<b>0.000</b>	<b>Admin Pro:</b>	<b>0.000</b>
<b>Faculty:</b>	<b>6.000</b>	<b>Acad Pro:</b>	<b>1.000</b>	<b>Contract:</b>	<b>0.000</b>
					<b>\$496,926</b>
<b>1100</b>	<b>12144</b>		<b>Physics &amp; Astronomy</b>		
0156	F	1.000	Assoc Professor	\$74,352	\$74,352
0174	P	1.000	Lecturer,Asst	\$54,828	\$54,828
0421	F	1.000	Assoc Professor	\$78,180	\$78,180
0447	S	1.000	Office Associate	\$36,228	\$36,228
0500	P	1.000	Lecturer,Assoc ETT	\$62,916	\$62,916
0521	P	1.000	Lecturer,Sr ETT	\$77,952	\$77,952
0632	P	1.000	Lecturer,Asst	\$53,064	\$53,064
0866	A	1.000	Department Head/Professor	\$126,900	\$126,900
0914	F	1.000	Asst Professor	\$67,008	\$67,008
1197	F	1.000	Assoc Professor	\$77,976	\$77,976
1562	F	1.000	Professor	\$81,228	\$81,228
1653	F	1.000	Professor	\$106,116	\$106,116
1802	F	1.000	Asst Professor	\$69,000	\$69,000
1830	S	1.000	Coord, Instructional Lab	\$44,736	\$44,736
1858	F	1.000	Professor	\$115,956	\$115,956
2143	F	1.000	Asst Professor	\$70,008	\$70,008
<b>Admin:</b>	<b>1.000</b>	<b>Staff:</b>	<b>2.000</b>	<b>Admin Pro:</b>	<b>0.000</b>
<b>Faculty:</b>	<b>9.000</b>	<b>Acad Pro:</b>	<b>4.000</b>	<b>Contract:</b>	<b>0.000</b>
					<b>\$1,196,448</b>

Position	Type	FTE	Title	Salary	Budget
<b>1100</b>	<b>12148</b>	<b>Political Science</b>			
0104	A	1.000	Department Head/Professor	\$114,744	\$114,744
0161	F	1.000	Professor	\$90,564	\$90,564
0166	F	1.000	Assoc Professor	\$67,344	\$67,344
0271	F	1.000	Assoc Professor	\$67,800	\$67,800
0457	P	1.000	Lecturer,Asst	\$50,004	\$8,334
0767	F	1.000	Professor	\$91,368	\$91,368
0877	F	1.000	Assoc Professor	\$66,036	\$66,036
0966	F	1.000	Asst Professor	\$60,000	\$60,000
1312	F	1.000	Asst Professor	\$57,348	\$57,348
1793	S	1.000	Office Associate, Senior	\$46,584	\$46,584
1912	A	1.000	Department Head/Professor	\$100,368	\$100,368
2223	S	1.000	Office Assistant, Senior	\$29,616	\$29,616
2614	F	1.000	Asst Professor	\$63,000	\$63,000
<b>Admin:</b>	<b>2.000</b>	<b>Staff:</b>	<b>2.000</b>	<b>Admin Pro:</b>	<b>0.000</b>
<b>Faculty:</b>	<b>8.000</b>	<b>Acad Pro:</b>	<b>1.000</b>	<b>Contract:</b>	<b>0.000</b>
					<b>\$863,106</b>
<b>1100</b>	<b>12149</b>	<b>Intl Studies</b>			
0335	F	1.000	Asst Professor	\$56,760	\$56,760
0538	S	1.000	Office Associate	\$30,168	\$30,168
0776	P	1.000	Lecturer,Sr ETT	\$57,348	\$57,348
0782	F	1.000	Asst Professor	\$58,008	\$58,008
0923	A	1.000	Director/Professor	\$100,788	\$100,788
2052	S	1.000	Coord, Student Advising	\$39,168	\$39,168
<b>Admin:</b>	<b>1.000</b>	<b>Staff:</b>	<b>2.000</b>	<b>Admin Pro:</b>	<b>0.000</b>
<b>Faculty:</b>	<b>2.000</b>	<b>Acad Pro:</b>	<b>1.000</b>	<b>Contract:</b>	<b>0.000</b>
					<b>\$342,240</b>
<b>1100</b>	<b>12151</b>	<b>Psychology</b>			
0135	F	1.000	Professor	\$106,680	\$106,680
0559	P	1.000	Lecturer,Sr ETT	\$61,908	\$61,908
0565	F	1.000	Professor	\$80,592	\$80,592
0638	F	1.000	Assoc Professor	\$61,392	\$61,392
0664	F	1.000	Asst Professor	\$65,004	\$65,004
0898	S	1.000	Office Assistant, Senior	\$32,868	\$32,868
0899	S	1.000	Accounting Associate, Senior	\$39,660	\$39,660
0907	S	1.000	Coord, Student Advising	\$48,240	\$48,240



Position	Type	FTE	Title	Salary	Budget
<b>1100</b>	<b>12151</b>		<b>Psychology</b>		
0954	F	1.000	Assoc Professor	\$71,100	\$71,100
1066	F	1.000	Assoc Professor	\$71,880	\$71,880
1088	F	1.000	Assoc Professor	\$69,828	\$69,828
1200	F	1.000	Assoc Professor	\$69,756	\$69,756
1228	F	1.000	Professor	\$81,984	\$81,984
1582	F	1.000	Asst Professor	\$61,416	\$61,416
1709	A	1.000	Department Head/Professor	\$104,580	\$104,580
1927	F	1.000	Asst Professor	\$64,008	\$10,668
2167	P	1.000	Lecturer,Asst ETT	\$47,004	\$47,004
2255	F	1.000	Assoc Professor	\$70,416	\$70,416
2511	F	1.000	Assoc Professor	\$68,940	\$68,940
<b>Admin:</b>	<b>1.000</b>	<b>Staff:</b>	<b>3.000</b>	<b>Admin Pro:</b>	<b>0.000</b>
<b>Faculty:</b>	<b>13.000</b>	<b>Acad Pro:</b>	<b>2.000</b>	<b>Contract:</b>	<b>0.000</b>
					<b>\$1,223,916</b>
<b>1100</b>	<b>12153</b>		<b>Sociology</b>		
0460	F	1.000	Professor	\$96,852	\$96,852
0641	F	1.000	Professor	\$109,536	\$109,536
0655	A	1.000	Department Head/Professor	\$101,832	\$101,832
1004	F	1.000	Assoc Professor	\$70,848	\$11,808
1064	S	1.000	Office Associate	\$37,920	\$37,920
1069	F	1.000	Professor	\$85,584	\$14,264
1686	F	1.000	Asst Professor	\$63,000	\$63,000
2556	F	1.000	Asst Professor	\$63,000	\$63,000
<b>Admin:</b>	<b>1.000</b>	<b>Staff:</b>	<b>1.000</b>	<b>Admin Pro:</b>	<b>0.000</b>
<b>Faculty:</b>	<b>6.000</b>	<b>Acad Pro:</b>	<b>0.000</b>	<b>Contract:</b>	<b>0.000</b>
					<b>\$498,212</b>

Position	Type	FTE	Title	Salary	Budget
<b>1100</b>	<b>12154</b>		<b>Statistics</b>		
0444	F	1.000	Professor	\$91,800	\$91,800
0599	F	1.000	Professor	\$105,732	\$105,732
0763	F	1.000	Assoc Professor	\$74,448	\$74,448
1533	S	1.000	Office Associate, Senior	\$38,640	\$38,640
1598	P	1.000	Lecturer,Asst ETT	\$62,004	\$62,004
1631	A	1.000	Department Head/Professor	\$102,864	\$102,864
1755	F	1.000	Professor	\$83,952	\$83,952
1790	F	1.000	Professor	\$76,248	\$76,248
<b>Admin:</b>	<b>1.000</b>	<b>Staff:</b>	<b>1.000</b>	<b>Admin Pro:</b>	<b>0.000</b>
<b>Faculty:</b>	<b>5.000</b>	<b>Acad Pro:</b>	<b>1.000</b>	<b>Contract:</b>	<b>0.000</b>
					<b>\$635,688</b>
<b>1100</b>	<b>12155</b>		<b>Theatre Dance</b>		
0273	F	1.000	Assoc Professor	\$63,420	\$63,420
0434	S	1.000	Coord, Fine Arts Programs	\$51,096	\$51,096
0470	F	1.000	Professor	\$82,140	\$82,140
0732	F	1.000	Professor	\$89,496	\$89,496
1363	P	1.000	Lecturer,Asst	\$38,100	\$38,100
1451	F	1.000	Professor	\$79,452	\$79,452
1459	F	1.000	Professor	\$81,828	\$81,828
1583	A	1.000	Department Head/Professor	\$114,648	\$114,648
1589	F	1.000	Assoc Professor	\$39,828	\$66,372
1669	F	1.000	Assoc Professor	\$63,624	\$63,624
1705	F	1.000	Asst Professor	\$57,360	\$57,360
1747	F	1.000	Professor	\$100,020	\$100,020
1773	P	1.000	Lecturer,Asst ETT	\$52,032	\$52,032
1792	F	1.000	Asst Professor	\$52,212	\$8,702
1831	S	1.000	Technician, Master	\$64,056	\$64,056
1832	F	1.000	Asst Professor	\$52,188	\$52,188
2040	S	1.000	Office Assistant, Senior	\$27,996	\$27,996
2063	S	1.000	Office Associate, Senior	\$40,032	\$40,032
2180	P	1.000	Lecturer,Assoc ETT	\$61,176	\$61,176
2547	F	1.000	Assoc Professor	\$60,624	\$60,624
<b>Admin:</b>	<b>1.000</b>	<b>Staff:</b>	<b>4.000</b>	<b>Admin Pro:</b>	<b>0.000</b>
<b>Faculty:</b>	<b>12.000</b>	<b>Acad Pro:</b>	<b>3.000</b>	<b>Contract:</b>	<b>0.000</b>
					<b>\$1,254,362</b>

Position	Type	FTE	Title	Salary	Budget
<b>1100</b>	<b>12156</b>	<b>Zoology &amp; Physiology</b>			
0101	P	1.000	Lecturer,Asst ETT	\$52,008	\$8,668
0210	S	1.000	Laboratory Assistant, Senior	\$34,044	\$34,044
0220	F	1.000	Professor	\$110,928	\$110,928
0292	F	1.000	Professor	\$94,848	\$94,848
0313	P	0.898	Research Scientist,Sr ETT	\$93,576	\$84,024
0360	F	1.000	Asst Professor	\$71,004	\$71,004
0486	F	1.000	Asst Professor	\$70,008	\$70,008
0522	F	1.000	Professor	\$82,392	\$82,392
0570	P	1.000	Lecturer,Asst ETT	\$52,008	\$8,668
0703	F	1.000	Assoc Professor	\$77,088	\$77,088
0742	S	1.000	Office Associate	\$30,168	\$30,168
0755	F	1.000	Professor	\$73,716	\$73,716
0869	S	1.000	Office Manager	\$44,964	\$44,964
0939	S	1.000	Technician, Senior	\$48,048	\$48,048
0965	P	1.000	Research Scientist,Assoc ETT	\$60,576	\$60,576
1024	F	1.000	Asst Professor	\$70,008	\$70,008
1043	A	0.888	Director/Professor	\$119,892	\$106,464
1087	S	1.000	Technician, Senior	\$45,492	\$45,492
1267	F	0.784	Professor	\$125,328	\$98,292
1274	A	1.000	Department Head/Professor	\$138,660	\$138,660
1417	F	1.000	Asst Professor	\$66,000	\$66,000
1460	F	1.000	Professor	\$81,468	\$81,468
1561	F	1.000	Professor	\$76,776	\$12,796
1738	F	1.000	Professor	\$127,692	\$127,692
1786	F	1.000	Asst Professor	\$72,000	\$72,000
1796	F	1.000	Professor	\$82,332	\$82,332
2029	S	1.000	Accounting Associate, Senior	\$30,876	\$30,876
2154	F	1.000	Assoc Professor	\$77,160	\$77,160
2227	A	0.611	Assoc Dean/Professor	\$121,416	\$74,213
4338	S	1.000	Curator	\$50,064	\$25,032
<b>Admin:</b>	<b>2.499</b>	<b>Staff:</b>	<b>7.000</b>	<b>Admin Pro:</b>	<b>0.000</b>
<b>Faculty:</b>	<b>15.784</b>	<b>Acad Pro:</b>	<b>3.898</b>	<b>Contract:</b>	<b>0.000</b>
					<b>\$2,007,629</b>

Position	Type	FTE	Title	Salary	Budget
<b>1100 12159 Natural Science Prog</b>					
0353	P	1.000	Lecturer,Sr ETT	\$67,188	\$67,188
<b>Admin:</b>	<b>0.000</b>	<b>Staff:</b>	<b>0.000</b>	<b>Admin Pro:</b>	<b>0.000</b>
<b>Faculty:</b>	<b>0.000</b>	<b>Acad Pro:</b>	<b>1.000</b>	<b>Contract:</b>	<b>0.000</b>
<b>1100 12160 Univ Honors Program</b>					
0819	A	1.000	Director/Assoc Professor	\$82,212	\$82,212
1184	S	1.000	Office Associate, Senior	\$32,628	\$32,628
<b>Admin:</b>	<b>1.000</b>	<b>Staff:</b>	<b>1.000</b>	<b>Admin Pro:</b>	<b>0.000</b>
<b>Faculty:</b>	<b>0.000</b>	<b>Acad Pro:</b>	<b>0.000</b>	<b>Contract:</b>	<b>0.000</b>
<b>1100 12180 Criminal Justice</b>					
0813	F	1.000	Assoc Professor	\$70,524	\$70,524
0820	F	1.000	Assoc Professor	\$65,820	\$65,820
1096	P	1.000	Lecturer,Sr ETT	\$55,836	\$55,836
1163	F	1.000	Professor	\$54,072	\$90,108
1374	P	1.000	Lecturer,Asst ETT	\$47,508	\$47,508
1553	F	1.000	Assoc Professor	\$73,992	\$73,992
1637	F	1.000	Assoc Professor	\$68,424	\$68,424
1776	F	1.000	Asst Professor	\$55,500	\$55,500
2173	S	1.000	Office Associate, Senior	\$43,152	\$43,152
2250	P	1.000	Lecturer,Sr ETT	\$99,528	\$16,588
<b>Admin:</b>	<b>0.000</b>	<b>Staff:</b>	<b>1.000</b>	<b>Admin Pro:</b>	<b>0.000</b>
<b>Faculty:</b>	<b>6.000</b>	<b>Acad Pro:</b>	<b>3.000</b>	<b>Contract:</b>	<b>0.000</b>
<b>1100 12181 Women's Studies</b>					
0240	F	1.000	Asst Professor	\$61,008	\$61,008
0265	A	1.000	Director/Professor	\$94,416	\$94,416
0942	S	1.000	Office Associate	\$38,928	\$38,928
1325	F	1.000	Professor	\$89,268	\$89,268
2211	F	1.000	Assoc Professor	\$65,340	\$65,340
<b>Admin:</b>	<b>1.000</b>	<b>Staff:</b>	<b>1.000</b>	<b>Admin Pro:</b>	<b>0.000</b>
<b>Faculty:</b>	<b>3.000</b>	<b>Acad Pro:</b>	<b>0.000</b>	<b>Contract:</b>	<b>0.000</b>

Position	Type	FTE	Title	Salary	Budget
<b>1100</b>	<b>12183</b>	<b>Instruction-Business</b>			
0147	S	1.000	Office Associate	\$44,136	\$44,136
0153	A	1.000	Assoc Dean/Professor	\$165,516	\$165,516
0184	F	1.000	Professor	\$118,668	\$118,668
0202	F	1.000	Assoc Professor	\$85,344	\$85,344
0213	F	1.000	Professor	\$134,364	\$134,364
0216	F	1.000	Asst Professor	\$99,504	\$99,504
0219	A	0.500	Dir,Ctr For Adv & Career Srves	\$97,008	\$48,504
0283	S	1.000	Mgr, Student Advising	\$50,364	\$50,364
0305	F	1.000	Asst Professor	\$109,008	\$109,008
0312	F	1.000	Professor	\$156,720	\$156,720
0346	F	1.000	Professor	\$72,504	\$120,840
0348	S	1.000	Coord, College Affairs	\$61,800	\$61,800
0467	A	0.424	True Chair, Energy Economics	\$88,548	\$62,544
0498	F	1.000	Professor	\$116,160	\$116,160
0499	F	1.000	Professor	\$98,472	\$98,472
0508	F	1.000	Scarlett Chair of Business	\$144,744	\$144,744
0597	P	1.000	Lecturer,Assoc	\$61,572	\$61,572
0616	S	1.000	Coord, Student Advising	\$40,944	\$40,944
0633	F	1.000	Assoc Professor	\$92,124	\$92,124
0642	F	1.000	Asst Professor	\$120,000	\$120,000
0658	F	1.000	Asst Professor	\$110,004	\$110,004
0771	F	1.000	Assoc Professor	\$88,620	\$88,620
0783	A	1.000	Chairperson/Professor	\$132,648	\$132,648
0806	F	1.000	Assoc Professor	\$86,100	\$86,100
0860	F	1.000	Visiting Professor	\$45,000	\$45,000
0862	F	1.000	Asst Professor	\$110,004	\$110,004
0868	F	1.000	Professor	\$139,872	\$139,872
0882	F	1.000	Assoc Professor	\$105,516	\$105,516
0922	P	0.800	Lecturer,Asst	\$80,004	\$64,004
0930	S	1.000	Coord, Student Advising	\$38,172	\$38,172
0957	F	1.000	Asst Professor	\$97,452	\$97,452
0976	F	1.000	Assoc Professor	\$117,372	\$117,372
0978	F	1.000	Assoc Professor	\$95,316	\$95,316
1074	F	0.945	Professor	\$159,576	\$150,757
1094	F	1.000	Assoc Professor	\$92,088	\$92,088
1100	S	1.000	Office Associate, Senior	\$32,628	\$32,628
1126	A	1.000	Dean	\$198,912	\$198,912

Position	Type	FTE	Title	Salary	Budget
<b>1100</b>	<b>12183</b>	<b>Instruction-Business</b>			
1138	F	1.000	Assoc Professor	\$115,296	\$115,296
1151	A	0.900	Director/Assoc Professor	\$105,000	\$94,500
1155	F	0.727	Dept Chair/Professor	\$182,508	\$132,731
1173	S	1.000	Office Associate	\$32,196	\$32,196
1208	P	1.000	Lecturer,Sr	\$54,408	\$54,408
1233	F	1.000	Assoc Professor	\$95,976	\$95,976
1243	A	1.000	Assoc Dean/Professor	\$146,268	\$146,268
1247	P	1.000	Lecturer,Assoc	\$53,076	\$53,076
1260	F	1.000	Assoc Professor	\$126,516	\$126,516
1266	S	1.000	Office Assistant, Senior	\$24,036	\$24,036
1309	S	1.000	Coord, Student Advising	\$40,332	\$40,332
1321	F	1.000	Assoc Professor	\$104,412	\$104,412
1362	P	1.000	Asst Lecturer/Graduate Dir	\$45,000	\$45,000
1408	F	1.000	Asst Professor	\$110,544	\$110,544
1503	F	1.000	Asst Professor	\$87,012	\$87,012
1526	F	1.000	Professor	\$124,812	\$124,812
1577	F	0.796	Distinguished Professor	\$151,956	\$120,973
1597	F	1.000	Asst Professor	\$120,000	\$120,000
1640	F	1.000	Asst Professor	\$90,000	\$90,000
1674	F	1.000	Asst Professor	\$120,000	\$120,000
1741	S	1.000	Office Associate, Senior	\$32,628	\$32,628
1742	S	1.000	Office Assistant, Senior	\$27,288	\$27,288
1763	S	1.000	Office Associate	\$30,168	\$30,168
1853	P	1.000	Lecturer,Sr	\$55,056	\$55,056
1863	S	1.000	Business Manager	\$45,024	\$45,024
2104	S	0.600	Instructional Technol A/V Tech	\$45,024	\$27,015
2224	S	1.000	Office Assistant, Senior	\$25,608	\$25,608
2247	S	1.000	Office Associate	\$35,004	\$35,004
2550	F	1.000	Asst Professor	\$126,000	\$126,000

Position	Type	FTE	Title	Salary	Budget
<b>1100</b>	<b>12183</b>	<b>Instruction-Business</b>			
2551	F	1.000	Asst Professor	\$110,004	\$110,004
2566	F	1.000	Asst Professor	\$111,000	\$111,000
2567	F	1.000	Professor	\$156,264	\$156,264
2568	F	1.000	Professor	\$155,004	\$155,004
2617	F	1.000	Instructor	\$86,004	\$109,008
4544	F	0.353	Professor	\$181,500	\$16,500
<b>Admin:</b>	<b>5.824</b>	<b>Staff:</b>	<b>15.600</b>	<b>Admin Pro:</b>	<b>0.000</b>
<b>Faculty:</b>	<b>41.821</b>	<b>Acad Pro:</b>	<b>5.800</b>	<b>Contract:</b>	<b>0.000</b>
					<b>\$6,535,452</b>
<b>1100</b>	<b>12191</b>	<b>Inst-Education</b>			
0653	P	1.000	Lecturer,Asst	\$40,008	\$6,668
0692	P	1.000	Lecturer,Asst	\$38,004	\$6,334
2053	P	1.000	Lecturer,Asst	\$46,152	\$46,152
<b>Admin:</b>	<b>0.000</b>	<b>Staff:</b>	<b>0.000</b>	<b>Admin Pro:</b>	<b>0.000</b>
<b>Faculty:</b>	<b>0.000</b>	<b>Acad Pro:</b>	<b>3.000</b>	<b>Contract:</b>	<b>0.000</b>
					<b>\$59,154</b>
<b>1100</b>	<b>12194</b>	<b>Ed/Partnership</b>			
0940	A	1.000	Director/Professor	\$99,804	\$99,804
<b>Admin:</b>	<b>1.000</b>	<b>Staff:</b>	<b>0.000</b>	<b>Admin Pro:</b>	<b>0.000</b>
<b>Faculty:</b>	<b>0.000</b>	<b>Acad Pro:</b>	<b>0.000</b>	<b>Contract:</b>	<b>0.000</b>
					<b>\$99,804</b>
<b>1100</b>	<b>12195</b>	<b>ED/SMTC</b>			
0894	S	1.000	Office Associate	\$30,168	\$30,168
1551	P	1.000	Lecturer,Asst	\$30,000	\$30,000
<b>Admin:</b>	<b>0.000</b>	<b>Staff:</b>	<b>1.000</b>	<b>Admin Pro:</b>	<b>0.000</b>
<b>Faculty:</b>	<b>0.000</b>	<b>Acad Pro:</b>	<b>1.000</b>	<b>Contract:</b>	<b>0.000</b>
					<b>\$60,168</b>

Position	Type	FTE	Title	Salary	Budget	
<b>1100</b>	<b>12196</b>	<b>Undergrad Studies</b>				
0223	A	1.000	Assoc Dean/Professor	\$114,408	\$114,408	
0291	S	1.000	Mgr, Student Advising	\$52,896	\$52,896	
0944	S	1.000	Office Associate	\$33,228	\$33,228	
1301	S	1.000	Office Associate, Senior	\$46,776	\$46,776	
1381	S	1.000	Office Associate	\$30,168	\$30,168	
1506	S	1.000	Coord, Student Advising	\$41,124	\$41,124	
<b>Admin:</b>	<b>1.000</b>	<b>Staff:</b>	<b>5.000</b>	<b>Admin Pro:</b>	<b>0.000</b>	
<b>Faculty:</b>	<b>0.000</b>	<b>Acad Pro:</b>	<b>0.000</b>	<b>Contract:</b>	<b>0.000</b>	
					<b>\$318,600</b>	
<b>1100</b>	<b>12198</b>	<b>ED/Educational Studies</b>				
0194	F	1.000	Asst Professor	\$60,840	\$60,840	
0214	F	1.000	Asst Professor	\$61,680	\$61,680	
0325	F	1.000	Assoc Professor	\$64,704	\$64,704	
0758	S	1.000	Office Associate	\$32,568	\$32,568	
0999	S	1.000	Office Associate	\$30,168	\$30,168	
1059	F	1.000	Assoc Professor	\$64,968	\$64,968	
1099	P	1.000	Lecturer,Asst ETT	\$60,060	\$60,060	
1524	F	1.000	Assoc Professor	\$70,512	\$70,512	
1785	F	1.000	Assoc Professor	\$65,628	\$65,628	
1826	F	0.130	Department Head/Assoc Prof	\$70,728	\$9,228	
2619	F	1.000	Asst Professor	\$64,896	\$64,896	
<b>Admin:</b>	<b>0.000</b>	<b>Staff:</b>	<b>2.000</b>	<b>Admin Pro:</b>	<b>0.000</b>	
<b>Faculty:</b>	<b>7.130</b>	<b>Acad Pro:</b>	<b>1.000</b>	<b>Contract:</b>	<b>0.000</b>	
					<b>\$585,252</b>	
<b>1100</b>	<b>12207</b>	<b>Instruction-Engineer</b>				
0106	F	1.000	Asst Professor	\$77,016	\$77,016	
0124	F	1.000	Professor	\$107,124	\$107,124	
0168	F	1.000	Asst Professor	\$87,300	\$87,300	
0193	F	1.000	Professor	\$97,092	\$97,092	
0225	F	1.000	Assoc Professor	\$93,000	\$93,000	
0374	A	1.000	Department Head/Professor	\$123,156	\$123,156	
0388	F	1.000	Department Head/Assoc Prof	\$105,984	\$105,984	
0424	S	1.000	Office Associate	\$31,272	\$31,272	
0437	F	1.000	Professor	\$153,192	\$153,192	
0440	F	1.000	Assoc Professor	\$102,432	\$102,432	



Position	Type	FTE	Title	Salary	Budget
<b>1100</b>	<b>12207</b>	<b>Instruction-Engineer</b>			
0450	F	1.000	Professor	\$125,580	\$125,580
0454	F	1.000	Assoc Professor	\$90,000	\$90,000
0503	S	1.000	Office Associate	\$40,356	\$40,356
0545	F	1.000	Asst Professor	\$76,008	\$76,008
0573	F	1.000	Assoc Professor	\$92,772	\$92,772
0580	S	1.000	Office Associate, Senior	\$0	\$40,260
0640	F	1.000	Assoc Professor	\$100,368	\$100,368
0645	F	1.000	Asst Professor	\$82,200	\$82,200
0648	F	1.000	Professor	\$123,276	\$135,612
0747	S	1.000	Accounting Associate, Senior	\$39,156	\$39,156
0768	F	1.000	Asst Professor	\$73,332	\$12,222
0779	F	1.000	Assoc Professor	\$82,140	\$82,140
0781	F	1.000	Assoc Professor	\$95,088	\$95,088
0785	F	1.000	Assoc Professor	\$87,000	\$87,000
0790	F	1.000	Professor	\$37,068	\$37,068
0793	F	1.000	Asst Professor	\$90,000	\$90,000
0795	P	1.000	Lecturer,Assoc ETT	\$69,636	\$69,636
0803	P	1.000	Lecturer,Asst	\$55,008	\$55,008
0804	F	1.000	Professor	\$103,680	\$103,680
0805	S	1.000	Technician, Master	\$59,292	\$59,292
0810	F	1.000	Asst Professor	\$73,332	\$73,332
0829	P	1.000	Lecturer,Asst	\$54,000	\$54,000
0836	F	1.000	Asst Professor	\$75,000	\$75,000
0844	F	1.000	Assoc Professor	\$85,008	\$85,008
0884	F	1.000	Assoc Professor	\$98,652	\$98,652
0910	S	1.000	Office Associate	\$41,472	\$41,472
0911	F	1.000	Assoc Professor	\$80,160	\$80,160
0917	A	1.000	Assoc Dean/Professor	\$127,368	\$127,368
0918	S	1.000	Office Assistant, Senior	\$24,036	\$24,036
0941	F	1.000	Professor	\$121,296	\$121,296
0947	F	1.000	Assoc Professor	\$85,008	\$85,008
0968	F	1.000	Professor	\$120,024	\$120,024
0975	F	1.000	Asst Professor	\$76,008	\$76,008
1055	F	1.000	Asst Professor	\$81,696	\$81,696
1062	F	1.000	Assoc Professor	\$82,428	\$82,428
1068	S	0.873	Engineer	\$53,520	\$46,723
1106	F	1.000	Assoc Professor	\$82,644	\$82,644

Position	Type	FTE	Title	Salary	Budget
<b>1100</b>	<b>12207</b>		<b>Instruction-Engineer</b>		
1109	S	1.000	Technician, Master	\$0	\$34,421
1169	S	1.000	Computer Support Spec, Exec	\$76,332	\$76,332
1172	F	1.000	Assoc Professor	\$85,176	\$85,176
1175	F	1.000	Asst Professor	\$75,000	\$75,000
1194	S	0.184	Computer Support Spec, Exec	\$65,148	\$12,000
1236	F	1.000	Assoc Professor	\$78,060	\$78,060
1291	F	1.000	Professor	\$105,456	\$105,456
1322	S	1.000	Technician, Master	\$53,520	\$53,520
1344	F	1.000	Professor	\$103,992	\$103,992
1361	A	1.000	Department Head/Professor	\$142,164	\$142,164
1372	A	1.000	Department Head/Professor	\$127,212	\$127,212
1375	F	1.000	Asst Professor	\$72,000	\$72,000
1379	S	1.000	Office Associate	\$30,168	\$30,168
1394	S	1.000	Accounting Associate, Senior	\$33,804	\$33,804
1471	S	1.000	Engineer, Senior	\$83,616	\$83,616
1476	F	1.000	Professor	\$96,168	\$96,168
1478	P	1.000	Lecturer,Assoc ETT	\$36,336	\$36,336
1480	F	0.885	Professor	\$130,668	\$115,668
1482	A	1.000	Assoc Dean/Professor	\$115,284	\$115,284
1491	F	1.000	Professor	\$111,468	\$111,468
1531	F	1.000	Asst Professor	\$61,272	\$61,272
1554	F	1.000	Assoc Professor	\$80,448	\$80,448
1565	F	1.000	Assoc Professor	\$94,548	\$94,548
1585	F	1.000	Professor	\$105,072	\$105,072
1605	F	1.000	Professor	\$93,300	\$93,300
1606	S	1.000	Accounting Associate, Senior	\$34,032	\$34,032
1656	F	1.000	Asst Professor	\$74,700	\$74,700
1667	S	1.000	Accounting Associate, Senior	\$44,676	\$44,676
1681	S	1.000	Technician, Master	\$60,408	\$60,408
1723	P	1.000	Lecturer,Assoc	\$0	\$76,008
1739	F	1.000	Assoc Professor	\$90,192	\$90,192
1764	P	1.000	Lecturer,Assoc	\$45,000	\$7,500
1768	F	1.000	Asst Professor	\$74,700	\$74,700
1774	P	1.000	Lecturer,Assoc ETT	\$68,112	\$68,112
1775	F	1.000	Assoc Professor	\$85,656	\$85,656
1787	F	1.000	Professor	\$116,784	\$116,784
1817	F	1.000	Professor	\$135,756	\$135,756

Position	Type	FTE	Title	Salary	Budget
<b>1100</b>	<b>12207</b>	<b>Instruction-Engineer</b>			
1819	P	1.000	Lecturer,Assoc	\$38,820	\$79,836
1841	F	1.000	Professor	\$93,324	\$93,324
1875	F	0.952	Professor	\$85,104	\$81,024
1877	P	1.000	Research Scientist,Sr ETT	\$57,084	\$57,084
1903	F	1.000	Department Head/Assoc Prof	\$116,892	\$116,892
1936	F	1.000	Assoc Professor	\$92,784	\$92,784
2025	F	1.000	Assoc Professor	\$80,136	\$80,136
2087	P	0.639	Lecturer,Asst	\$48,000	\$85,018
2090	S	1.000	Systems Programmer	\$54,708	\$54,708
2101	P	1.000	Lecturer,Sr ETT	\$71,496	\$71,496
2102	S	1.000	Coord, Student Advising	\$52,116	\$52,116
2147	P	1.000	Lecturer,Sr ETT	\$64,932	\$64,932
2507	F	1.000	Assoc Professor	\$96,432	\$96,432
2509	P	1.000	Lecturer,Asst ETT	\$51,408	\$51,408
2554	F	1.000	Asst Professor	\$84,576	\$84,576
2616	P	1.000	Lecturer,Asst ETT	\$45,000	\$60,000
2620	P	1.000	Research Scientist,Sr	\$0	\$78,600
4165	S	0.500	Coord, Area Public Relations	\$38,172	\$19,086
4524	S	0.500	Office Associate, Senior	\$43,932	\$21,966
4760	S	0.475	Technician, Senior	\$41,400	\$19,656
<b>Admin:</b>	<b>5.000</b>	<b>Staff:</b>	<b>20.532</b>	<b>Admin Pro:</b>	<b>0.000</b>
<b>Faculty:</b>	<b>60.837</b>	<b>Acad Pro:</b>	<b>14.639</b>	<b>Contract:</b>	<b>0.000</b>
					<b>\$8,097,952</b>

<b>1100</b>	<b>12211</b>	<b>Atmospheric Science</b>			
0179	F	0.924	Professor	\$109,128	\$100,872
0259	S	1.000	Office Associate	\$41,592	\$41,592
0330	S	0.569	Business Manager, Executive	\$77,292	\$43,992
0340	F	0.500	Professor	\$132,696	\$66,348
0372	S	0.736	Chief Aircraft Mechanic	\$72,168	\$53,082
0530	F	0.923	Professor	\$117,048	\$108,090
0535	F	0.924	Professor	\$99,756	\$92,148
0590	P	0.708	Research Scientist ETT	\$82,956	\$58,709
0728	F	0.747	Assoc Professor	\$71,688	\$53,532
0752	F	0.769	Asst Professor	\$73,056	\$56,172
1073	P	0.968	Research Scientist,Sr ETT	\$97,896	\$94,728
1225	F	0.937	Professor	\$87,480	\$81,984

Position	Type	FTE	Title	Salary	Budget
<b>1100</b>	<b>12211</b>	<b>Atmospheric Science</b>			
1497	F	1.000	Assoc Professor	\$79,740	\$79,740
1884	A	1.000	Department Head/Professor	\$134,124	\$134,124
2047	S	0.500	Research Pilot	\$83,088	\$41,544
2061	Z	0.700	Chief Research Pilot	\$90,000	\$62,983
2068	S	0.500	Research Pilot	\$78,552	\$39,276
2254	S	0.784	Aircraft Maintenance Tech	\$46,908	\$36,789
<b>Admin:</b>	<b>1.000</b>	<b>Staff:</b>	<b>4.089</b>	<b>Admin Pro:</b>	<b>0.700</b>
<b>Faculty:</b>	<b>6.724</b>	<b>Acad Pro:</b>	<b>1.676</b>	<b>Contract:</b>	<b>0.000</b>
					<b>\$1,245,705</b>
<b>1100</b>	<b>12221</b>	<b>Mechanical Engr</b>			
1194	S	0.500	Computer Support Spec, Exec	\$65,148	\$32,574
<b>Admin:</b>	<b>0.000</b>	<b>Staff:</b>	<b>0.500</b>	<b>Admin Pro:</b>	<b>0.000</b>
<b>Faculty:</b>	<b>0.000</b>	<b>Acad Pro:</b>	<b>0.000</b>	<b>Contract:</b>	<b>0.000</b>
					<b>\$32,574</b>
<b>1100</b>	<b>12226</b>	<b>Nursing</b>			
0122	F	1.000	Asst Professor	\$64,008	\$64,008
0211	S	1.000	Business Manager	\$45,024	\$45,024
0304	P	1.000	Lecturer	\$60,000	\$60,000
0306	F	1.000	Asst Professor	\$64,008	\$64,008
0342	P	1.000	Lecturer,Asst	\$55,008	\$55,008
0365	P	1.000	Lecturer,Asst	\$62,004	\$62,004
0477	P	1.000	Lecturer,Asst	\$0	\$45,324
0607	P	1.000	Lecturer,Asst ETT	\$55,008	\$55,008
0635	P	1.000	Lecturer,Asst	\$60,000	\$60,000
0726	P	1.000	Lecturer,Asst	\$0	\$51,312
0933	A	1.000	Assoc Dean/Clinical Assoc Prof	\$83,004	\$83,004
1053	P	1.000	Lecturer,Assoc	\$60,936	\$60,936
1071	F	1.000	Assoc Professor	\$72,120	\$72,120
1090	S	1.000	Office Associate	\$33,168	\$33,168
1143	P	1.000	Lecturer,Sr ETT	\$69,144	\$69,144
1293	F	1.000	Asst Professor	\$66,708	\$66,708
1429	S	1.000	Cred Analyst/Academic Advisor	\$47,784	\$47,784
1530	A	1.000	Dean/Director/Professor	\$147,936	\$147,936
1645	F	1.000	Professor	\$115,800	\$115,800
1872	F	1.000	Professor	\$46,428	\$46,428

Position	Type	FTE	Title	Salary	Budget
<b>1100</b>	<b>12226</b>		<b>Nursing</b>		
2031	S	1.000	Office Associate	\$38,136	\$38,136
2096	P	0.307	Lecturer,Asst	\$53,004	\$16,296
2108	P	1.000	Lecturer,Assoc	\$56,772	\$56,772
2110	P	1.000	Lecturer,Asst	\$54,396	\$54,396
2111	P	1.000	Lecturer,Asst	\$52,872	\$52,872
2233	P	1.000	Lecturer,Assoc	\$55,668	\$55,668
2621	F	1.000	Professor	\$100,008	\$100,008
4131	S	0.500	Cred Analyst/Academic Advisor	\$38,172	\$19,086
<b>Admin:</b>	<b>2.000</b>	<b>Staff:</b>	<b>4.500</b>	<b>Admin Pro:</b>	<b>0.000</b>
<b>Faculty:</b>	<b>7.000</b>	<b>Acad Pro:</b>	<b>13.307</b>	<b>Contract:</b>	<b>0.000</b>
					<b>\$1,697,958</b>
<b>1100</b>	<b>12231</b>		<b>Social Work</b>		
0302	F	1.000	Asst Professor	\$52,008	\$52,008
0408	P	1.000	Lecturer,Asst	\$47,004	\$52,008
0476	P	1.000	Lecturer,Assoc ETT	\$58,200	\$58,200
0577	F	1.000	Professor	\$100,272	\$100,272
0644	S	1.000	Office Associate, Senior	\$36,000	\$36,000
0780	F	1.000	Assoc Professor	\$63,780	\$63,780
0925	A	1.000	Interim Director	\$80,388	\$80,388
1635	P	1.000	Lecturer,Asst ETT	\$50,004	\$50,004
1642	P	1.000	Lecturer,Asst	\$40,200	\$53,052
2184	S	1.000	Office Associate	\$30,168	\$30,168
2512	F	1.000	Asst Professor	\$52,008	\$52,008
2555	P	1.000	Lecturer,Asst ETT	\$48,180	\$48,180
2627	P	0.500	Lecturer,Asst ETT	\$48,180	\$24,090
<b>Admin:</b>	<b>1.000</b>	<b>Staff:</b>	<b>2.000</b>	<b>Admin Pro:</b>	<b>0.000</b>
<b>Faculty:</b>	<b>4.000</b>	<b>Acad Pro:</b>	<b>5.500</b>	<b>Contract:</b>	<b>0.000</b>
					<b>\$700,158</b>
<b>1100</b>	<b>12233</b>		<b>Communication Disorders</b>		
0123	F	1.000	Asst Professor	\$60,012	\$60,012
0227	F	1.000	Assoc Professor	\$69,204	\$69,204
0310	P	1.000	Lecturer,Assoc	\$59,760	\$59,760
0349	P	0.680	Lecturer,Assoc	\$35,784	\$24,344
0466	P	1.000	Lecturer,Assoc ETT	\$73,920	\$73,920
0567	A	1.000	Assoc Dean/Professor	\$118,008	\$98,136

Position	Type	FTE	Title	Salary	Budget
<b>1100</b>	<b>12233</b>	<b>Communication Disorders</b>			
0766	S	1.000	Office Associate, Senior	\$32,628	\$32,628
0807	S	1.000	Office Associate	\$36,660	\$36,660
0964	F	1.000	Professor	\$100,032	\$100,032
1082	F	1.000	Asst Professor	\$63,000	\$63,000
1496	A	1.000	Director/Professor	\$112,704	\$112,704
1501	P	1.000	Lecturer,Asst ETT	\$53,172	\$53,172
1593	P	1.000	Lecturer,Assoc	\$51,288	\$51,288
1602	F	1.000	Asst Professor	\$61,500	\$61,500
1609	F	1.000	Assoc Professor	\$71,904	\$71,904
2119	P	0.842	Lecturer,Sr ETT	\$82,104	\$69,144
<b>Admin:</b>	<b>2.000</b>	<b>Staff:</b>	<b>2.000</b>	<b>Admin Pro:</b>	<b>0.000</b>
<b>Faculty:</b>	<b>6.000</b>	<b>Acad Pro:</b>	<b>5.522</b>	<b>Contract:</b>	<b>0.000</b>
					<b>\$1,037,408</b>
<b>1100</b>	<b>12234</b>	<b>Pharmacy</b>			
0142	A	1.000	Director/Professor	\$94,248	\$94,248
0143	S	1.000	Staff Assistant	\$45,000	\$45,000
0163	F	1.000	Assoc Professor	\$82,704	\$82,704
0269	F	1.000	Clinical Assoc Prof/Pharm Prac	\$93,552	\$93,552
0288	A	1.000	Dean/Clinical Professor	\$0	\$80,352
0331	F	1.000	Asst Professor	\$80,352	\$80,352
0492	P	1.000	Lecturer,Asst ETT	\$89,004	\$89,004
0723	F	1.000	Clinical Asst Professor	\$85,008	\$85,008
0729	F	1.000	Assoc Professor	\$78,024	\$78,024
0890	F	1.000	Assoc Professor	\$81,252	\$81,252
0935	F	1.000	Assoc Professor	\$83,892	\$83,892
1013	F	1.000	Assoc Professor	\$77,700	\$77,700
1017	F	1.000	Asst Professor	\$72,000	\$72,000
1045	F	1.000	Clinical Asst Professor	\$85,008	\$85,008
1160	F	1.000	Professor	\$111,252	\$111,252
1264	A	1.000	Assoc Dean/Professor	\$109,116	\$109,116
1359	F	1.000	Clinical Asst Professor	\$85,008	\$85,008
1405	F	1.000	Asst Professor	\$75,000	\$75,000
1487	F	1.000	Asst Professor	\$68,724	\$68,724
1647	F	0.900	Clinical Asst Professor	\$85,008	\$76,508
1664	F	1.000	Assoc Professor	\$94,128	\$94,128
1719	P	1.000	Research Scientist,Assoc ETT	\$91,680	\$91,680

Position	Type	FTE	Title	Salary	Budget
<b>1100</b>	<b>12234</b>	<b>Pharmacy</b>			
1727	S	1.000	Office Associate, Senior	\$37,044	\$37,044
2515	F	1.000	Clinical Assoc Prof/Pharm Prac	\$100,284	\$100,284
2526	S	1.000	Laboratory Assistant, Senior	\$32,388	\$32,388
2527	A	1.000	Dean/Professor	\$165,000	\$165,000
2529	S	1.000	Mgr, Student Advising	\$45,024	\$45,024
6174	P	1.000	Lecturer	\$0	\$13,392
<b>Admin:</b>	<b>4.000</b>	<b>Staff:</b>	<b>4.000</b>	<b>Admin Pro:</b>	<b>0.000</b>
<b>Faculty:</b>	<b>16.900</b>	<b>Acad Pro:</b>	<b>3.000</b>	<b>Contract:</b>	<b>0.000</b>
					<b>\$2,232,644</b>
<b>1100</b>	<b>12236</b>	<b>Kinesiology and Health</b>			
0206	S	1.000	Office Associate, Senior	\$32,628	\$32,628
0307	F	1.000	Assoc Professor	\$70,836	\$70,836
0402	F	1.000	Asst Professor	\$54,588	\$54,588
0525	F	1.000	Professor	\$74,604	\$74,604
0629	F	1.000	Professor	\$78,852	\$78,852
0778	F	1.000	Asst Professor	\$54,588	\$54,588
0909	S	1.000	Office Associate	\$34,812	\$34,812
0928	F	1.000	Asst Professor	\$54,588	\$54,588
1036	P	1.000	Lecturer, Assoc ETT	\$48,060	\$48,060
1040	P	1.000	Lecturer, Assoc ETT	\$0	\$50,892
1075	F	1.000	Asst Professor	\$54,588	\$54,588
1204	F	1.000	Assoc Professor	\$69,396	\$69,396
1624	F	1.000	Asst Professor	\$54,876	\$54,876
1806	A	1.000	Assoc Dean/Professor	\$117,168	\$117,168
1849	A	1.000	Director/Professor	\$118,392	\$118,392
1916	F	1.000	Asst Professor	\$54,588	\$54,588
<b>Admin:</b>	<b>2.000</b>	<b>Staff:</b>	<b>2.000</b>	<b>Admin Pro:</b>	<b>0.000</b>
<b>Faculty:</b>	<b>10.000</b>	<b>Acad Pro:</b>	<b>2.000</b>	<b>Contract:</b>	<b>0.000</b>
					<b>\$1,023,456</b>

Position	Type	FTE	Title	Salary	Budget
<b>1100</b>	<b>12238</b>	<b>Instruction - Law</b>			
0183	A	1.000	Assoc Dean/Professor	\$141,612	\$141,612
0336	F	1.000	Visiting Professor	\$75,000	\$88,008
0341	F	1.000	Associate Librarian ETT	\$79,344	\$67,344
0383	F	1.000	Visiting Professor	\$50,004	\$88,009
0529	F	1.000	Professor	\$150,000	\$150,000
0626	F	0.955	Distinguished Professor	\$134,064	\$128,064
0628	S	1.000	Office Associate	\$35,952	\$35,952
0667	F	1.000	Professor	\$113,616	\$113,616
0697	F	0.951	Distinguished Professor	\$121,236	\$115,237
0775	F	1.000	Visiting Professor	\$75,000	\$85,008
0796	F	0.918	Distinguished Professor	\$88,200	\$135,001
0845	S	1.000	Library Specialist	\$35,400	\$35,400
0870	S	1.000	Supervisor, Library Services	\$40,212	\$40,212
0988	Z	1.000	Dir, Law School Career Services	\$58,884	\$58,884
1241	F	1.000	Visiting Professor	\$50,004	\$158,844
1296	F	1.000	Professor	\$138,048	\$138,048
1333	F	1.000	Professor	\$128,076	\$128,076
1483	F	0.922	Distinguished Professor	\$154,500	\$142,500
1490	S	1.000	Computer Support Specialist	\$43,836	\$43,836
1543	F	1.000	Asst Professor	\$88,008	\$88,008
1619	Z	1.000	DepDir, Admissions&Student Svc	\$0	\$54,000
1680	S	1.000	Office Associate, Senior	\$35,892	\$35,892
1730	A	1.000	Assoc Dean/Lecturer, Sr. ETT	\$0	\$107,412
1813	F	1.000	Associate Librarian ETT	\$60,060	\$60,060
1866	F	1.000	Assoc Professor	\$101,208	\$101,208
2239	S	1.000	Library Specialist	\$35,832	\$35,832
2574	A	0.180	Assoc Dean/Professor	\$133,656	\$24,000
2579	F	1.000	Distinguished Professor	\$150,000	\$25,000
<b>Admin:</b>	<b>2.180</b>	<b>Staff:</b>	<b>6.000</b>	<b>Admin Pro:</b>	<b>2.000</b>
<b>Faculty:</b>	<b>16.746</b>	<b>Acad Pro:</b>	<b>0.000</b>	<b>Contract:</b>	<b>0.000</b>
					<b>\$2,425,063</b>



Position	Type	FTE	Title	Salary	Budget	
<b>1100</b>	<b>12240</b>	<b>Outreach School Dean</b>				
0212	S	1.000	Accountant	\$41,400	\$63,852	
0867	A	1.000	AssocProvost, AA/Dean,Outreach	\$161,376	\$161,376	
1846	S	1.000	Business Analyst	\$52,704	\$47,916	
2227	A	0.389	Assoc Dean/Professor	\$121,416	\$47,205	
4020	S	0.500	Mgr, Marketing/Programs	\$50,808	\$25,404	
4038	S	0.500	Coord, Marketing	\$35,292	\$17,646	
4341	S	0.300	Coord, Area Public Relations	\$45,660	\$13,698	
<b>Admin:</b>	<b>1.389</b>	<b>Staff:</b>	<b>3.300</b>	<b>Admin Pro:</b>	<b>0.000</b>	
<b>Faculty:</b>	<b>0.000</b>	<b>Acad Pro:</b>	<b>0.000</b>	<b>Contract:</b>	<b>0.000</b>	
					<b>\$377,097</b>	
<b>1100</b>	<b>12244</b>	<b>OTS - UWTV</b>				
1115	A	1.000	Director	\$82,008	\$82,008	
<b>Admin:</b>	<b>1.000</b>	<b>Staff:</b>	<b>0.000</b>	<b>Admin Pro:</b>	<b>0.000</b>	
<b>Faculty:</b>	<b>0.000</b>	<b>Acad Pro:</b>	<b>0.000</b>	<b>Contract:</b>	<b>0.000</b>	
					<b>\$82,008</b>	
<b>1100</b>	<b>12245</b>	<b>Outreach Credit Prog Personnel</b>				
0396	P	1.000	Lecturer,Sr ETT	\$74,148	\$74,148	
0439	S	1.000	Office Associate, Senior	\$34,512	\$34,512	
0720	S	1.000	Office Associate	\$35,364	\$35,364	
1257	S	1.000	Office Associate	\$36,816	\$36,816	
1324	P	1.000	Lecturer,Asst ETT	\$63,336	\$63,336	
1369	A	1.000	Assoc Dean/Division Head	\$97,692	\$97,692	
1566	S	1.000	Office Associate	\$36,192	\$36,192	
1620	S	1.000	Mgr,Outreach Credit Programs	\$60,936	\$60,936	
1801	S	1.000	Office Associate	\$33,972	\$33,972	
1881	P	1.000	Lecturer,Sr ETT	\$69,084	\$69,084	
2041	S	0.500	Mgr, Student Advising	\$45,024	\$22,512	
2050	S	1.000	Accounting Associate, Senior	\$0	\$30,588	
2148	S	1.000	Office Associate	\$30,168	\$30,168	
3066	S	0.333	Inst Tech Educational Spec	\$45,024	\$15,008	
4215	S	0.500	Office Assistant, Senior	\$24,036	\$12,018	
4466	S	0.500	Accounting Associate	\$25,824	\$12,912	
4534	S	0.500	Office Associate, Senior	\$36,000	\$18,000	
<b>Admin:</b>	<b>1.000</b>	<b>Staff:</b>	<b>10.333</b>	<b>Admin Pro:</b>	<b>0.000</b>	
<b>Faculty:</b>	<b>0.000</b>	<b>Acad Pro:</b>	<b>3.000</b>	<b>Contract:</b>	<b>0.000</b>	
					<b>\$683,258</b>	

Position	Type	FTE	Title	Salary	Budget
<b>1100</b>	<b>12248</b>	<b>UW/CC Center</b>			
0801	A	1.000	Assoc Dean/Director/Professor	\$116,640	\$116,640
0926	F	1.000	Assoc Professor	\$62,292	\$62,292
0938	S	1.000	Manager, UW/CC Programs	\$61,896	\$61,896
1191	S	1.000	Office Associate	\$30,168	\$30,168
1314	F	1.000	Asst Professor	\$58,536	\$58,536
1826	F	0.870	Department Head/Assoc Prof	\$70,728	\$61,501
2041	S	0.500	Mgr, Student Advising	\$45,024	\$22,512
2166	S	1.000	Coord, Student Advising	\$38,172	\$38,172
2209	S	1.000	Office Associate, Senior	\$36,708	\$36,708
2251	S	1.000	Office Assistant, Senior	\$30,540	\$30,540
4438	P	0.250	Lecturer,Asst	\$51,300	\$12,825
<b>Admin:</b>	<b>1.000</b>	<b>Staff:</b>	<b>5.500</b>	<b>Admin Pro:</b>	<b>0.000</b>
<b>Faculty:</b>	<b>2.870</b>	<b>Acad Pro:</b>	<b>0.250</b>	<b>Contract:</b>	<b>0.000</b>
					<b>\$531,790</b>
<b>1100</b>	<b>12254</b>	<b>ROTC-Air Force</b>			
0799	S	1.000	Office Associate	\$30,168	\$30,168
<b>Admin:</b>	<b>0.000</b>	<b>Staff:</b>	<b>1.000</b>	<b>Admin Pro:</b>	<b>0.000</b>
<b>Faculty:</b>	<b>0.000</b>	<b>Acad Pro:</b>	<b>0.000</b>	<b>Contract:</b>	<b>0.000</b>
					<b>\$30,168</b>
<b>1100</b>	<b>12255</b>	<b>ROTC-Army</b>			
0105	S	1.000	Office Associate	\$36,660	\$36,660
<b>Admin:</b>	<b>0.000</b>	<b>Staff:</b>	<b>1.000</b>	<b>Admin Pro:</b>	<b>0.000</b>
<b>Faculty:</b>	<b>0.000</b>	<b>Acad Pro:</b>	<b>0.000</b>	<b>Contract:</b>	<b>0.000</b>
					<b>\$36,660</b>
<b>1100</b>	<b>12261</b>	<b>Regional Centers</b>			
0446	S	1.000	Academic Coordinator	\$45,024	\$45,024
0543	S	1.000	Academic Coordinator	\$45,024	\$45,024
1290	S	0.500	Academic Coordinator	\$45,024	\$22,512
1520	S	1.000	Academic Coordinator	\$54,624	\$54,624
1569	S	1.000	Academic Coordinator	\$52,512	\$52,512
2035	S	1.000	Academic Coordinator	\$51,288	\$51,288
4042	S	0.500	Office Associate	\$30,168	\$15,084
4285	S	0.500	Office Associate	\$34,272	\$17,136
4307	S	0.500	Office Associate	\$34,056	\$17,028
4387	S	0.500	Office Associate	\$30,168	\$15,084

Position	Type	FTE	Title	Salary	Budget	
<b>1100</b>	<b>12261</b>	<b>Regional Centers</b>				
4388	S	0.500	Office Associate	\$37,572	\$18,786	
4389	S	0.500	Office Associate	\$0	\$15,084	
<b>Admin:</b>	<b>0.000</b>	<b>Staff:</b>	<b>8.500</b>	<b>Admin Pro:</b>	<b>0.000</b>	
<b>Faculty:</b>	<b>0.000</b>	<b>Acad Pro:</b>	<b>0.000</b>	<b>Contract:</b>	<b>0.000</b>	
					<b>\$369,186</b>	
<b>1100</b>	<b>12263</b>	<b>Outreach Technology Services</b>				
0308	S	1.000	Mgr,Outreach Broadcast Engring	\$58,356	\$58,356	
1500	S	1.000	Technician, Senior	\$45,552	\$45,552	
2071	S	1.000	Multimedia/Broadcasting Tech	\$41,400	\$41,400	
<b>Admin:</b>	<b>0.000</b>	<b>Staff:</b>	<b>3.000</b>	<b>Admin Pro:</b>	<b>0.000</b>	
<b>Faculty:</b>	<b>0.000</b>	<b>Acad Pro:</b>	<b>0.000</b>	<b>Contract:</b>	<b>0.000</b>	
					<b>\$145,308</b>	
<b>1100</b>	<b>12271</b>	<b>Summer Scholars Inst</b>				
2062	S	1.000	Project Coordinator	\$35,292	\$35,292	
<b>Admin:</b>	<b>0.000</b>	<b>Staff:</b>	<b>1.000</b>	<b>Admin Pro:</b>	<b>0.000</b>	
<b>Faculty:</b>	<b>0.000</b>	<b>Acad Pro:</b>	<b>0.000</b>	<b>Contract:</b>	<b>0.000</b>	
					<b>\$35,292</b>	
<b>1100</b>	<b>12277</b>	<b>Cultural Outreach</b>				
0784	S	1.000	Coord, Fine Arts Programs	\$55,536	\$55,536	
<b>Admin:</b>	<b>0.000</b>	<b>Staff:</b>	<b>1.000</b>	<b>Admin Pro:</b>	<b>0.000</b>	
<b>Faculty:</b>	<b>0.000</b>	<b>Acad Pro:</b>	<b>0.000</b>	<b>Contract:</b>	<b>0.000</b>	
					<b>\$55,536</b>	
<b>1100</b>	<b>12281</b>	<b>Wyoming Public Media Sect I</b>				
0541	S	1.000	Program Scheduler/Announcer	\$35,868	\$35,868	
0649	S	1.000	News Anchor/Reporter	\$35,688	\$35,688	
0875	S	1.000	Coord, Programming & Op - Wpr	\$0	\$59,916	
0876	S	1.000	Coord, Programming & Op - Wpr	\$61,380	\$61,380	
1288	Z	1.000	Gen Mgr, Wyoming Public Radio	\$110,004	\$110,004	

Position	Type	FTE	Title	Salary	Budget
<b>1100</b>	<b>12281</b>	<b>Wyoming Public Media Sect I</b>			
1586	S	1.000	Accountant	\$50,664	\$50,664
1914	S	1.000	Coord, Radio Engineering	\$66,516	\$66,516
2064	S	1.000	News Anchor/Reporter	\$35,688	\$35,688
2072	S	0.500	Technician	\$36,708	\$18,354
2088	S	1.000	Coord, Development	\$0	\$46,836
<b>Admin:</b>	<b>0.000</b>	<b>Staff:</b>	<b>8.500</b>	<b>Admin Pro:</b>	<b>1.000</b>
<b>Faculty:</b>	<b>0.000</b>	<b>Acad Pro:</b>	<b>0.000</b>	<b>Contract:</b>	<b>0.000</b>
					<b>\$520,914</b>
<b>1100</b>	<b>12286</b>	<b>Directors Office</b>			
0165	A	1.000	Dir, Physical Plant	\$130,944	\$130,944
<b>Admin:</b>	<b>1.000</b>	<b>Staff:</b>	<b>0.000</b>	<b>Admin Pro:</b>	<b>0.000</b>
<b>Faculty:</b>	<b>0.000</b>	<b>Acad Pro:</b>	<b>0.000</b>	<b>Contract:</b>	<b>0.000</b>
					<b>\$130,944</b>
<b>1100</b>	<b>12290</b>	<b>Carpentry Shop</b>			
0187	S	1.000	Institutional Locksmith Senior	\$41,400	\$41,400
0706	S	1.000	Manager, Carpentry Shop	\$49,092	\$49,092
1673	S	1.000	Carpenter	\$40,056	\$40,056
<b>Admin:</b>	<b>0.000</b>	<b>Staff:</b>	<b>3.000</b>	<b>Admin Pro:</b>	<b>0.000</b>
<b>Faculty:</b>	<b>0.000</b>	<b>Acad Pro:</b>	<b>0.000</b>	<b>Contract:</b>	<b>0.000</b>
					<b>\$130,548</b>
<b>1100</b>	<b>12293</b>	<b>Custodial Services</b>			
0157	S	1.000	Facilities/Grounds Attend II	\$24,012	\$24,012
0203	S	1.000	Facilities/Grounds Attendant	\$21,804	\$21,804
0249	S	1.000	Facilities/Grounds Attend, Sr	\$25,164	\$25,164
0268	S	1.000	Facilities/Grounds Attendant	\$21,804	\$21,804
0316	S	1.000	Supv, Facilities/Grounds	\$34,008	\$34,008
0322	S	1.000	Facilities/Grounds Attendant	\$21,804	\$21,804
0323	S	1.000	Facilities/Grounds Attend II	\$25,128	\$25,128
0358	S	1.000	Facilities/Grounds Attendant	\$21,804	\$21,804
0380	S	1.000	Facilities/Grounds Attend II	\$22,980	\$22,980
0381	S	1.000	Facilities/Grounds Attend, Sr	\$29,532	\$29,532
0395	S	1.000	Facilities/Grounds Attend II	\$23,808	\$23,808
0419	S	1.000	Facilities/Grounds Attendant	\$22,512	\$22,512
0425	S	1.000	Facilities/Grounds Attendant	\$21,804	\$21,804
0433	S	1.000	Facilities/Grounds Attend II	\$23,628	\$23,628

Position	Type	FTE	Title	Salary	Budget
<b>1100</b>	<b>12293</b>	<b>Custodial Services</b>			
0436	S	1.000	Facilities/Grounds Attendant	\$21,804	\$21,804
0452	S	1.000	Facilities/Grounds Attendant	\$21,804	\$21,804
0453	S	1.000	Mt/Eq/Pesticide Technician	\$39,612	\$39,612
0469	S	1.000	Facilities/Grounds Attendant	\$21,804	\$21,804
0504	S	1.000	Facilities/Grounds Attendant	\$21,804	\$21,804
0511	S	1.000	Facilities/Grounds Attend II	\$22,980	\$22,980
0610	S	1.000	Facilities/Grounds Attend II	\$25,260	\$25,260
0656	S	1.000	Facilities/Grounds Attendant	\$22,704	\$22,704
0694	S	1.000	Facilities/Grounds Attend II	\$22,980	\$22,980
0696	S	1.000	Facilities/Grounds Attend II	\$24,936	\$24,936
0698	S	1.000	Facilities/Grounds Attend,Sr	\$25,164	\$25,164
0699	S	1.000	Facilities/Grounds Attend II	\$22,980	\$22,980
0701	S	1.000	Facilities/Grounds Attend,Sr	\$24,036	\$24,036
0738	S	1.000	Facilities/Grounds Attend II	\$25,068	\$25,068
0794	S	1.000	Facilities/Grounds Attend II	\$23,808	\$23,808
0827	S	1.000	Facilities/Grounds Attend II	\$30,408	\$30,408
0840	S	1.000	Facilities/Grounds Attendant	\$0	\$21,804
0852	S	1.000	Facilities/Grounds Attend II	\$25,608	\$25,608
0859	S	1.000	Facilities/Grounds Attend II	\$24,852	\$24,852
0932	S	1.000	Facilities/Grounds Attendant	\$0	\$25,068
0983	S	1.000	Facilities/Grounds Attend II	\$30,168	\$30,168
1008	S	1.000	Facilities/Grounds Attendant	\$22,416	\$22,416
1039	S	1.000	Facilities/Grounds Attendant	\$21,804	\$21,804
1041	S	1.000	Facilities/Grounds Attend II	\$23,928	\$23,928
1050	S	1.000	Facilities/Grounds Attendant	\$21,804	\$21,804
1065	S	1.000	Facilities/Grounds Attendant	\$21,804	\$21,804
1101	S	1.000	Facilities/Grounds Attend,Sr	\$29,496	\$29,496
1110	S	1.000	Facilities/Grounds Attend II	\$23,820	\$23,820
1196	S	1.000	Supv, Facilities/Grounds	\$33,708	\$33,708
1211	S	1.000	Facilities/Grounds Attend II	\$26,484	\$26,484
1223	S	1.000	Facilities/Grounds Attendant	\$0	\$22,416
1224	S	1.000	Facilities/Grounds Attend II	\$23,628	\$23,628
1287	S	1.000	Supv, Facilities/Grounds	\$35,304	\$35,304
1295	S	1.000	Facilities/Grounds Attend II	\$25,488	\$25,488
1340	S	1.000	Supv, Facilities/Grounds	\$35,136	\$35,136
1345	S	1.000	Facilities/Grounds Attendant	\$0	\$21,804
1353	S	1.000	Supv, Facilities/Grounds	\$31,020	\$31,020
1387	S	1.000	Facilities/Grounds Attend II	\$22,980	\$22,980

Position	Type	FTE	Title	Salary	Budget
<b>1100</b>	<b>12293</b>	<b>Custodial Services</b>			
1415	S	1.000	Facilities/Grounds Attendant	\$0	\$21,804
1516	S	1.000	Facilities/Grounds Attendant	\$21,804	\$21,804
1522	S	1.000	Facilities/Grounds Attendant	\$22,512	\$22,512
1548	S	1.000	Facilities/Grounds Attend II	\$24,984	\$24,984
1550	S	1.000	Facilities/Grounds Attendant	\$22,680	\$22,680
1603	S	1.000	Facilities/Grounds Attend,Sr	\$26,220	\$26,220
1652	S	1.000	Facilities/Grounds Attendant	\$21,804	\$21,804
1665	S	1.000	Facilities/Grounds Attend II	\$24,888	\$24,888
1687	S	1.000	Facilities/Grounds Attendant	\$21,804	\$21,804
1703	S	1.000	Facilities/Grounds Attendant	\$22,416	\$22,416
1707	S	1.000	Facilities/Grounds Attend II	\$22,980	\$22,980
1715	S	1.000	Facilities/Grounds Attend II	\$24,936	\$24,936
1782	S	1.000	Facilities/Grounds Attend II	\$25,296	\$25,296
1789	S	1.000	Facilities/Grounds Attend II	\$25,152	\$25,152
1807	S	1.000	Facilities/Grounds Attend II	\$0	\$26,256
1808	S	1.000	Mgr, Custodial Services	\$56,424	\$56,424
1809	S	1.000	Facilities/Grounds Attend II	\$25,368	\$25,368
1869	S	1.000	Facilities/Grounds Attend II	\$24,888	\$24,888
1874	S	1.000	Facilities/Grounds Attend II	\$22,980	\$22,980
1882	S	1.000	Facilities/Grounds Attend II	\$23,808	\$23,808
1906	S	1.000	Facilities/Grounds Attend II	\$25,212	\$25,212
2039	S	1.000	Facilities/Grounds Attend II	\$24,660	\$24,660
2080	S	1.000	Facilities/Grounds Attendant	\$21,804	\$21,804
2081	S	1.000	Facilities/Grounds Attend II	\$0	\$22,980
2082	S	1.000	Facilities/Grounds Attend II	\$23,628	\$23,628
2117	S	1.000	Facilities/Grounds Attendant	\$21,804	\$21,804
2168	S	1.000	Facilities/Grounds Attendant	\$22,512	\$22,512
<b>Admin:</b>	<b>0.000</b>	<b>Staff:</b>	<b>79.000</b>	<b>Admin Pro:</b>	<b>0.000</b>
<b>Faculty:</b>	<b>0.000</b>	<b>Acad Pro:</b>	<b>0.000</b>	<b>Contract:</b>	<b>0.000</b>
					<b>\$1,979,088</b>

Position	Type	FTE	Title	Salary	Budget
<b>1100</b>	<b>12296</b>		<b>Paint Shop</b>		
0148	S	1.000	Painter	\$34,296	\$34,296
0617	S	1.000	Signwriter	\$34,704	\$34,704
1315	S	1.000	Painter	\$39,240	\$39,240
1329	S	1.000	Painter	\$34,032	\$34,032
1349	S	1.000	Painter	\$39,240	\$39,240
<b>Admin:</b>	<b>0.000</b>	<b>Staff:</b>	<b>5.000</b>	<b>Admin Pro:</b>	<b>0.000</b>
<b>Faculty:</b>	<b>0.000</b>	<b>Acad Pro:</b>	<b>0.000</b>	<b>Contract:</b>	<b>0.000</b>
					<b>\$181,512</b>
<b>1100</b>	<b>12297</b>		<b>Electrical Shop</b>		
0566	S	1.000	Electrician, Senior	\$58,332	\$58,332
0769	S	1.000	Manager,Electrical Shop	\$62,040	\$62,040
1469	S	1.000	Electrician	\$41,400	\$41,400
1691	S	1.000	Electrician	\$51,396	\$51,396
1697	S	1.000	Electrician	\$51,060	\$51,060
1794	S	1.000	Electrician	\$48,624	\$48,624
1864	S	1.000	Electrician	\$49,188	\$49,188
<b>Admin:</b>	<b>0.000</b>	<b>Staff:</b>	<b>7.000</b>	<b>Admin Pro:</b>	<b>0.000</b>
<b>Faculty:</b>	<b>0.000</b>	<b>Acad Pro:</b>	<b>0.000</b>	<b>Contract:</b>	<b>0.000</b>
					<b>\$362,040</b>
<b>1100</b>	<b>12304</b>		<b>Grounds Services</b>		
0293	S	1.000	Coordinator,Landscaping Svcs	\$32,628	\$32,628
0490	S	1.000	Mgr, Univ Landscaping & Grnds	\$49,092	\$49,092
0955	S	1.000	Coordinator,Landscaping Svcs	\$35,832	\$35,832
1217	S	1.000	Asst Mgr,Unv Landscaping&Grnds	\$49,020	\$49,020
1845	S	1.000	Coordinator,Landscaping Svcs	\$32,628	\$32,628
<b>Admin:</b>	<b>0.000</b>	<b>Staff:</b>	<b>5.000</b>	<b>Admin Pro:</b>	<b>0.000</b>
<b>Faculty:</b>	<b>0.000</b>	<b>Acad Pro:</b>	<b>0.000</b>	<b>Contract:</b>	<b>0.000</b>
					<b>\$199,200</b>

Position	Type	FTE	Title	Salary	Budget
<b>1100</b>	<b>12307</b>	<b>Plumbing Shop</b>			
0114	S	1.000	Plumber/Pipefitter	\$0	\$41,400
0413	S	1.000	Manager, Plumbing Shop	\$53,520	\$53,520
0689	S	1.000	Preventive Mt Technician	\$33,780	\$33,780
0895	S	1.000	Plumber/Pipefitter	\$41,400	\$41,400
1368	S	1.000	Welder/Plumber/Pipefitter	\$50,256	\$50,256
1507	S	1.000	Plumber/Pipefitter	\$45,180	\$45,180
1804	S	1.000	Plumber/Pipefitter, Senior	\$46,824	\$46,824
<b>Admin:</b>	<b>0.000</b>	<b>Staff:</b>	<b>7.000</b>	<b>Admin Pro:</b>	<b>0.000</b>
<b>Faculty:</b>	<b>0.000</b>	<b>Acad Pro:</b>	<b>0.000</b>	<b>Contract:</b>	<b>0.000</b>
<b>\$312,360</b>					
<b>1100</b>	<b>12309</b>	<b>Central Energy Plant</b>			
0152	S	1.000	Auxiliary Operator	\$38,172	\$38,172
0159	S	1.000	Technician/Operator (Cep)	\$45,024	\$45,024
0190	S	1.000	Mechanic/Operator, CEP, Senior	\$58,680	\$58,680
0406	S	1.000	Plant Operator	\$45,024	\$45,024
0548	S	1.000	Auxiliary Operator	\$41,556	\$41,556
0663	S	1.000	Mechanic/Operator, Cep	\$52,908	\$52,908
0842	S	1.000	Asst Mgr, Central Energy Plant	\$62,040	\$62,040
0849	S	1.000	Plant Operator	\$52,620	\$52,620
0970	S	1.000	Plant Operator	\$54,768	\$54,768
0994	S	1.000	Mechanic/Operator, Cep	\$45,024	\$45,024
1078	S	1.000	Mgr, Central Energy Plant	\$66,000	\$66,000
1134	S	1.000	Auxiliary Operator	\$38,172	\$38,172
1183	S	1.000	Plant Operator	\$53,076	\$53,076
1701	S	1.000	Auxiliary Operator	\$38,172	\$38,172
<b>Admin:</b>	<b>0.000</b>	<b>Staff:</b>	<b>14.000</b>	<b>Admin Pro:</b>	<b>0.000</b>
<b>Faculty:</b>	<b>0.000</b>	<b>Acad Pro:</b>	<b>0.000</b>	<b>Contract:</b>	<b>0.000</b>
<b>\$691,236</b>					



Position	Type	FTE	Title	Salary	Budget
<b>1100</b>	<b>12311</b>		<b>Preventive Maint</b>		
1319	S	1.000	Preventive Mt Technician	\$32,628	\$32,628
1513	S	1.000	Preventive Mt Technician, Sr	\$38,172	\$38,172
1514	S	1.000	Preventive Mt Technician	\$32,628	\$32,628
1515	S	1.000	Mgr, Preventive Maintenance	\$52,752	\$52,752
1757	S	1.000	Preventive Mt Technician	\$32,628	\$32,628
<b>Admin:</b>	<b>0.000</b>	<b>Staff:</b>	<b>5.000</b>	<b>Admin Pro:</b>	<b>0.000</b>
<b>Faculty:</b>	<b>0.000</b>	<b>Acad Pro:</b>	<b>0.000</b>	<b>Contract:</b>	<b>0.000</b>
					<b>\$188,808</b>
<b>1100</b>	<b>12320</b>		<b>Facilities Engineering</b>		
0412	S	1.000	Project Coordinator, Assistant	\$31,824	\$31,824
0669	S	1.000	Project Mgr,Const & Design, Sr	\$63,408	\$63,408
0672	Z	1.000	Deputy Dir,Facilities Engr'ing	\$87,408	\$87,408
0995	S	1.000	Office Associate, Senior	\$34,008	\$34,008
1120	S	1.000	Project Mgr, Constr & Design	\$52,416	\$52,416
1284	S	1.000	Project Mgr, Constr & Design	\$52,512	\$52,512
1341	S	1.000	Engineer, Senior	\$82,752	\$82,752
1347	S	1.000	Project Mgr,Const & Design, Sr	\$58,356	\$58,356
1448	S	1.000	Project Mgr, Constr & Design	\$59,064	\$59,064
1690	S	1.000	Engineer, Senior	\$83,808	\$83,808
1706	S	1.000	Design Engineer	\$58,356	\$58,356
<b>Admin:</b>	<b>0.000</b>	<b>Staff:</b>	<b>10.000</b>	<b>Admin Pro:</b>	<b>1.000</b>
<b>Faculty:</b>	<b>0.000</b>	<b>Acad Pro:</b>	<b>0.000</b>	<b>Contract:</b>	<b>0.000</b>
					<b>\$663,912</b>
<b>1100</b>	<b>12322</b>		<b>Athletic Facilities</b>		
0266	S	1.000	Athletics Operator/Tech III	\$29,820	\$29,820
0420	S	1.000	Athletics Operator/Tech IV	\$34,608	\$34,608
0523	S	1.000	Athletics Operator/Tech II	\$25,932	\$25,932
0581	S	1.000	Athletics Operator/Tech II	\$25,944	\$25,944
1192	S	1.000	Athletics Operator/Tech IV	\$32,628	\$32,628
1237	S	1.000	Athletics Operator/Tech II	\$24,036	\$27,900
1509	S	1.000	Office Associate	\$30,168	\$30,168
1861	S	1.000	Athletics Operator/Tech IV	\$35,604	\$35,604
2076	S	1.000	Athletics Operator/Tech I	\$22,248	\$22,248
2077	S	1.000	Athletics Operator/Tech III	\$27,900	\$27,900
2190	S	1.000	Athletics Operator/Tech III	\$31,860	\$31,860
2207	S	1.000	Athletics Operator/Tech III	\$30,264	\$30,264

Position	Type	FTE	Title	Salary	Budget	
<b>1100</b>	<b>12322</b>	<b>Athletic Facilities</b>				
4019	S	0.500	Mechanic, Master	\$37,260	\$18,630	
4236	S	0.500	Athletics Operator/Tech III	\$27,900	\$13,950	
4465	S	0.500	Athletics Operator/Tech IV	\$32,628	\$16,314	
4488	S	0.500	Mechanic	\$30,168	\$15,084	
4586	S	0.576	Athletics Operator/Tech II	\$0	\$16,314	
<b>Admin:</b>	<b>0.000</b>	<b>Staff:</b>	<b>14.576</b>	<b>Admin Pro:</b>	<b>0.000</b>	
<b>Faculty:</b>	<b>0.000</b>	<b>Acad Pro:</b>	<b>0.000</b>	<b>Contract:</b>	<b>0.000</b>	
					<b>\$435,168</b>	
<b>1100</b>	<b>12324</b>	<b>Campus Planning</b>				
0509	S	0.697	Manager, Capital Projects	\$69,360	\$48,334	
1005	A	1.000	Dir, Facilities Planning	\$115,008	\$115,008	
1692	S	1.000	Business Manager, Executive	\$71,988	\$71,988	
1695	S	0.648	Assoc Dir, Facilities Planning	\$94,572	\$61,295	
2161	S	0.522	Engineer, LEED	\$49,092	\$25,620	
2532	S	1.000	Office Associate	\$30,168	\$30,168	
2584	Z	1.000	Deputy Dir Facilities Planning	\$96,000	\$96,000	
2597	S	1.000	Assoc Dir, Facilities Planning	\$84,804	\$84,804	
2607	S	1.000	Assoc Dir, Facilities Planning	\$89,232	\$89,232	
2610	S	1.000	Mgr, Space Allocation	\$0	\$50,760	
<b>Admin:</b>	<b>1.000</b>	<b>Staff:</b>	<b>6.867</b>	<b>Admin Pro:</b>	<b>1.000</b>	
<b>Faculty:</b>	<b>0.000</b>	<b>Acad Pro:</b>	<b>0.000</b>	<b>Contract:</b>	<b>0.000</b>	
					<b>\$673,209</b>	
<b>1100</b>	<b>12358</b>	<b>Office of the President</b>				
0364	A	1.000	President	\$350,004	\$350,004	
0685	Z	1.000	Spec Asst To Pres/Admin Aff	\$89,172	\$89,172	
1488	Z	1.000	Sr. Administrative Assistant	\$40,008	\$40,008	
1527	A	1.000	Special Asst to the President/	\$90,000	\$90,000	
2525	S	1.000	Exec Adm Asst to the President	\$67,548	\$67,548	
<b>Admin:</b>	<b>2.000</b>	<b>Staff:</b>	<b>1.000</b>	<b>Admin Pro:</b>	<b>2.000</b>	
<b>Faculty:</b>	<b>0.000</b>	<b>Acad Pro:</b>	<b>0.000</b>	<b>Contract:</b>	<b>0.000</b>	
					<b>\$636,732</b>	

Position	Type	FTE	Title	Salary	Budget
<b>1100</b>	<b>12366</b>		<b>Ofc/Vice President/Student Aff</b>		
0553	S	1.000	Mgr, Marketing/Programs	\$45,024	\$45,024
0716	A	1.000	Vice President	\$164,988	\$164,988
0853	Z	1.000	Asst To The VP, Student Affairs	\$0	\$75,564
1575	S	1.000	Office Associate, Senior	\$40,572	\$40,572
2098	S	1.000	Accountant	\$44,472	\$44,472
<b>Admin:</b>	<b>1.000</b>	<b>Staff:</b>	<b>3.000</b>	<b>Admin Pro:</b>	<b>1.000</b>
<b>Faculty:</b>	<b>0.000</b>	<b>Acad Pro:</b>	<b>0.000</b>	<b>Contract:</b>	<b>0.000</b>
					<b>\$370,620</b>
<b>1100</b>	<b>12367</b>		<b>VP-Research&amp;Economic Develop</b>		
0623	S	1.000	Staff Assistant, Executive	\$60,156	\$60,156
0639	A	1.000	Assoc VP, Research	\$156,864	\$156,864
1259	A	1.000	Vice President	\$212,652	\$212,652
1262	A	1.000	Assoc VP, Research	\$0	\$167,784
1902	S	1.000	Manager, Research Services	\$74,676	\$74,676
2138	S	1.000	Business Manager, Executive	\$56,952	\$56,952
2195	A	1.000	Director/Lecturer, Sr ETT	\$95,280	\$95,280
2518	S	1.000	Staff Assistant	\$38,172	\$38,172
2582	Z	1.000	Research Compliance Attorney	\$65,004	\$65,004
<b>Admin:</b>	<b>4.000</b>	<b>Staff:</b>	<b>4.000</b>	<b>Admin Pro:</b>	<b>1.000</b>
<b>Faculty:</b>	<b>0.000</b>	<b>Acad Pro:</b>	<b>0.000</b>	<b>Contract:</b>	<b>0.000</b>
					<b>\$927,540</b>
<b>1100</b>	<b>12369</b>		<b>Sponsored Programs</b>		
0263	S	1.000	Coord, Sponsored ProgramsAdmin	\$55,764	\$55,764
0272	S	0.930	Manager, Sponsored Programs	\$87,372	\$81,276
0902	S	1.000	Coord, Elec Research Admin	\$53,040	\$53,040
1280	S	1.000	Staff Assistant	\$38,172	\$38,172
2577	S	1.000	Coord, Sponsored ProgramsAdmin	\$45,024	\$45,024
<b>Admin:</b>	<b>0.000</b>	<b>Staff:</b>	<b>4.930</b>	<b>Admin Pro:</b>	<b>0.000</b>
<b>Faculty:</b>	<b>0.000</b>	<b>Acad Pro:</b>	<b>0.000</b>	<b>Contract:</b>	<b>0.000</b>
					<b>\$273,276</b>

Position	Type	FTE	Title	Salary	Budget
<b>1100</b>	<b>12371</b>	<b>Postal Service</b>			
0230	S	1.000	Univ Postal Mail Carrier, Sr	\$30,048	\$30,048
0671	S	1.000	Univ Postal Mail Carrier	\$26,004	\$26,004
1181	S	1.000	Mgr, Postal Services	\$50,184	\$50,184
1214	S	1.000	Asst Mgr, Postal Services	\$32,748	\$32,748
4268	S	0.150	Accountant	\$45,780	\$6,867
<b>Admin:</b>	<b>0.000</b>	<b>Staff:</b>	<b>4.150</b>	<b>Admin Pro:</b>	<b>0.000</b>
<b>Faculty:</b>	<b>0.000</b>	<b>Acad Pro:</b>	<b>0.000</b>	<b>Contract:</b>	<b>0.000</b>
					<b>\$145,851</b>
<b>1100</b>	<b>12372</b>	<b>Univ Relations</b>			
0164	S	1.000	Communications Specialist	\$46,968	\$46,968
0740	S	1.000	Office Assistant, Senior	\$26,952	\$26,952
0903	S	1.000	Telephone Operator	\$25,428	\$25,428
1051	A	1.000	Dir, University Marketing	\$93,000	\$93,000
1336	S	1.000	Communications Specialist	\$66,156	\$66,156
1366	S	1.000	Website Strategist	\$58,356	\$58,356
1536	S	1.000	Communications Specialist	\$51,084	\$51,084
1608	S	1.000	Supv, Institutional Publicatio	\$55,968	\$55,968
1685	S	1.000	Office Associate, Senior	\$37,248	\$37,248
2079	S	1.000	Office Assistant, Senior	\$28,152	\$28,152
2089	S	1.000	Web Supervisor	\$56,688	\$56,688
2534	A	1.000	Director, Communications	\$96,600	\$96,600
2535	S	1.000	Managing Editor	\$55,968	\$55,968
2540	S	1.000	Photographic Technician	\$37,656	\$37,656
2606	S	1.000	Web Site Designer/Developer, Sr	\$0	\$49,092
2613	S	1.000	Mgr, Photographic Services	\$45,096	\$45,096
<b>Admin:</b>	<b>2.000</b>	<b>Staff:</b>	<b>14.000</b>	<b>Admin Pro:</b>	<b>0.000</b>
<b>Faculty:</b>	<b>0.000</b>	<b>Acad Pro:</b>	<b>0.000</b>	<b>Contract:</b>	<b>0.000</b>
					<b>\$830,412</b>
<b>1100</b>	<b>12374</b>	<b>Personnel Admin</b>			
0111	S	1.000	Mgr, Human Resources	\$69,372	\$69,372
0130	S	1.000	Human Resources Specialist, Sr	\$45,768	\$45,768
0218	S	1.000	Staff Assistant	\$44,964	\$44,964
0399	S	1.000	Human Resources Specialist, Sr	\$40,008	\$40,008
0578	S	1.000	Human Resources Specialist	\$32,628	\$32,628
1014	A	1.000	Dir, Human Resources	\$128,004	\$128,004
1121	S	1.000	Mgr, Human Resources	\$68,964	\$68,964

Position	Type	FTE	Title	Salary	Budget
<b>1100</b>	<b>12374</b>	<b>Personnel Admin</b>			
1123	S	1.000	Human Resources Specialist, Sr	\$40,008	\$40,008
1189	S	1.000	Payroll Specialist	\$34,908	\$34,908
1229	S	1.000	HRIS Specialist	\$40,008	\$40,008
1248	S	1.000	Payroll Specialist	\$41,700	\$41,700
1350	S	1.000	Mgr, Human Resources	\$85,008	\$85,008
1519	S	1.000	Human Resources Specialist, Sr	\$40,008	\$40,008
1607	S	1.000	Human Resources Specialist, Sr	\$40,008	\$40,008
1740	S	1.000	Mgr, Payroll	\$81,228	\$81,228
1749	S	1.000	Human Resources Specialist, Sr	\$41,904	\$41,904
1834	S	1.000	Asst Mgr, Payroll	\$53,328	\$53,328
1938	S	1.000	Mgr, Human Resources	\$70,656	\$70,656
2510	S	1.000	Mgr, Human Resources	\$68,964	\$68,964
2638	S	1.000	Human Resources Specialist	\$32,628	\$32,628
<b>Admin:</b>	<b>1.000</b>	<b>Staff:</b>	<b>19.000</b>	<b>Admin Pro:</b>	<b>0.000</b>
<b>Faculty:</b>	<b>0.000</b>	<b>Acad Pro:</b>	<b>0.000</b>	<b>Contract:</b>	<b>0.000</b>
					<b>\$1,100,064</b>
<b>1100</b>	<b>12375</b>	<b>IT/Admin Systems-Division Ofc</b>			
0256	S	1.000	Database Analyst	\$90,408	\$90,408
0296	S	1.000	Network Security Analyst, Exec	\$73,356	\$73,356
0427	S	1.000	Systems Specialist	\$76,920	\$76,920
0471	S	1.000	Systems Programmer, Senior	\$58,356	\$58,356
0473	S	1.000	Data Center Specialist, I	\$35,856	\$35,856
0734	A	1.000	Director	\$102,708	\$102,708
0764	S	1.000	Database Analyst	\$78,336	\$78,336
0973	S	1.000	Systems Programmer	\$53,520	\$53,520
0980	S	1.000	Database Analyst	\$77,460	\$77,460
1135	S	1.000	Systems Specialist	\$63,912	\$63,912
1139	S	1.000	Systems Specialist	\$59,616	\$59,616
1141	S	1.000	Project Manager, Info Tech	\$81,936	\$81,936
1179	S	1.000	Manager, Data Centers	\$88,008	\$88,008
1186	S	1.000	Computer Programmer, Senior	\$35,292	\$35,292
1378	S	1.000	Systems Specialist	\$78,048	\$78,048
1888	S	1.000	Programmer Analyst, Senior	\$55,020	\$55,020
1930	S	1.000	Database Administrator	\$100,020	\$100,020
1932	S	1.000	Computer Support Specialist, Sr	\$49,680	\$49,680
2128	S	1.000	Programmer Analyst, Senior	\$55,380	\$55,380
2129	S	1.000	Programmer Analyst, Executive	\$69,108	\$69,108

Position	Type	FTE	Title	Salary	Budget	
<b>1100</b>	<b>12375</b>	<b>IT/Admin Systems-Division Ofc</b>				
2130	S	1.000	Applications Security Analyst	\$67,488	\$67,488	
2531	S	1.000	Database Analyst	\$76,596	\$76,596	
4428	S	0.500	Programmer Analyst	\$41,400	\$20,700	
4473	S	0.500	Computer Support Specialist,Sr	\$46,848	\$23,424	
4474	S	0.500	Project Manager, Info Tech	\$0	\$42,054	
<b>Admin:</b>	<b>1.000</b>	<b>Staff:</b>	<b>22.500</b>	<b>Admin Pro:</b>	<b>0.000</b>	
<b>Faculty:</b>	<b>0.000</b>	<b>Acad Pro:</b>	<b>0.000</b>	<b>Contract:</b>	<b>0.000</b>	
					<b>\$1,613,202</b>	
<b>1100</b>	<b>12384</b>	<b>Institutional Analysis</b>				
0231	S	1.000	Assoc Dir, Inst Analysis	\$75,492	\$75,492	
0481	P	1.000	Research Scientist,Assoc ETT	\$59,112	\$59,112	
1928	P	1.000	Research Scientist, Asst	\$50,328	\$50,328	
2011	S	1.000	Information Specialist	\$50,556	\$50,556	
<b>Admin:</b>	<b>0.000</b>	<b>Staff:</b>	<b>2.000</b>	<b>Admin Pro:</b>	<b>0.000</b>	
<b>Faculty:</b>	<b>0.000</b>	<b>Acad Pro:</b>	<b>2.000</b>	<b>Contract:</b>	<b>0.000</b>	
					<b>\$235,488</b>	
<b>1100</b>	<b>12385</b>	<b>Internal Auditor</b>				
0141	A	1.000	Auditor, Senior	\$65,004	\$65,004	
1011	A	1.000	Internal Auditor	\$95,004	\$95,004	
<b>Admin:</b>	<b>2.000</b>	<b>Staff:</b>	<b>0.000</b>	<b>Admin Pro:</b>	<b>0.000</b>	
<b>Faculty:</b>	<b>0.000</b>	<b>Acad Pro:</b>	<b>0.000</b>	<b>Contract:</b>	<b>0.000</b>	
					<b>\$160,008</b>	
<b>1100</b>	<b>12387</b>	<b>UW Articulation</b>				
1072	S	1.000	Staff Assistant	\$46,764	\$46,764	
<b>Admin:</b>	<b>0.000</b>	<b>Staff:</b>	<b>1.000</b>	<b>Admin Pro:</b>	<b>0.000</b>	
<b>Faculty:</b>	<b>0.000</b>	<b>Acad Pro:</b>	<b>0.000</b>	<b>Contract:</b>	<b>0.000</b>	
					<b>\$46,764</b>	
<b>1100</b>	<b>12389</b>	<b>Office of Academic Affairs</b>				
0375	S	1.000	Office Associate, Senior	\$32,628	\$32,628	
0390	S	1.000	Asst To The Vice President	\$54,984	\$54,984	
0550	A	1.000	Provost & VicePres, Acad Affairs	\$242,004	\$242,004	
0643	P	1.000	Research Scientist, Asst	\$60,540	\$60,540	
0751	S	1.000	Staff Assistant	\$41,940	\$41,940	

Position	Type	FTE	Title	Salary	Budget	
<b>1100</b>	<b>12389</b>	<b>Office of Academic Affairs</b>				
0982	A	1.000	Assoc Provost, Acad Affairs	\$161,376	\$161,376	
0984	A	1.000	Assoc Provost, Acad Affairs	\$170,004	\$170,004	
1398	S	1.000	Business Manager, Executive	\$58,824	\$58,824	
1493	A	1.000	Assoc Provost, Acad Affairs	\$167,784	\$167,784	
2192	P	1.000	Research Scientist, Asst	\$52,008	\$52,008	
2609	S	1.000	Information Specialist	\$45,024	\$45,024	
<b>Admin:</b>	<b>4.000</b>	<b>Staff:</b>	<b>5.000</b>	<b>Admin Pro:</b>	<b>0.000</b>	
<b>Faculty:</b>	<b>0.000</b>	<b>Acad Pro:</b>	<b>2.000</b>	<b>Contract:</b>	<b>0.000</b>	
					<b>\$1,087,116</b>	
<b>1100</b>	<b>12394</b>	<b>International Progrms</b>				
0189	A	1.000	Assoc Dean/Director	\$94,140	\$94,140	
0338	S	1.000	Office Associate, Senior	\$34,896	\$34,896	
4498	S	0.511	Project Coordinator	\$42,756	\$21,844	
<b>Admin:</b>	<b>1.000</b>	<b>Staff:</b>	<b>1.511</b>	<b>Admin Pro:</b>	<b>0.000</b>	
<b>Faculty:</b>	<b>0.000</b>	<b>Acad Pro:</b>	<b>0.000</b>	<b>Contract:</b>	<b>0.000</b>	
					<b>\$150,880</b>	
<b>1100</b>	<b>12397</b>	<b>Shipping &amp; Receiving</b>				
0356	S	1.000	Materials Handler/Hazmat Spec	\$26,100	\$26,100	
0929	S	1.000	Supv, Shipping & Receiving	\$48,216	\$48,216	
0952	S	1.000	Materials Handler/Hazmat Spec	\$28,776	\$28,776	
<b>Admin:</b>	<b>0.000</b>	<b>Staff:</b>	<b>3.000</b>	<b>Admin Pro:</b>	<b>0.000</b>	
<b>Faculty:</b>	<b>0.000</b>	<b>Acad Pro:</b>	<b>0.000</b>	<b>Contract:</b>	<b>0.000</b>	
					<b>\$103,092</b>	
<b>1100</b>	<b>12398</b>	<b>Univ Safety Office</b>				
0620	S	1.000	Safety Specialist	\$61,896	\$61,896	
0718	S	1.000	Safety Specialist	\$49,092	\$49,092	
1129	S	1.000	Asst Dir, Env Health & Safety	\$72,348	\$72,348	
1468	S	1.000	Hazardous Materials Specialist	\$48,096	\$48,096	
1622	S	1.000	Office Associate	\$34,500	\$34,500	
1662	S	1.000	Supv, Hazardous Materials	\$55,836	\$55,836	
2058	S	1.000	Hazardous Materials Technician	\$30,168	\$30,168	

Position	Type	FTE	Title	Salary	Budget	
<b>1100</b>	<b>12398</b>	<b>Univ Safety Office</b>				
2140	S	1.000	Coordinator, Hazardous Stores	\$51,384	\$51,384	
2583	S	1.000	Safety Specialist	\$49,092	\$49,092	
2611	A	1.000	Dir, Env Health & Safety	\$89,004	\$89,004	
<b>Admin:</b>	<b>1.000</b>	<b>Staff:</b>	<b>9.000</b>	<b>Admin Pro:</b>	<b>0.000</b>	
<b>Faculty:</b>	<b>0.000</b>	<b>Acad Pro:</b>	<b>0.000</b>	<b>Contract:</b>	<b>0.000</b>	
					<b>\$541,416</b>	
<b>1100</b>	<b>12400</b>	<b>Campus Police</b>				
0237	S	1.000	Police Officer	\$38,172	\$38,172	
0468	S	1.000	Police Sergeant	\$50,592	\$50,592	
0536	S	1.000	Police Officer	\$38,172	\$38,172	
0606	S	1.000	Police Officer	\$38,172	\$38,172	
0612	S	1.000	Security Officer	\$28,884	\$28,884	
0615	S	1.000	Police Sergeant	\$49,092	\$49,092	
0634	S	1.000	Police Sergeant	\$51,552	\$51,552	
0838	S	1.000	Police Sergeant	\$50,592	\$50,592	
0863	S	1.000	Security Officer	\$29,004	\$29,004	
1230	S	1.000	Office Assistant, Senior	\$24,036	\$24,036	
1240	S	1.000	Assistant Chief of Police	\$0	\$38,172	
1317	A	1.000	Chief Of Police	\$96,012	\$96,012	
1828	S	1.000	Police Officer	\$38,172	\$38,172	
1836	S	1.000	Police Officer	\$38,172	\$38,172	
1851	S	1.000	Police Officer	\$39,516	\$39,516	
1911	S	1.000	Security Officer	\$27,900	\$27,900	
1921	S	0.834	Office Associate	\$37,632	\$31,385	
1933	S	1.000	Police Officer	\$38,172	\$38,172	
2588	S	1.000	Police Officer	\$38,172	\$38,172	
2589	S	1.000	Security Officer	\$27,900	\$27,900	
<b>Admin:</b>	<b>1.000</b>	<b>Staff:</b>	<b>18.834</b>	<b>Admin Pro:</b>	<b>0.000</b>	
<b>Faculty:</b>	<b>0.000</b>	<b>Acad Pro:</b>	<b>0.000</b>	<b>Contract:</b>	<b>0.000</b>	
					<b>\$811,841</b>	



Position	Type	FTE	Title	Salary	Budget
<b>1100</b>	<b>12402</b>	<b>Centrex Telephone</b>			
1020	S	1.000	Police Dispatcher	\$32,916	\$32,916
1026	S	1.000	Police Dispatcher	\$31,248	\$31,248
1028	S	1.000	Police Dispatcher	\$30,168	\$30,168
1032	S	1.000	Police Dispatcher	\$30,168	\$30,168
1850	S	1.000	Police Dispatcher, Senior	\$32,628	\$32,628
1921	S	0.166	Office Associate	\$37,632	\$6,248
<b>Admin:</b>	<b>0.000</b>	<b>Staff:</b>	<b>5.166</b>	<b>Admin Pro:</b>	<b>0.000</b>
<b>Faculty:</b>	<b>0.000</b>	<b>Acad Pro:</b>	<b>0.000</b>	<b>Contract:</b>	<b>0.000</b>
					<b>\$163,376</b>
<b>1100</b>	<b>12404</b>	<b>Faculty Senate</b>			
2202	S	1.000	Office Associate	\$38,580	\$38,580
<b>Admin:</b>	<b>0.000</b>	<b>Staff:</b>	<b>1.000</b>	<b>Admin Pro:</b>	<b>0.000</b>
<b>Faculty:</b>	<b>0.000</b>	<b>Acad Pro:</b>	<b>0.000</b>	<b>Contract:</b>	<b>0.000</b>
					<b>\$38,580</b>
<b>1100</b>	<b>12422</b>	<b>Office Of Development</b>			
0222	Z	1.000	Assoc Director Planned Giving	\$88,008	\$88,008
0485	Z	1.000	Major Gift Officer	\$0	\$75,000
0821	Z	1.000	Major Gift Officer	\$0	\$78,000
0828	Z	1.000	Major Gift Officer	\$75,000	\$75,000
1000	Z	1.000	Special Events Coordinator	\$64,524	\$64,524
1033	Z	1.000	Major Gift Officer	\$75,000	\$75,000
1759	A	1.000	Director	\$98,616	\$98,616
2003	A	1.000	Chf Fin Ofcr/Dir Fin Svcs	\$133,752	\$133,752
2004	S	1.000	Associate Director, Foundation	\$63,912	\$63,912
2005	S	1.000	Business Manager, Executive	\$74,652	\$74,652
2006	S	1.000	Office Assistant, Senior	\$24,036	\$24,036
2007	S	1.000	Computer Support Specialist,Sr	\$45,024	\$45,024
2008	S	1.000	Accountant	\$41,400	\$41,400
2009	A	1.000	Director	\$103,404	\$103,404
2013	A	1.000	Director, Instl Adv Ops	\$99,180	\$99,180
2016	A	1.000	Director	\$61,200	\$61,200
2028	A	1.000	Senior Dir, Corp & Fnd Giving	\$115,008	\$115,008
2085	S	1.000	Office Assistant, Senior	\$0	\$24,036
2092	Z	1.000	Dir, Prospect Management	\$85,008	\$85,008
2094	Z	1.000	Major Gift Officer	\$75,000	\$75,000
2095	S	1.000	Coord, Prospect Research	\$45,024	\$45,024

Position	Type	FTE	Title	Salary	Budget	
<b>i 1100</b>	<b>12422</b>	<b>Office Of Development</b>				
2127	S	1.000	Office Associate	\$37,884	\$37,884	
2503	S	1.000	Coord, Foundation Affairs	\$45,024	\$45,024	
2504	A	1.000	Assoc Vice President	\$144,792	\$144,792	
2522	S	1.000	Office Assistant, Senior	\$27,336	\$27,336	
2523	S	1.000	Research Associate I	\$36,648	\$36,648	
2524	S	1.000	Staff Assistant	\$38,172	\$38,172	
2602	S	1.000	Coord, Area Public Relations	\$38,172	\$38,172	
2603	S	1.000	Supervisor, Call Center	\$47,052	\$47,052	
4034	S	0.500	Web Site Coordinator	\$41,400	\$20,700	
4093	S	0.500	Accountant	\$41,400	\$20,700	
4175	S	0.500	Computer Support Specialist,Sr	\$53,040	\$26,520	
4240	S	0.500	Foundation & Corp Relations Sp	\$35,292	\$17,646	
4317	S	0.500	Editor	\$41,400	\$20,700	
4486	S	0.500	Staff Assistant	\$38,172	\$19,086	
4491	S	0.500	Accountant, Senior	\$45,024	\$22,512	
4556	S	0.500	Office Assistant, Senior	\$0	\$13,068	
4557	S	0.500	Information Specialist	\$45,024	\$22,512	
4564	Z	0.500	Major Gift Officer	\$0	\$37,500	
<b>Admin:</b>	<b>7.000</b>	<b>Staff:</b>	<b>18.500</b>	<b>Admin Pro:</b>	<b>8.500</b>	
<b>Faculty:</b>	<b>0.000</b>	<b>Acad Pro:</b>	<b>0.000</b>	<b>Contract:</b>	<b>0.000</b>	
					<b>\$2,180,808</b>	
<b>1100</b>	<b>12426</b>	<b>Real Estate Operations</b>				
0246	S	1.000	Manager,Real Estate Operations	\$70,020	\$70,020	
<b>Admin:</b>	<b>0.000</b>	<b>Staff:</b>	<b>1.000</b>	<b>Admin Pro:</b>	<b>0.000</b>	
<b>Faculty:</b>	<b>0.000</b>	<b>Acad Pro:</b>	<b>0.000</b>	<b>Contract:</b>	<b>0.000</b>	
					<b>\$70,020</b>	
<b>1100</b>	<b>12434</b>	<b>Vice Pres for Administration</b>				
1545	A	1.000	Vice President	\$0	\$236,004	
1560	Z	1.000	Asst to the VP, Administration	\$58,212	\$58,212	
<b>Admin:</b>	<b>1.000</b>	<b>Staff:</b>	<b>0.000</b>	<b>Admin Pro:</b>	<b>1.000</b>	
<b>Faculty:</b>	<b>0.000</b>	<b>Acad Pro:</b>	<b>0.000</b>	<b>Contract:</b>	<b>0.000</b>	
					<b>\$294,216</b>	

Position	Type	FTE	Title	Salary	Budget
<b>1100</b>	<b>12437</b>	<b>Accounting Office</b>			
0186	S	1.000	Asst Mgr, Accounting	\$85,008	\$85,008
0221	S	1.000	Office Assistant	\$21,804	\$21,804
0229	S	1.000	Accountant	\$44,004	\$44,004
0382	S	1.000	Asst Supv, Accounts Payable	\$45,540	\$45,540
0411	S	1.000	Accounts Payable Assistant	\$27,900	\$27,900
0608	S	1.000	Office Assistant	\$25,200	\$25,200
0619	S	1.000	Property Specialist	\$24,036	\$24,036
0687	S	1.000	Accounting Associate	\$34,740	\$34,740
0712	S	1.000	Accountant, Professional	\$60,600	\$60,600
0812	S	1.000	Property Specialist	\$24,036	\$24,036
0847	S	1.000	Mgr, Accounting	\$95,016	\$95,016
1269	S	1.000	Office Assistant	\$21,804	\$21,804
1332	S	1.000	Supv, Accounts Payable	\$48,000	\$48,000
1400	S	1.000	Property Specialist	\$30,216	\$30,216
1445	S	1.000	Accounts Payable Assistant	\$29,820	\$29,820
1532	S	1.000	Office Associate	\$30,168	\$30,168
1621	S	1.000	Accounts Payable Assistant	\$27,900	\$27,900
1758	S	1.000	Accountant	\$51,432	\$51,432
1885	S	1.000	Accounts Payable Assistant	\$30,276	\$30,276
<b>Admin:</b>	<b>0.000</b>	<b>Staff:</b>	<b>19.000</b>	<b>Admin Pro:</b>	<b>0.000</b>
<b>Faculty:</b>	<b>0.000</b>	<b>Acad Pro:</b>	<b>0.000</b>	<b>Contract:</b>	<b>0.000</b>
					<b>\$757,500</b>
<b>1100</b>	<b>12438</b>	<b>Cashiers Office</b>			
0155	S	1.000	Cashier, Senior	\$25,824	\$25,824
0196	S	1.000	Cashier	\$22,980	\$22,980
0991	S	1.000	Cashier, Head	\$40,380	\$40,380
<b>Admin:</b>	<b>0.000</b>	<b>Staff:</b>	<b>3.000</b>	<b>Admin Pro:</b>	<b>0.000</b>
<b>Faculty:</b>	<b>0.000</b>	<b>Acad Pro:</b>	<b>0.000</b>	<b>Contract:</b>	<b>0.000</b>
					<b>\$89,184</b>

Position	Type	FTE	Title	Salary	Budget	
<b>1100</b>	<b>12440</b>	<b>Procurement Services</b>				
0252	S	1.000	Asst Mgr, Univ Procurement Srv	\$54,168	\$54,168	
0822	S	1.000	Mgr, Univ Procurement Srvcs	\$71,040	\$71,040	
0824	S	1.000	Buyer, Senior	\$44,508	\$44,508	
0921	S	1.000	Procurement Srvcs Specialist	\$31,452	\$31,452	
1193	S	1.000	Buyer, Senior	\$47,136	\$47,136	
1452	S	1.000	Buyer, Senior	\$42,396	\$42,396	
1900	S	1.000	Buyer Assistant	\$0	\$30,168	
<b>Admin:</b>	<b>0.000</b>	<b>Staff:</b>	<b>7.000</b>	<b>Admin Pro:</b>	<b>0.000</b>	
<b>Faculty:</b>	<b>0.000</b>	<b>Acad Pro:</b>	<b>0.000</b>	<b>Contract:</b>	<b>0.000</b>	
					<b>\$320,868</b>	
<b>1100</b>	<b>12441</b>	<b>Student Financial Op</b>				
2235	S	1.000	Financial Aid Specialist	\$35,292	\$35,292	
2501	S	1.000	Supv, Student Fin Operations	\$48,036	\$48,036	
<b>Admin:</b>	<b>0.000</b>	<b>Staff:</b>	<b>2.000</b>	<b>Admin Pro:</b>	<b>0.000</b>	
<b>Faculty:</b>	<b>0.000</b>	<b>Acad Pro:</b>	<b>0.000</b>	<b>Contract:</b>	<b>0.000</b>	
					<b>\$83,328</b>	
<b>1100</b>	<b>12442</b>	<b>Office of General Counsel</b>				
0562	A	1.000	Deputy General Counsel	\$110,004	\$110,004	
1898	A	1.000	General Counsel	\$165,204	\$165,204	
2225	Z	1.000	Legal & Legislative Asst	\$44,508	\$44,508	
2599	A	1.000	Associate General Counsel	\$0	\$85,008	
<b>Admin:</b>	<b>3.000</b>	<b>Staff:</b>	<b>0.000</b>	<b>Admin Pro:</b>	<b>1.000</b>	
<b>Faculty:</b>	<b>0.000</b>	<b>Acad Pro:</b>	<b>0.000</b>	<b>Contract:</b>	<b>0.000</b>	
					<b>\$404,724</b>	
<b>1100</b>	<b>12443</b>	<b>Risk Management</b>				
0657	A	1.000	Dir, Risk Mgmt & Insurance	\$103,248	\$103,248	
2157	S	1.000	Risk Management Analyst	\$42,000	\$42,000	
<b>Admin:</b>	<b>1.000</b>	<b>Staff:</b>	<b>1.000</b>	<b>Admin Pro:</b>	<b>0.000</b>	
<b>Faculty:</b>	<b>0.000</b>	<b>Acad Pro:</b>	<b>0.000</b>	<b>Contract:</b>	<b>0.000</b>	
					<b>\$145,248</b>	

Position	Type	FTE	Title	Salary	Budget	
<b>1100</b>	<b>12450</b>	<b>Iss-Student Affairs</b>				
1856	S	1.000	Assoc Dir, Admissions	\$55,608	\$55,608	
2103	S	1.000	Staff Assistant	\$38,892	\$38,892	
2174	S	0.497	Office Associate	\$31,464	\$15,636	
2530	S	1.000	Asst Dir, Admissions	\$41,400	\$41,400	
<b>Admin:</b>	<b>0.000</b>	<b>Staff:</b>	<b>3.497</b>	<b>Admin Pro:</b>	<b>0.000</b>	
<b>Faculty:</b>	<b>0.000</b>	<b>Acad Pro:</b>	<b>0.000</b>	<b>Contract:</b>	<b>0.000</b>	
					<b>\$151,536</b>	
<b>1100</b>	<b>12451</b>	<b>Registration/Records</b>				
0138	S	1.000	Office Assistant, Senior	\$27,768	\$27,768	
0145	S	1.000	Office Assistant, Senior	\$24,036	\$24,036	
0243	S	1.000	Office Assistant, Senior	\$0	\$24,036	
0879	A	1.000	Registrar	\$0	\$90,240	
1061	S	1.000	Cred Analyst/Academic Advisor	\$41,268	\$41,268	
1145	S	1.000	Associate Registrar	\$58,656	\$58,656	
1153	S	1.000	Associate Registrar	\$0	\$56,412	
1249	S	1.000	Office Associate, Senior	\$33,720	\$33,720	
1367	S	1.000	Cred Analyst/Academic Advisor	\$39,204	\$39,204	
1443	S	1.000	Cred Analyst/Academic Advisor	\$41,268	\$41,268	
1449	S	1.000	Information Specialist	\$45,024	\$45,024	
1710	S	1.000	Coord, Marketing	\$0	\$37,704	
1919	S	1.000	Cred Analyst/Academic Advisor	\$40,548	\$40,548	
2169	S	1.000	Office Assistant, Senior	\$27,768	\$27,768	
2595	S	1.000	Cred Analyst/Academic Advisor	\$41,268	\$41,268	
<b>Admin:</b>	<b>1.000</b>	<b>Staff:</b>	<b>14.000</b>	<b>Admin Pro:</b>	<b>0.000</b>	
<b>Faculty:</b>	<b>0.000</b>	<b>Acad Pro:</b>	<b>0.000</b>	<b>Contract:</b>	<b>0.000</b>	
					<b>\$628,920</b>	
<b>1100</b>	<b>12454</b>	<b>SEO</b>				
0526	S	0.923	Assoc Dir, Student Ed Opp	\$61,728	\$56,964	
1661	A	1.000	Dir, Seo	\$81,384	\$81,384	
2538	S	0.853	Office Associate, Senior	\$39,588	\$33,762	
3113	S	0.165	Accountant	\$41,400	\$6,817	
4687	S	0.130	Office Associate	\$33,396	\$4,341	
<b>Admin:</b>	<b>1.000</b>	<b>Staff:</b>	<b>2.071</b>	<b>Admin Pro:</b>	<b>0.000</b>	
<b>Faculty:</b>	<b>0.000</b>	<b>Acad Pro:</b>	<b>0.000</b>	<b>Contract:</b>	<b>0.000</b>	
					<b>\$183,268</b>	

Position	Type	FTE	Title	Salary	Budget	
<b>1100</b>	<b>12455</b>	<b>Student Financial Aid</b>				
0228	S	1.000	Financial Aid Specialist	\$36,372	\$36,372	
0254	S	1.000	Financial Aid Specialist	\$35,292	\$35,292	
0282	S	1.000	Financial Aid Specialist	\$35,292	\$35,292	
0493	S	1.000	Financial Aid Specialist	\$36,372	\$36,372	
0494	S	1.000	Information Specialist	\$45,024	\$45,024	
0516	S	1.000	Financial Aid Specialist	\$35,292	\$35,292	
0592	S	1.000	Financial Aid Specialist	\$35,292	\$35,292	
1010	S	1.000	Business Analyst, Executive	\$55,152	\$55,152	
1030	S	1.000	Asst Dir, Student Fin Aid	\$41,400	\$41,400	
1119	S	1.000	Asst Dir, Student Fin Aid	\$45,864	\$45,864	
1557	S	1.000	Assoc Dir, Student Fin Aid	\$53,520	\$53,520	
1772	S	1.000	Assoc Dir, Student Fin Aid	\$56,424	\$56,424	
1843	S	1.000	Asst Dir, Student Fin Aid	\$42,672	\$42,672	
1855	A	1.000	Dir, Student Financial Aid	\$95,004	\$95,004	
1935	S	1.000	Financial Aid Specialist	\$35,292	\$35,292	
2046	S	1.000	Financial Aid Specialist	\$35,292	\$35,292	
2123	S	1.000	Financial Aid Specialist	\$36,372	\$36,372	
<b>Admin:</b>	<b>1.000</b>	<b>Staff:</b>	<b>16.000</b>	<b>Admin Pro:</b>	<b>0.000</b>	<b>\$755,928</b>
<b>Faculty:</b>	<b>0.000</b>	<b>Acad Pro:</b>	<b>0.000</b>	<b>Contract:</b>	<b>0.000</b>	
<b>1100</b>	<b>12457</b>	<b>Univ Counseling Ctr</b>				
0627	S	0.500	Mental Health Counselor	\$41,400	\$20,700	
1166	S	1.000	Office Assistant, Senior	\$25,944	\$25,944	
1182	S	1.000	Psychologist	\$0	\$49,092	
1615	A	1.000	Director	\$90,000	\$90,000	
1728	S	0.500	Office Associate, Senior	\$33,852	\$16,926	
1765	S	0.512	Assoc Dir, Univ Counseling Ctr	\$58,356	\$29,903	
6181	S	0.500	Mental Health Counselor	\$38,220	\$19,110	
6387	S	0.500	Mental Health Counselor	\$36,648	\$18,324	
<b>Admin:</b>	<b>1.000</b>	<b>Staff:</b>	<b>4.512</b>	<b>Admin Pro:</b>	<b>0.000</b>	<b>\$269,999</b>
<b>Faculty:</b>	<b>0.000</b>	<b>Acad Pro:</b>	<b>0.000</b>	<b>Contract:</b>	<b>0.000</b>	

Position	Type	FTE	Title	Salary	Budget
<b>1100</b>	<b>12460</b>	<b>Multicultural Resources</b>			
0906	S	1.000	Project Coordinator, Senior	\$41,400	\$41,400
<b>Admin:</b>	<b>0.000</b>	<b>Staff:</b>	<b>1.000</b>	<b>Admin Pro:</b>	<b>0.000</b>
<b>Faculty:</b>	<b>0.000</b>	<b>Acad Pro:</b>	<b>0.000</b>	<b>Contract:</b>	<b>0.000</b>
<b>1100</b>	<b>12461</b>	<b>Pepsters</b>			
4487	C	0.500	Head Spirit Squad Coach	\$30,000	\$15,000
<b>Admin:</b>	<b>0.000</b>	<b>Staff:</b>	<b>0.000</b>	<b>Admin Pro:</b>	<b>0.000</b>
<b>Faculty:</b>	<b>0.000</b>	<b>Acad Pro:</b>	<b>0.000</b>	<b>Contract:</b>	<b>0.500</b>
<b>1100</b>	<b>12471</b>	<b>Admissions</b>			
0118	S	1.000	Admissions Processor	\$30,168	\$30,168
0133	S	1.000	Admissions Processor	\$30,168	\$30,168
0162	S	1.000	Asst Dir, Admissions	\$44,580	\$44,580
0208	S	1.000	Admissions Representative	\$35,292	\$35,292
0332	S	1.000	Assoc Dir, Admissions	\$56,580	\$56,580
0378	S	1.000	Admissions Representative	\$35,292	\$35,292
0759	A	1.000	Dir, Admissions	\$90,000	\$90,000
0919	S	1.000	Admissions Processor	\$30,168	\$30,168
1142	S	1.000	Admissions Representative	\$35,292	\$35,292
1195	S	1.000	Information Specialist	\$45,024	\$45,024
1406	S	1.000	Office Associate, Senior	\$32,628	\$32,628
1612	S	1.000	Office Associate	\$32,436	\$32,436
1810	S	1.000	Office Assistant, Senior	\$29,940	\$29,940
1905	S	1.000	Admissions Processor	\$30,168	\$30,168
1920	S	1.000	Office Associate, Senior	\$36,396	\$36,396
1934	S	1.000	Asst Dir, Admissions	\$41,400	\$41,400
2056	S	1.000	Admissions Processor	\$30,168	\$30,168
2106	S	1.000	Admissions Representative	\$35,292	\$35,292
2191	S	1.000	Business Analyst, Executive	\$54,564	\$54,564
2236	S	1.000	Asst Dir, Admissions	\$44,436	\$44,436
2600	S	1.000	Admissions Representative	\$35,292	\$35,292
2601	S	1.000	Assoc Dir, Admissions	\$59,016	\$59,016
6326	S	1.000	Office Assistant	\$20,064	\$20,064
<b>Admin:</b>	<b>1.000</b>	<b>Staff:</b>	<b>22.000</b>	<b>Admin Pro:</b>	<b>0.000</b>
<b>Faculty:</b>	<b>0.000</b>	<b>Acad Pro:</b>	<b>0.000</b>	<b>Contract:</b>	<b>0.000</b>
					<b>\$914,364</b>

Position	Type	FTE	Title	Salary	Budget	
<b>1100</b>	<b>12474</b>	<b>Career Services Center</b>				
0219	A	0.500	Dir,Ctr For Adv & Career Srves	\$97,008	\$48,504	
1089	S	1.000	Coord, Student Advising	\$35,244	\$35,244	
1263	S	1.000	Coord, Student Advising	\$42,324	\$42,324	
1320	S	1.000	Coord, Student Advising	\$0	\$41,868	
1733	S	1.000	Coord, Student Advising	\$40,620	\$40,620	
2032	S	1.000	Coord, Student Advising	\$41,952	\$41,952	
2086	S	1.000	Office Assistant, Senior	\$24,036	\$24,036	
2093	S	1.000	Asst Dir, Ctr For Advising &Cs	\$53,832	\$53,832	
2151	S	1.000	Coord, Student Advising	\$43,560	\$43,560	
2221	S	1.000	Asst Dir, Ctr For Advising &Cs	\$53,784	\$53,784	
6026	S	1.000	Coord, Student Advising	\$35,040	\$35,040	
6439	S	1.000	Coord, Student Advising	\$35,244	\$35,244	
<b>Admin:</b>	<b>0.500</b>	<b>Staff:</b>	<b>11.000</b>	<b>Admin Pro:</b>	<b>0.000</b>	
<b>Faculty:</b>	<b>0.000</b>	<b>Acad Pro:</b>	<b>0.000</b>	<b>Contract:</b>	<b>0.000</b>	
					<b>\$496,008</b>	
<b>1100</b>	<b>12476</b>	<b>Off Of Student Life</b>				
0594	S	1.000	Office Associate, Senior	\$32,628	\$32,628	
0956	S	0.526	Asst Dean Of Students	\$66,120	\$34,800	
1185	S	1.000	Coordinator, Greek Life	\$45,024	\$45,024	
1235	S	1.000	Asst Dean Of Students	\$58,356	\$58,356	
1711	A	1.000	AssocVP,SA/Dean of Students	\$135,360	\$135,360	
<b>Admin:</b>	<b>1.000</b>	<b>Staff:</b>	<b>3.526</b>	<b>Admin Pro:</b>	<b>0.000</b>	
<b>Faculty:</b>	<b>0.000</b>	<b>Acad Pro:</b>	<b>0.000</b>	<b>Contract:</b>	<b>0.000</b>	
					<b>\$306,168</b>	
<b>1100</b>	<b>12478</b>	<b>Inter Stu Prog Fees</b>				
2174	S	0.503	Office Associate	\$31,464	\$15,829	
<b>Admin:</b>	<b>0.000</b>	<b>Staff:</b>	<b>0.503</b>	<b>Admin Pro:</b>	<b>0.000</b>	
<b>Faculty:</b>	<b>0.000</b>	<b>Acad Pro:</b>	<b>0.000</b>	<b>Contract:</b>	<b>0.000</b>	
					<b>\$15,829</b>	



Position	Type	FTE	Title	Salary	Budget
<b>1100</b>	<b>12479</b>	<b>Disabled Student Ser</b>			
0613	S	1.000	Project Coordinator, Senior	\$41,400	\$41,400
2012	S	1.000	Coord, Student Advising	\$38,904	\$38,904
2019	S	1.000	Assoc Dir, Student Ed Opp	\$68,220	\$68,220
2124	S	1.000	Coord, Student Advising	\$38,172	\$38,172
<b>Admin:</b>	<b>0.000</b>	<b>Staff:</b>	<b>4.000</b>	<b>Admin Pro:</b>	<b>0.000</b>
<b>Faculty:</b>	<b>0.000</b>	<b>Acad Pro:</b>	<b>0.000</b>	<b>Contract:</b>	<b>0.000</b>
					<b>\$186,696</b>
<b>1100</b>	<b>12481</b>	<b>Coun Ctr/Drug Educ</b>			
1939	S	1.000	Coordinator, AWARE Programs	\$48,312	\$48,312
<b>Admin:</b>	<b>0.000</b>	<b>Staff:</b>	<b>1.000</b>	<b>Admin Pro:</b>	<b>0.000</b>
<b>Faculty:</b>	<b>0.000</b>	<b>Acad Pro:</b>	<b>0.000</b>	<b>Contract:</b>	<b>0.000</b>
					<b>\$48,312</b>
<b>1100</b>	<b>12487</b>	<b>Afro American Educ</b>			
0384	A	1.000	Director/Professor	\$107,220	\$107,220
1395	S	1.000	Office Assistant, Senior	\$24,048	\$24,048
<b>Admin:</b>	<b>1.000</b>	<b>Staff:</b>	<b>1.000</b>	<b>Admin Pro:</b>	<b>0.000</b>
<b>Faculty:</b>	<b>0.000</b>	<b>Acad Pro:</b>	<b>0.000</b>	<b>Contract:</b>	<b>0.000</b>
					<b>\$131,268</b>
<b>1100</b>	<b>12488</b>	<b>Indian Education</b>			
0328	A	1.000	Director/Lecturer,Sr ETT	\$95,412	\$95,412
<b>Admin:</b>	<b>1.000</b>	<b>Staff:</b>	<b>0.000</b>	<b>Admin Pro:</b>	<b>0.000</b>
<b>Faculty:</b>	<b>0.000</b>	<b>Acad Pro:</b>	<b>0.000</b>	<b>Contract:</b>	<b>0.000</b>
					<b>\$95,412</b>
<b>1100</b>	<b>12491</b>	<b>Minority Affairs Off</b>			
0621	S	1.000	Associate Dean of Students	\$78,384	\$78,384
2513	S	1.000	Project Coordinator	\$37,440	\$37,440
2604	S	1.000	Mgr, Student Recruit/Retention	\$41,400	\$41,400
<b>Admin:</b>	<b>0.000</b>	<b>Staff:</b>	<b>3.000</b>	<b>Admin Pro:</b>	<b>0.000</b>
<b>Faculty:</b>	<b>0.000</b>	<b>Acad Pro:</b>	<b>0.000</b>	<b>Contract:</b>	<b>0.000</b>
					<b>\$157,224</b>

Position	Type	FTE	Title	Salary	Budget	
<b>1100</b>	<b>12502</b>	<b>Div Research Support</b>				
0137	S	1.000	Technician, Senior	\$47,880	\$47,880	
0185	S	1.000	Office Associate	\$0	\$43,284	
0298	S	1.000	Engineer, Senior	\$70,296	\$70,296	
0682	S	1.000	Mgr, Technical Engineering	\$91,740	\$91,740	
0787	S	1.000	Technician, Senior	\$47,868	\$47,868	
0837	S	1.000	Engineer, Senior	\$70,296	\$70,296	
0891	S	1.000	Coordinator, Hazardous Stores	\$45,024	\$45,024	
0997	S	1.000	Master Scientific Glassblower	\$63,276	\$63,276	
<b>Admin:</b>	<b>0.000</b>	<b>Staff:</b>	<b>8.000</b>	<b>Admin Pro:</b>	<b>0.000</b>	
<b>Faculty:</b>	<b>0.000</b>	<b>Acad Pro:</b>	<b>0.000</b>	<b>Contract:</b>	<b>0.000</b>	
<b>\$479,664</b>						
<b>1100</b>	<b>12503</b>	<b>National Pk Res Ctr</b>				
1043	A	0.112	Director/Professor	\$119,892	\$13,430	
<b>Admin:</b>	<b>0.112</b>	<b>Staff:</b>	<b>0.000</b>	<b>Admin Pro:</b>	<b>0.000</b>	
<b>Faculty:</b>	<b>0.000</b>	<b>Acad Pro:</b>	<b>0.000</b>	<b>Contract:</b>	<b>0.000</b>	
<b>\$13,430</b>						
<b>1100</b>	<b>12508</b>	<b>Epscor II</b>				
2134	S	1.000	Project Coordinator, Senior	\$41,400	\$41,400	
<b>Admin:</b>	<b>0.000</b>	<b>Staff:</b>	<b>1.000</b>	<b>Admin Pro:</b>	<b>0.000</b>	
<b>Faculty:</b>	<b>0.000</b>	<b>Acad Pro:</b>	<b>0.000</b>	<b>Contract:</b>	<b>0.000</b>	
<b>\$41,400</b>						
<b>1100</b>	<b>12510</b>	<b>Wold Chair</b>				
0366	A	0.706	Wold Chair	\$197,052	\$139,235	
<b>Admin:</b>	<b>0.706</b>	<b>Staff:</b>	<b>0.000</b>	<b>Admin Pro:</b>	<b>0.000</b>	
<b>Faculty:</b>	<b>0.000</b>	<b>Acad Pro:</b>	<b>0.000</b>	<b>Contract:</b>	<b>0.000</b>	
<b>\$139,235</b>						
<b>1317</b>	<b>12649</b>	<b>Athletic Dir Office</b>				
0289	S	1.000	Office Associate	\$31,848	\$31,848	
0394	C	1.000	Sr Assoc Athletic Dir/Ext Ops	\$99,000	\$99,000	
0704	C	1.000	Athletics Financial Aid Coord	\$41,616	\$41,616	
0750	C	1.000	Sr Assoc AD Sports Admin/SWA	\$82,008	\$82,008	
0948	S	1.000	Office Associate	\$31,848	\$31,848	
0953	A	1.000	Athletic Director	\$200,004	\$200,004	

Position	Type	FTE	Title	Salary	Budget	
<b>1317</b>	<b>12649</b>	<b>Athletic Dir Office</b>				
1420	C	1.000	Dir Event Mgmt/Facilities Oper	\$40,008	\$40,008	
2091	Z	1.000	Deputy Director	\$110,004	\$110,004	
4155	C	0.500	Dir, Compliance	\$40,008	\$20,004	
4470	C	0.500	Asst AD/Marketing&Branding	\$55,008	\$27,504	
4490	C	0.500	Asst Marketing Director	\$33,000	\$16,500	
4769	C	0.500	Athletic Compliance Assistant	\$30,000	\$15,000	
<b>Admin:</b>	<b>1.000</b>	<b>Staff:</b>	<b>2.000</b>	<b>Admin Pro:</b>	<b>1.000</b>	
<b>Faculty:</b>	<b>0.000</b>	<b>Acad Pro:</b>	<b>0.000</b>	<b>Contract:</b>	<b>6.000</b>	
					<b>\$715,344</b>	
<b>1317</b>	<b>12650</b>	<b>Basketball</b>				
0188	C	1.000	Coach, Asst Men's Basketball	\$72,000	\$92,004	
0389	C	1.000	Coach, AssocHd Men'sBasketball	\$160,008	\$160,008	
1798	C	1.000	Coach, Head Men's Basketball	\$190,008	\$190,008	
4025	C	0.500	Coach, Asst Men's Basketball	\$92,004	\$46,002	
4361	C	0.500	Coach, Asst Strength	\$42,000	\$29,502	
4508	C	0.500	Dir, Men'sBasketballOperations	\$43,008	\$21,504	
<b>Admin:</b>	<b>0.000</b>	<b>Staff:</b>	<b>0.000</b>	<b>Admin Pro:</b>	<b>0.000</b>	
<b>Faculty:</b>	<b>0.000</b>	<b>Acad Pro:</b>	<b>0.000</b>	<b>Contract:</b>	<b>4.500</b>	
					<b>\$539,028</b>	
<b>1317</b>	<b>12651</b>	<b>Athletics Bus Off</b>				
0321	S	1.000	Accounting Associate, Senior	\$30,168	\$30,168	
1613	S	1.000	Accounting Associate, Senior	\$44,004	\$44,004	
1873	C	1.000	Sr Assoc Ath Dir/Business Ops	\$99,000	\$99,000	
2208	S	1.000	Accounting Associate, Senior	\$31,848	\$31,848	
4445	S	0.500	Office Associate	\$30,168	\$15,084	
4503	C	0.500	Athletics Exec Business Mgr.	\$68,004	\$34,002	
4512	S	0.500	Office Associate	\$30,168	\$15,084	
<b>Admin:</b>	<b>0.000</b>	<b>Staff:</b>	<b>4.000</b>	<b>Admin Pro:</b>	<b>0.000</b>	
<b>Faculty:</b>	<b>0.000</b>	<b>Acad Pro:</b>	<b>0.000</b>	<b>Contract:</b>	<b>1.500</b>	
					<b>\$269,190</b>	
<b>1317</b>	<b>12652</b>	<b>Football</b>				
0247	C	1.000	Coach, Asst Football	\$50,004	\$50,004	
0343	C	1.000	Coach, Asst Football	\$79,008	\$79,008	
0518	C	1.000	Coach, Asst Football	\$79,008	\$79,008	
0561	C	1.000	Coach, Asst Football	\$140,004	\$140,004	

Position	Type	FTE	Title	Salary	Budget
<b>1317</b>	<b>12652</b>		<b>Football</b>		
0678	C	1.000	Director, Football Operations	\$58,068	\$58,068
0744	C	1.000	Asst Dir, Recruitment FTBL	\$40,008	\$40,008
0872	C	1.000	Coach, Asst Football	\$80,004	\$80,004
0920	C	1.000	Coach, Asst Football	\$165,000	\$165,000
1600	C	1.000	Coach, Asst Head Football	\$145,008	\$145,008
1721	C	1.000	Coach, Head Football	\$190,008	\$190,008
1833	C	1.000	Coach, Asst Football	\$125,004	\$125,004
4223	S	0.500	Office Associate	\$30,168	\$15,084
4224	C	0.500	Coach, Asst Football	\$62,004	\$31,002
4297	C	0.500	Dir, Ath Strength&Conditioning	\$82,008	\$41,004
4437	C	0.500	Recruiting Coord., Football	\$70,008	\$35,004
4497	C	0.500	Director,Media/AudioVisual-FB	\$32,004	\$16,002
4513	C	0.500	Coach, Asst Strength	\$39,000	\$19,500
<b>Admin:</b>	<b>0.000</b>	<b>Staff:</b>	<b>0.500</b>	<b>Admin Pro:</b>	<b>0.000</b>
<b>Faculty:</b>	<b>0.000</b>	<b>Acad Pro:</b>	<b>0.000</b>	<b>Contract:</b>	<b>13.500</b>
					<b>\$1,308,720</b>
<b>1317</b>	<b>12653</b>		<b>Golf - Men</b>		
0391	C	0.231	Hd Men&Women Golf/Dir Golf Ops	\$124,212	\$28,752
<b>Admin:</b>	<b>0.000</b>	<b>Staff:</b>	<b>0.000</b>	<b>Admin Pro:</b>	<b>0.000</b>
<b>Faculty:</b>	<b>0.000</b>	<b>Acad Pro:</b>	<b>0.000</b>	<b>Contract:</b>	<b>0.231</b>
					<b>\$28,752</b>
<b>1317</b>	<b>12654</b>		<b>Sports Information</b>		
0295	S	1.000	Office Associate	\$31,848	\$31,848
1279	C	1.000	Assoc Ath Dir,Public&Media Rel	\$74,004	\$74,004
4007	S	0.500	Asst Coord, Sports Information	\$41,820	\$20,910
4469	C	0.500	Athletic Web Site Coordinator	\$39,000	\$19,500
4500	C	0.500	Creative Dir, Audio Visual Svs	\$0	\$24,000
4506	C	0.500	Athletic Media Relations Spec	\$28,008	\$14,004
4539	C	0.500	Athl Media/Pub Relations Spec	\$28,008	\$14,004
<b>Admin:</b>	<b>0.000</b>	<b>Staff:</b>	<b>1.500</b>	<b>Admin Pro:</b>	<b>0.000</b>
<b>Faculty:</b>	<b>0.000</b>	<b>Acad Pro:</b>	<b>0.000</b>	<b>Contract:</b>	<b>3.000</b>
					<b>\$198,270</b>

Position	Type	FTE	Title	Salary	Budget
<b>1317</b>	<b>12655</b>		<b>Swimming</b>		
0463	C	0.500	Coach, Head Swim	\$80,004	\$41,502
2238	C	0.500	Coach, Asst Swim	\$34,008	\$17,004
<b>Admin:</b>	<b>0.000</b>	<b>Staff:</b>	<b>0.000</b>	<b>Admin Pro:</b>	<b>0.000</b>
<b>Faculty:</b>	<b>0.000</b>	<b>Acad Pro:</b>	<b>0.000</b>	<b>Contract:</b>	<b>1.000</b>
					<b>\$58,506</b>
<b>1317</b>	<b>12656</b>		<b>Training Room</b>		
0119	C	1.000	Head Trainer	\$80,004	\$80,004
0754	C	1.000	Athletic Trainer, Asst	\$35,712	\$35,712
1862	C	1.000	Athletic Trainer, Asst	\$39,000	\$39,000
4282	C	0.500	Athletic Trainer, Asst	\$40,008	\$20,004
4293	C	0.500	Assoc Hd Ath Trainer	\$45,000	\$22,500
4493	C	0.500	Coord, Sports Medicine Ins	\$42,000	\$21,000
4517	C	0.500	Athletic Trainer, Asst	\$35,004	\$17,502
<b>Admin:</b>	<b>0.000</b>	<b>Staff:</b>	<b>0.000</b>	<b>Admin Pro:</b>	<b>0.000</b>
<b>Faculty:</b>	<b>0.000</b>	<b>Acad Pro:</b>	<b>0.000</b>	<b>Contract:</b>	<b>5.000</b>
					<b>\$235,722</b>
<b>1317</b>	<b>12657</b>		<b>Wrestling</b>		
1255	C	1.000	Coach, Head Wrestling	\$90,000	\$90,000
2034	C	1.000	Coach, Asst Wrestling	\$40,008	\$40,008
4043	C	0.500	Coach, Asst Wrestling	\$40,008	\$20,004
4884	C	0.500	Dir of Operations, Wrestling	\$35,004	\$17,502
<b>Admin:</b>	<b>0.000</b>	<b>Staff:</b>	<b>0.000</b>	<b>Admin Pro:</b>	<b>0.000</b>
<b>Faculty:</b>	<b>0.000</b>	<b>Acad Pro:</b>	<b>0.000</b>	<b>Contract:</b>	<b>3.000</b>
					<b>\$167,514</b>
<b>1317</b>	<b>12658</b>		<b>Equipment Room</b>		
0743	S	1.000	Asst Supv, Athletic Equip	\$30,168	\$30,168
1364	S	1.000	Supv, Athletic Equipment	\$53,508	\$53,508
<b>Admin:</b>	<b>0.000</b>	<b>Staff:</b>	<b>2.000</b>	<b>Admin Pro:</b>	<b>0.000</b>
<b>Faculty:</b>	<b>0.000</b>	<b>Acad Pro:</b>	<b>0.000</b>	<b>Contract:</b>	<b>0.000</b>
					<b>\$83,676</b>

Position	Type	FTE	Title	Salary	Budget	
<b>1317</b>	<b>12659</b>	<b>Academic Counselor</b>				
0741	C	1.000	Assoc AD/Internal Operations	\$75,000	\$75,000	
1625	C	1.000	Asst AD for Academic Services	\$43,008	\$43,008	
2152	C	1.000	Athletic Academic Coordinator	\$38,508	\$38,508	
4472	C	0.500	Assoc Ath Dir/Cowboy Joe Club	\$0	\$19,254	
4499	C	0.500	Athletic Academic Coordinator	\$38,508	\$19,254	
4514	C	0.500	Athletic Academic Coordinator	\$38,508	\$19,254	
<b>Admin:</b>	<b>0.000</b>	<b>Staff:</b>	<b>0.000</b>	<b>Admin Pro:</b>	<b>0.000</b>	
<b>Faculty:</b>	<b>0.000</b>	<b>Acad Pro:</b>	<b>0.000</b>	<b>Contract:</b>	<b>4.500</b>	
					<b>\$214,278</b>	
<b>1317</b>	<b>12660</b>	<b>Ticket Office</b>				
2026	C	1.000	Director of Ticket Operations	\$40,008	\$40,008	
2246	S	1.000	Asst Mgr, Athletic Ticket Ofc	\$32,628	\$32,628	
4862	C	0.500	Sales Development Officer	\$28,008	\$14,004	
<b>Admin:</b>	<b>0.000</b>	<b>Staff:</b>	<b>1.000</b>	<b>Admin Pro:</b>	<b>0.000</b>	
<b>Faculty:</b>	<b>0.000</b>	<b>Acad Pro:</b>	<b>0.000</b>	<b>Contract:</b>	<b>1.500</b>	
					<b>\$86,640</b>	
<b>1317</b>	<b>12661</b>	<b>Basketball - Women</b>				
0315	C	1.000	Coach, Assoc Hd Womens BB	\$100,008	\$100,008	
0673	C	1.000	Coach, Head Womens Basketball	\$177,000	\$183,000	
1311	C	1.000	Coach, Asst Womens Basketball	\$56,004	\$56,004	
2018	C	1.000	Coach, Asst Womens Basketball	\$60,000	\$60,000	
4509	C	0.500	Dir,AthWebsite/AudioVisual-WBB	\$36,000	\$18,000	
4520	C	0.500	Coach, Asst Strength	\$42,840	\$21,420	
4576	S	0.500	Office Associate	\$30,168	\$15,084	
<b>Admin:</b>	<b>0.000</b>	<b>Staff:</b>	<b>0.500</b>	<b>Admin Pro:</b>	<b>0.000</b>	
<b>Faculty:</b>	<b>0.000</b>	<b>Acad Pro:</b>	<b>0.000</b>	<b>Contract:</b>	<b>5.000</b>	
					<b>\$453,516</b>	
<b>1317</b>	<b>12662</b>	<b>Swimming - Women</b>				
0463	C	0.500	Coach, Head Swim	\$80,004	\$41,502	
1511	C	1.000	Assoc Head Men/WomenSwim Coach	\$42,000	\$42,000	
2238	C	0.500	Coach, Asst Swim	\$34,008	\$17,004	
4511	C	0.500	Coach,Asst Men & Women Swim	\$36,000	\$18,000	
<b>Admin:</b>	<b>0.000</b>	<b>Staff:</b>	<b>0.000</b>	<b>Admin Pro:</b>	<b>0.000</b>	
<b>Faculty:</b>	<b>0.000</b>	<b>Acad Pro:</b>	<b>0.000</b>	<b>Contract:</b>	<b>2.500</b>	
					<b>\$118,506</b>	

Position	Type	FTE	Title	Salary	Budget	
<b>1317</b>	<b>12663</b>	<b>Track - Women</b>				
1111	C	0.500	Coach, Head Track	\$75,000	\$37,500	
2228	C	0.500	Coach, Asst Track	\$46,008	\$23,004	
4409	C	0.250	Coach, Assoc Head Track	\$55,008	\$13,752	
4489	C	0.500	Coach, Asst Track	\$34,500	\$17,250	
4510	C	0.250	Coach, Asst Track	\$34,500	\$8,625	
<b>Admin:</b>	<b>0.000</b>	<b>Staff:</b>	<b>0.000</b>	<b>Admin Pro:</b>	<b>0.000</b>	
<b>Faculty:</b>	<b>0.000</b>	<b>Acad Pro:</b>	<b>0.000</b>	<b>Contract:</b>	<b>2.000</b>	
					<b>\$100,131</b>	
<b>1317</b>	<b>12664</b>	<b>Track - Men</b>				
1111	C	0.500	Coach, Head Track	\$75,000	\$37,500	
2228	C	0.500	Coach, Asst Track	\$46,008	\$23,004	
4409	C	0.250	Coach, Assoc Head Track	\$55,008	\$13,752	
4510	C	0.250	Coach, Asst Track	\$34,500	\$8,625	
<b>Admin:</b>	<b>0.000</b>	<b>Staff:</b>	<b>0.000</b>	<b>Admin Pro:</b>	<b>0.000</b>	
<b>Faculty:</b>	<b>0.000</b>	<b>Acad Pro:</b>	<b>0.000</b>	<b>Contract:</b>	<b>1.500</b>	
					<b>\$82,881</b>	
<b>1317</b>	<b>12665</b>	<b>Volleyball - Women</b>				
0668	C	1.000	Coach, Head Womens Volleyball	\$100,008	\$100,008	
2112	C	1.000	Coach, Assoc Head Volleyball	\$55,008	\$55,008	
4501	C	0.500	Coach, Assistant Volleyball	\$50,004	\$25,002	
4559	C	0.500	Dir, Women's Volleyball Ops	\$33,600	\$16,800	
<b>Admin:</b>	<b>0.000</b>	<b>Staff:</b>	<b>0.000</b>	<b>Admin Pro:</b>	<b>0.000</b>	
<b>Faculty:</b>	<b>0.000</b>	<b>Acad Pro:</b>	<b>0.000</b>	<b>Contract:</b>	<b>3.000</b>	
					<b>\$196,818</b>	
<b>1317</b>	<b>12666</b>	<b>Golf - Women</b>				
0391	C	0.126	Hd Men&Women Golf/Dir Golf Ops	\$124,212	\$15,602	
4427	C	0.500	CoachHdW'nsGolf/AsstDirM/WGPrg	\$42,000	\$21,000	
<b>Admin:</b>	<b>0.000</b>	<b>Staff:</b>	<b>0.000</b>	<b>Admin Pro:</b>	<b>0.000</b>	
<b>Faculty:</b>	<b>0.000</b>	<b>Acad Pro:</b>	<b>0.000</b>	<b>Contract:</b>	<b>0.626</b>	
					<b>\$36,602</b>	

Position	Type	FTE	Title	Salary	Budget	
<b>1317</b>	<b>12667</b>	<b>Soccer - Women</b>				
2160	C	1.000	Coach, Asst Womens Soccer	\$47,508	\$47,508	
2193	C	1.000	Coach, Head Womens Soccer	\$71,004	\$71,004	
4502	C	0.500	Coach, Asst Womens Soccer	\$0	\$16,254	
<b>Admin:</b>	<b>0.000</b>	<b>Staff:</b>	<b>0.000</b>	<b>Admin Pro:</b>	<b>0.000</b>	
<b>Faculty:</b>	<b>0.000</b>	<b>Acad Pro:</b>	<b>0.000</b>	<b>Contract:</b>	<b>2.500</b>	
					<b>\$134,766</b>	
<b>1317</b>	<b>12668</b>	<b>Tennis-Women</b>				
2252	C	1.000	Coach, Head Womens Tennis	\$50,004	\$50,004	
4292	C	0.500	Coach, Asst Tennis	\$32,004	\$16,002	
<b>Admin:</b>	<b>0.000</b>	<b>Staff:</b>	<b>0.000</b>	<b>Admin Pro:</b>	<b>0.000</b>	
<b>Faculty:</b>	<b>0.000</b>	<b>Acad Pro:</b>	<b>0.000</b>	<b>Contract:</b>	<b>1.500</b>	
					<b>\$66,006</b>	
<b>1100</b>	<b>15230</b>	<b>Instr-Ag Econ-PR</b>				
0117	F	0.333	Assoc Professor	\$80,148	\$26,716	
0151	F	0.500	Assoc Professor	\$77,724	\$38,862	
0386	F	0.417	Professor	\$129,288	\$53,870	
0407	F	0.167	Asst Professor	\$75,000	\$12,500	
0659	F	0.500	Assoc Professor	\$0	\$30,000	
0660	F	0.500	Assoc Professor	\$80,856	\$40,428	
0892	P	0.334	Post Doc Res Assoc	\$55,008	\$18,336	
1176	F	0.166	Asst Professor	\$71,652	\$11,942	
1475	F	0.333	Assoc Professor	\$78,768	\$26,256	
1689	F	0.667	Assoc Professor	\$70,980	\$47,320	
1731	S	0.167	Office Associate	\$33,324	\$5,554	
1744	S	0.417	Accounting Associate, Senior	\$40,044	\$16,685	
1890	F	0.333	Department Head/Assoc Prof	\$116,868	\$38,956	
1904	F	0.500	Assoc Professor	\$92,004	\$46,002	
2126	F	0.083	Assoc Professor	\$77,736	\$6,478	
<b>Admin:</b>	<b>0.000</b>	<b>Staff:</b>	<b>0.584</b>	<b>Admin Pro:</b>	<b>0.000</b>	
<b>Faculty:</b>	<b>4.499</b>	<b>Acad Pro:</b>	<b>0.334</b>	<b>Contract:</b>	<b>0.000</b>	
					<b>\$419,905</b>	



Position	Type	FTE	Title	Salary	Budget
<b>1100</b>	<b>15239</b>	<b>Instr-Ag Econ-Supp</b>			
2132	P	0.106	Research Scientist,Sr ETT	\$63,948	\$6,720
<b>Admin:</b>	<b>0.000</b>	<b>Staff:</b>	<b>0.000</b>	<b>Admin Pro:</b>	<b>0.000</b>
<b>Faculty:</b>	<b>0.000</b>	<b>Acad Pro:</b>	<b>0.106</b>	<b>Contract:</b>	<b>0.000</b>
					<b>\$6,720</b>
<b>1100</b>	<b>15240</b>	<b>Instr-An Sci-PR</b>			
0128	S	0.500	Livestock Manager	\$39,636	\$19,818
0253	S	0.333	Office Assistant, Senior	\$26,940	\$8,980
0285	F	0.333	Assoc Professor	\$71,364	\$23,788
0294	F	0.500	Professor	\$88,128	\$44,064
0345	S	0.250	Mgr, Meat Laboratory	\$37,020	\$9,255
0357	S	0.417	Accounting Associate	\$25,824	\$10,760
0363	F	0.083	Assoc Professor	\$82,212	\$6,851
0369	P	0.667	Lecturer,Asst ETT	\$0	\$20,000
0513	F	0.417	Asst Professor	\$0	\$25,000
0551	F	0.250	Prof/Interim Research Leader	\$96,336	\$24,084
0593	S	0.167	Laboratory Technician II	\$43,836	\$7,306
0622	F	0.375	Professor	\$145,332	\$54,500
0681	S	0.333	Laramie Farm Mgr, Res & Ext	\$58,356	\$19,452
0936	F	0.333	Assoc Professor	\$79,200	\$26,400
0949	F	1.000	Asst Professor	\$68,004	\$68,004
0963	S	0.250	Accountant	\$41,400	\$10,350
1021	F	0.333	Professor	\$121,092	\$40,364
1118	F	0.250	Assoc Professor	\$61,332	\$15,333
1318	F	0.417	Professor	\$90,072	\$37,530
1558	S	0.654	Program Associate III	\$48,012	\$31,424
1679	A	0.250	Department Head/Professor	\$121,596	\$30,399
1743	S	0.500	Livestock Manager	\$32,628	\$16,314
1800	F	0.500	Assoc Professor	\$70,452	\$35,226
1893	F	0.417	Assoc Professor	\$81,444	\$33,935
2196	P	0.113	Research Scientist,Asst ETT	\$44,004	\$5,000
2249	F	0.417	Assoc Professor	\$0	\$25,000
<b>Admin:</b>	<b>0.250</b>	<b>Staff:</b>	<b>3.404</b>	<b>Admin Pro:</b>	<b>0.000</b>
<b>Faculty:</b>	<b>5.625</b>	<b>Acad Pro:</b>	<b>0.780</b>	<b>Contract:</b>	<b>0.000</b>
					<b>\$649,137</b>

Position	Type	FTE	Title	Salary	Budget
<b>1100</b>	<b>15249</b>	<b>Instr-An Sci-Supp</b>			
1558	S	0.128	Program Associate III	\$48,012	\$6,115
2196	P	0.207	Research Scientist,Asst ETT	\$44,004	\$9,092
<b>Admin:</b>	<b>0.000</b>	<b>Staff:</b>	<b>0.128</b>	<b>Admin Pro:</b>	<b>0.000</b>
<b>Faculty:</b>	<b>0.000</b>	<b>Acad Pro:</b>	<b>0.207</b>	<b>Contract:</b>	<b>0.000</b>
					<b>\$15,207</b>
<b>1100</b>	<b>15250</b>	<b>Instr-FCS-PR</b>			
0301	F	0.666	Assoc Professor	\$67,020	\$44,680
0311	F	0.500	Professor	\$95,568	\$47,784
0320	F	0.334	Department Head/Assoc Prof	\$83,892	\$27,964
0400	A	1.000	Assoc Dean/Professor	\$126,300	\$126,300
0438	S	0.417	Office Assistant, Senior	\$28,884	\$12,035
0475	F	0.667	Assoc Professor	\$64,536	\$43,024
0517	F	0.666	Asst Professor	\$56,316	\$37,544
0586	F	0.500	Assoc Professor	\$63,456	\$31,728
0587	F	0.500	Assoc Professor	\$67,428	\$33,714
0832	P	1.000	Lecturer,Asst	\$52,620	\$52,620
0893	S	0.417	Office Associate, Senior	\$50,652	\$21,105
1148	S	0.417	Accounting Associate, Senior	\$43,464	\$18,110
1219	F	1.000	Professor	\$0	\$60,000
1261	F	0.083	Professor	\$104,808	\$8,734
1370	F	0.286	Professor	\$49,020	\$21,784
1510	F	0.500	Professor	\$78,660	\$39,330
1915	P	1.000	Lecturer,Sr ETT	\$54,132	\$54,132
2014	P	1.000	Lecturer,Assoc ETT	\$48,612	\$48,612
<b>Admin:</b>	<b>1.000</b>	<b>Staff:</b>	<b>1.251</b>	<b>Admin Pro:</b>	<b>0.000</b>
<b>Faculty:</b>	<b>5.702</b>	<b>Acad Pro:</b>	<b>3.000</b>	<b>Contract:</b>	<b>0.000</b>
					<b>\$729,200</b>
<b>1100</b>	<b>15260</b>	<b>Instr-Mol Bio-PR</b>			
0108	F	0.700	Professor	\$0	\$37,338
0180	S	0.167	Coord, Instructional Lab	\$53,688	\$8,948
0250	F	0.333	Asst Professor	\$72,000	\$24,000
0352	F	0.333	Assoc Professor	\$78,144	\$26,048
0376	F	0.333	Asst Professor	\$66,000	\$22,000
0409	S	0.417	Accountant	\$42,540	\$17,725

Position	Type	FTE	Title	Salary	Budget
<b>1100</b>	<b>15260</b>	<b>Instr-Mol Bio-PR</b>			
0472	F	0.250	Professor	\$135,000	\$20,163
0584	F	0.333	Assoc Professor	\$70,620	\$23,540
0665	S	0.333	Accounting Associate	\$25,824	\$8,608
0792	F	0.333	Asst Professor	\$72,000	\$24,000
0886	S	0.250	Laboratory Technician I	\$42,252	\$10,563
0946	F	0.333	Professor	\$93,000	\$31,000
0974	F	0.333	Professor	\$92,448	\$30,816
1018	F	0.333	Professor	\$140,352	\$46,784
1085	F	0.145	Assoc Dir, SER/Professor	\$154,356	\$22,370
1251	A	0.500	Dept Chair/Assoc Prof	\$97,764	\$48,882
1268	S	0.167	Laboratory Technician II	\$44,712	\$7,452
1286	F	0.333	Asst Professor	\$68,004	\$22,668
1302	F	0.333	Professor	\$94,692	\$31,564
1446	F	0.333	Professor	\$85,440	\$28,480
1748	F	0.333	Assoc Professor	\$77,304	\$25,768
1889	P	1.000	Lecturer,Assoc ETT	\$49,872	\$49,872
1923	F	0.250	Assoc Professor	\$77,532	\$19,383
2059	S	1.000	Coord, Instructional Lab	\$38,652	\$38,652
<b>Admin:</b>	<b>0.500</b>	<b>Staff:</b>	<b>2.334</b>	<b>Admin Pro:</b>	<b>0.000</b>
<b>Faculty:</b>	<b>5.341</b>	<b>Acad Pro:</b>	<b>1.000</b>	<b>Contract:</b>	<b>0.000</b>
					<b>\$626,624</b>
<b>1100</b>	<b>15269</b>	<b>Instr-Mol Bio-Supp</b>			
0410	P	0.500	Research Scientist,Sr	\$42,372	\$21,186
<b>Admin:</b>	<b>0.000</b>	<b>Staff:</b>	<b>0.000</b>	<b>Admin Pro:</b>	<b>0.000</b>
<b>Faculty:</b>	<b>0.000</b>	<b>Acad Pro:</b>	<b>0.500</b>	<b>Contract:</b>	<b>0.000</b>
					<b>\$21,186</b>
<b>1100</b>	<b>15270</b>	<b>Instr-PS-PR</b>			
0136	F	0.083	Asst Professor	\$70,008	\$5,834
0226	P	0.250	Ext Educator,Sr ETT	\$79,200	\$19,800
0459	A	0.333	Director/Assoc Professor	\$85,008	\$28,336
0479	P	0.600	Lecturer,Sr ETT	\$0	\$37,002
0637	F	0.334	Assoc Professor	\$83,100	\$27,700
1084	F	0.500	Assoc Professor	\$60,120	\$30,060
1165	F	0.333	Assoc Professor	\$69,660	\$23,220
1246	F	0.167	Professor	\$0	\$10,000
1278	F	0.500	Asst Professor	\$65,004	\$32,502

Position	Type	FTE	Title	Salary	Budget
<b>1100</b>	<b>15270</b>		<b>Instr-PS-PR</b>		
1453	S	0.167	Accounting Associate, Senior	\$34,896	\$5,816
1521	F	0.083	Asst Professor	\$75,000	\$6,250
1657	S	0.167	Office Associate	\$30,168	\$5,028
1698	F	0.083	Asst Professor	\$76,500	\$6,375
<b>Admin:</b>	<b>0.333</b>	<b>Staff:</b>	<b>0.334</b>	<b>Admin Pro:</b>	<b>0.000</b>
<b>Faculty:</b>	<b>2.083</b>	<b>Acad Pro:</b>	<b>0.850</b>	<b>Contract:</b>	<b>0.000</b>
					<b>\$237,923</b>
<b>1100</b>	<b>15280</b>		<b>Instr-REWM-PR</b>		
0172	F	0.500	Assoc Professor	\$70,284	\$35,142
0232	F	0.751	Assoc Professor	\$68,064	\$51,048
0233	F	0.083	Professor	\$77,604	\$6,467
0239	S	0.500	Office Associate	\$37,512	\$18,756
0284	F	0.500	Assoc Professor	\$67,152	\$33,576
0339	F	0.500	Professor	\$81,516	\$40,758
0531	F	0.250	Professor	\$98,652	\$24,664
0611	F	0.417	Assoc Professor	\$81,408	\$33,920
0631	F	0.500	Professor	\$86,004	\$43,002
0908	F	0.500	Professor	\$0	\$25,000
1048	F	0.500	Professor	\$100,344	\$50,172
1097	F	1.000	Professor	\$0	\$61,719
1130	F	0.250	Assoc Professor	\$64,812	\$16,203
1137	F	0.500	Asst Professor	\$66,000	\$33,000
1244	A	0.334	Department Head/Professor	\$120,000	\$40,000
1588	F	0.500	Assoc Professor	\$68,388	\$34,194
1636	F	1.000	Professor	\$0	\$60,928
1729	F	0.500	Professor	\$90,480	\$45,240
1750	S	0.333	Accountant	\$41,676	\$13,892
2020	S	0.334	Office Associate	\$39,540	\$13,180
2030	F	0.500	Professor	\$93,096	\$46,548
2136	F	0.500	Professor	\$138,480	\$69,240
<b>Admin:</b>	<b>0.334</b>	<b>Staff:</b>	<b>1.167</b>	<b>Admin Pro:</b>	<b>0.000</b>
<b>Faculty:</b>	<b>9.251</b>	<b>Acad Pro:</b>	<b>0.000</b>	<b>Contract:</b>	<b>0.000</b>
					<b>\$796,649</b>

Position	Type	FTE	Title	Salary	Budget
<b>1100</b>	<b>15290</b>	<b>Instr-Vet Sci-PR</b>			
0236	F	0.333	Asst Professor	\$85,008	\$28,336
0255	S	0.162	Accountant	\$50,484	\$8,172
0647	F	0.500	Asst Professor	\$83,904	\$41,952
0710	F	0.250	Professor	\$120,060	\$30,015
0931	F	0.500	Assoc Professor	\$83,412	\$41,706
1112	F	0.083	Professor	\$116,676	\$9,723
1154	F	0.250	Professor	\$112,104	\$28,026
1156	F	0.500	Professor	\$101,232	\$50,616
1159	S	0.167	Office Associate, Senior	\$32,628	\$5,438
1161	F	0.250	Assoc Professor/Program Chair	\$105,216	\$26,304
1202	F	0.083	Assoc Professor	\$92,880	\$7,740
1824	F	0.250	Asst Professor	\$86,004	\$21,501
2244	F	0.500	Asst Professor	\$80,004	\$40,002
2561	F	0.417	Dept Head/Professor/Lab Dir	\$140,004	\$58,335
<b>Admin:</b>	<b>0.000</b>	<b>Staff:</b>	<b>0.329</b>	<b>Admin Pro:</b>	<b>0.000</b>
<b>Faculty:</b>	<b>3.916</b>	<b>Acad Pro:</b>	<b>0.000</b>	<b>Contract:</b>	<b>0.000</b>
					<b>\$397,866</b>

<b>1100</b>	<b>15300</b>	<b>Instr-Admin-PR</b>			
0149	S	0.167	Coord, Area Public Relations	\$48,492	\$8,082
0809	S	0.334	Coord, College Affairs	\$78,456	\$26,152
0865	S	0.166	Accountant	\$53,772	\$8,962
1070	A	0.334	Dean/Professor	\$195,720	\$65,240
1107	S	0.333	Office Associate, Senior	\$38,004	\$12,668
1377	S	1.000	Staff Assistant	\$44,832	\$44,832
1751	S	0.083	Producer/Director, BrdcstMedia	\$41,400	\$3,450
2033	S	1.000	Office Associate, Senior	\$35,292	\$35,292
2165	P	0.083	Lecturer,Asst ETT	\$45,192	\$3,766
2242	S	0.083	Accounting Associate	\$31,920	\$2,660
<b>Admin:</b>	<b>0.334</b>	<b>Staff:</b>	<b>3.166</b>	<b>Admin Pro:</b>	<b>0.000</b>
<b>Faculty:</b>	<b>0.000</b>	<b>Acad Pro:</b>	<b>0.083</b>	<b>Contract:</b>	<b>0.000</b>
					<b>\$211,104</b>

Position	Type	FTE	Title	Salary	Budget	
<b>1100</b>	<b>15411</b>	<b>SAREC R&amp;E-PR/Supp</b>				
0650	S	1.000	Farm Mgr, SAREC	\$55,284	\$55,284	
0834	S	1.000	Asst Farm Mgr, Research & Ext	\$39,336	\$39,336	
1009	S	1.000	Asst Farm Mgr, Research & Ext	\$41,220	\$41,220	
1177	S	1.000	Research Associate II	\$46,704	\$46,704	
1178	S	1.000	Office Assistant, Senior	\$0	\$31,008	
1397	A	0.388	Dir/Resrch Scientist,Assoc ETT	\$80,892	\$31,417	
1423	S	1.000	Asst Farm Mgr, Research & Ext	\$41,220	\$41,220	
1781	S	1.000	Asst Farm Mgr, Research & Ext	\$41,220	\$41,220	
4819	S	0.500	Staff Assistant	\$38,172	\$19,086	
<b>Admin:</b>	<b>0.388</b>	<b>Staff:</b>	<b>7.500</b>	<b>Admin Pro:</b>	<b>0.000</b>	
<b>Faculty:</b>	<b>0.000</b>	<b>Acad Pro:</b>	<b>0.000</b>	<b>Contract:</b>	<b>0.000</b>	
					<b>\$346,495</b>	
<b>1100</b>	<b>15412</b>	<b>Greenhouse-R&amp;E Support</b>				
0267	S	1.000	Research Associate I	\$32,628	\$32,628	
0708	S	1.000	Coord,Greenhouse Operations	\$38,172	\$38,172	
1272	S	1.000	Laboratory Assistant	\$24,036	\$24,036	
<b>Admin:</b>	<b>0.000</b>	<b>Staff:</b>	<b>3.000</b>	<b>Admin Pro:</b>	<b>0.000</b>	
<b>Faculty:</b>	<b>0.000</b>	<b>Acad Pro:</b>	<b>0.000</b>	<b>Contract:</b>	<b>0.000</b>	
					<b>\$94,836</b>	
<b>1100</b>	<b>15413</b>	<b>Powell R&amp;E-PR/Supp</b>				
0103	S	1.000	Asst Farm Mgr, Research & Ext	\$40,152	\$40,152	
1171	S	1.000	Research Associate II	\$35,292	\$35,292	
1174	S	1.000	Office Associate	\$36,720	\$36,720	
1572	S	1.000	Asst Farm Mgr, Research & Ext	\$39,024	\$39,024	
1754	S	0.583	Farm Mgr, Research & Extension	\$0	\$30,261	
<b>Admin:</b>	<b>0.000</b>	<b>Staff:</b>	<b>4.583</b>	<b>Admin Pro:</b>	<b>0.000</b>	
<b>Faculty:</b>	<b>0.000</b>	<b>Acad Pro:</b>	<b>0.000</b>	<b>Contract:</b>	<b>0.000</b>	
					<b>\$181,449</b>	

Position	Type	FTE	Title	Salary	Budget
<b>1100</b>	<b>15414</b>	<b>Sheridan R&amp;E-PR/Supp</b>			
0459	A	0.500	Director/Assoc Professor	\$85,008	\$42,504
1797	S	1.000	Office Associate	\$32,724	\$32,724
1803	S	1.000	Farm Mgr, Research & Extension	\$49,092	\$49,092
2156	S	1.000	Research Associate I	\$32,628	\$32,628
<b>Admin:</b>	<b>0.500</b>	<b>Staff:</b>	<b>3.000</b>	<b>Admin Pro:</b>	<b>0.000</b>
<b>Faculty:</b>	<b>0.000</b>	<b>Acad Pro:</b>	<b>0.000</b>	<b>Contract:</b>	<b>0.000</b>
					<b>\$156,948</b>
<b>1100</b>	<b>15415</b>	<b>Laramie R&amp;E-PR/Supp</b>			
0334	A	0.833	Dir/Resrch Scientist,Asst ETT	\$65,004	\$54,170
0707	S	1.000	Mgr,Vet Sci Facilities&Animals	\$39,768	\$39,768
<b>Admin:</b>	<b>0.833</b>	<b>Staff:</b>	<b>1.000</b>	<b>Admin Pro:</b>	<b>0.000</b>
<b>Faculty:</b>	<b>0.000</b>	<b>Acad Pro:</b>	<b>0.000</b>	<b>Contract:</b>	<b>0.000</b>
					<b>\$93,938</b>
<b>1100</b>	<b>15416</b>	<b>Stock Farm</b>			
0128	S	0.500	Livestock Manager	\$39,636	\$19,818
0370	S	1.000	Mechanic	\$32,220	\$32,220
0428	S	1.000	Livestock Manager	\$38,256	\$38,256
0681	S	0.667	Laramie Farm Mgr, Res & Ext	\$58,356	\$38,904
1713	S	1.000	Asst Farm Mgr, Research & Ext	\$38,172	\$38,172
1743	S	0.500	Livestock Manager	\$32,628	\$16,314
<b>Admin:</b>	<b>0.000</b>	<b>Staff:</b>	<b>4.667</b>	<b>Admin Pro:</b>	<b>0.000</b>
<b>Faculty:</b>	<b>0.000</b>	<b>Acad Pro:</b>	<b>0.000</b>	<b>Contract:</b>	<b>0.000</b>
					<b>\$183,684</b>
<b>1100</b>	<b>15417</b>	<b>LREC Meat Lab</b>			
0345	S	0.750	Mgr, Meat Laboratory	\$37,020	\$27,765
<b>Admin:</b>	<b>0.000</b>	<b>Staff:</b>	<b>0.750</b>	<b>Admin Pro:</b>	<b>0.000</b>
<b>Faculty:</b>	<b>0.000</b>	<b>Acad Pro:</b>	<b>0.000</b>	<b>Contract:</b>	<b>0.000</b>
					<b>\$27,765</b>
<b>1100</b>	<b>15440</b>	<b>St AES-An Sci-Supp</b>			
2196	P	0.620	Research Scientist,Asst ETT	\$44,004	\$27,274
<b>Admin:</b>	<b>0.000</b>	<b>Staff:</b>	<b>0.000</b>	<b>Admin Pro:</b>	<b>0.000</b>
<b>Faculty:</b>	<b>0.000</b>	<b>Acad Pro:</b>	<b>0.620</b>	<b>Contract:</b>	<b>0.000</b>
					<b>\$27,274</b>

Position	Type	FTE	Title	Salary	Budget
<b>1100</b>	<b>15460</b>	<b>St AES-Mol Bio-Supp</b>			
0410	P	0.500	Research Scientist,Sr	\$42,372	\$21,186
<b>Admin:</b>	<b>0.000</b>	<b>Staff:</b>	<b>0.000</b>	<b>Admin Pro:</b>	<b>0.000</b>
<b>Faculty:</b>	<b>0.000</b>	<b>Acad Pro:</b>	<b>0.500</b>	<b>Contract:</b>	<b>0.000</b>
					<b>\$21,186</b>
<b>1100</b>	<b>15470</b>	<b>St AES-PS-Supp</b>			
4485	P	0.145	Research Scientist	\$55,116	\$7,992
<b>Admin:</b>	<b>0.000</b>	<b>Staff:</b>	<b>0.000</b>	<b>Admin Pro:</b>	<b>0.000</b>
<b>Faculty:</b>	<b>0.000</b>	<b>Acad Pro:</b>	<b>0.145</b>	<b>Contract:</b>	<b>0.000</b>
					<b>\$7,992</b>
<b>1100</b>	<b>15491</b>	<b>St AES-Vet Lab-Supp</b>			
0674	P	0.500	Research Scientist,Assoc	\$60,000	\$30,000
4247	S	0.500	Office Associate	\$0	\$12,018
4374	S	0.500	Laboratory Technician I	\$38,172	\$19,086
<b>Admin:</b>	<b>0.000</b>	<b>Staff:</b>	<b>1.000</b>	<b>Admin Pro:</b>	<b>0.000</b>
<b>Faculty:</b>	<b>0.000</b>	<b>Acad Pro:</b>	<b>0.500</b>	<b>Contract:</b>	<b>0.000</b>
					<b>\$61,104</b>
<b>1100</b>	<b>15500</b>	<b>St AES-Admin-PR</b>			
0354	S	0.166	Business Manager, Executive	\$83,604	\$13,934
0809	S	0.333	Coord, College Affairs	\$78,456	\$26,152
0851	S	0.083	Mgr, AreaTech & Communications	\$54,264	\$4,522
0865	S	0.417	Accountant	\$53,772	\$22,405
1044	A	0.833	Assoc Dean/Professor	\$128,400	\$107,000
1070	A	0.333	Dean/Professor	\$195,720	\$65,240
1107	S	0.334	Office Associate, Senior	\$38,004	\$12,668
1190	S	0.333	Interim Dir of Operations	\$64,128	\$23,888
1799	S	0.584	Staff Assistant	\$40,008	\$23,338
2242	S	0.167	Accounting Associate	\$31,920	\$5,320
4692	S	0.250	Accounting Associate, Senior	\$38,148	\$9,537
<b>Admin:</b>	<b>1.166</b>	<b>Staff:</b>	<b>2.667</b>	<b>Admin Pro:</b>	<b>0.000</b>
<b>Faculty:</b>	<b>0.000</b>	<b>Acad Pro:</b>	<b>0.000</b>	<b>Contract:</b>	<b>0.000</b>
					<b>\$314,004</b>



Position	Type	FTE	Title	Salary	Budget
<b>4020</b>	<b>15501</b>	<b>Sect 1-MS 4 Admin-PR</b>		<b>134MSADMNP</b>	
1799	S	0.083	Staff Assistant	\$40,008	\$3,334
2073	S	0.167	Accounting Associate, Senior	\$37,788	\$6,298
<b>Admin:</b>	<b>0.000</b>	<b>Staff:</b>	<b>0.250</b>	<b>Admin Pro:</b>	<b>0.000</b>
<b>Faculty:</b>	<b>0.000</b>	<b>Acad Pro:</b>	<b>0.000</b>	<b>Contract:</b>	<b>0.000</b>
					<b>\$9,632</b>
<b>4021</b>	<b>15502</b>	<b>Sect 1-MS 1-3 Admin-PR</b>		<b>143MSADMNP</b>	
1799	S	0.083	Staff Assistant	\$40,008	\$3,334
2073	S	0.250	Accounting Associate, Senior	\$37,788	\$9,447
<b>Admin:</b>	<b>0.000</b>	<b>Staff:</b>	<b>0.333</b>	<b>Admin Pro:</b>	<b>0.000</b>
<b>Faculty:</b>	<b>0.000</b>	<b>Acad Pro:</b>	<b>0.000</b>	<b>Contract:</b>	<b>0.000</b>
					<b>\$12,781</b>
<b>4011</b>	<b>15503</b>	<b>Sect 1-HF 1-3 Admin-PR</b>		<b>143HFADMNP</b>	
0334	A	0.167	Dir/Resrch Scientist,Asst ETT	\$65,004	\$10,834
0354	S	0.167	Business Manager, Executive	\$83,604	\$13,934
1754	S	0.167	Farm Mgr, Research & Extension	\$0	\$8,646
2073	S	0.250	Accounting Associate, Senior	\$37,788	\$9,447
<b>Admin:</b>	<b>0.167</b>	<b>Staff:</b>	<b>0.584</b>	<b>Admin Pro:</b>	<b>0.000</b>
<b>Faculty:</b>	<b>0.000</b>	<b>Acad Pro:</b>	<b>0.000</b>	<b>Contract:</b>	<b>0.000</b>
					<b>\$42,861</b>
<b>4010</b>	<b>15504</b>	<b>Sect 1-HF 4 Admin-PR</b>		<b>134HFADMNP</b>	
1754	S	0.167	Farm Mgr, Research & Extension	\$0	\$8,646
2073	S	0.083	Accounting Associate, Senior	\$37,788	\$3,149
<b>Admin:</b>	<b>0.000</b>	<b>Staff:</b>	<b>0.250</b>	<b>Admin Pro:</b>	<b>0.000</b>
<b>Faculty:</b>	<b>0.000</b>	<b>Acad Pro:</b>	<b>0.000</b>	<b>Contract:</b>	<b>0.000</b>
					<b>\$11,795</b>
<b>4030</b>	<b>15505</b>	<b>Sect 1-RRF 4 Admin-PR</b>		<b>134RRFADMNP</b>	
0354	S	0.167	Business Manager, Executive	\$83,604	\$13,934
1799	S	0.083	Staff Assistant	\$40,008	\$3,334
<b>Admin:</b>	<b>0.000</b>	<b>Staff:</b>	<b>0.250</b>	<b>Admin Pro:</b>	<b>0.000</b>
<b>Faculty:</b>	<b>0.000</b>	<b>Acad Pro:</b>	<b>0.000</b>	<b>Contract:</b>	<b>0.000</b>
					<b>\$17,268</b>

Position	Type	FTE	Title	Salary	Budget
<b>4031</b>	<b>15506</b>	<b>Sect 1-RRF 1-3 Admin-PR</b>		<b>143RRFADMNP</b>	
1044	A	0.167	Assoc Dean/Professor	\$128,400	\$21,400
1754	S	0.083	Farm Mgr, Research & Extension	\$0	\$4,323
1799	S	0.167	Staff Assistant	\$40,008	\$6,668
2073	S	0.250	Accounting Associate, Senior	\$37,788	\$9,447
<b>Admin:</b>	<b>0.167</b>	<b>Staff:</b>	<b>0.500</b>	<b>Admin Pro:</b>	<b>0.000</b>
<b>Faculty:</b>	<b>0.000</b>	<b>Acad Pro:</b>	<b>0.000</b>	<b>Contract:</b>	<b>0.000</b>
					<b>\$41,838</b>
<b>1100</b>	<b>15520</b>	<b>Rodeo Team-PR/Supp</b>			
2165	P	0.750	Lecturer,Asst ETT	\$45,192	\$33,894
<b>Admin:</b>	<b>0.000</b>	<b>Staff:</b>	<b>0.000</b>	<b>Admin Pro:</b>	<b>0.000</b>
<b>Faculty:</b>	<b>0.000</b>	<b>Acad Pro:</b>	<b>0.750</b>	<b>Contract:</b>	<b>0.000</b>
					<b>\$33,894</b>
<b>1100</b>	<b>15530</b>	<b>St AES-Ag Econ-PR</b>			
0117	F	0.417	Assoc Professor	\$80,148	\$33,395
0151	F	0.250	Assoc Professor	\$77,724	\$19,431
0386	F	0.583	Professor	\$129,288	\$75,418
0407	F	0.416	Asst Professor	\$75,000	\$31,250
0659	F	0.500	Assoc Professor	\$0	\$30,000
0660	F	0.250	Assoc Professor	\$80,856	\$20,214
0725	F	0.167	Professor	\$119,664	\$19,944
0892	P	0.333	Post Doc Res Assoc	\$55,008	\$18,336
1176	F	0.250	Asst Professor	\$71,652	\$17,913
1475	F	0.584	Assoc Professor	\$78,768	\$45,948
1689	F	0.333	Assoc Professor	\$70,980	\$23,660
1731	S	0.333	Office Associate	\$33,324	\$11,108
1744	S	0.250	Accounting Associate, Senior	\$40,044	\$10,011
1784	P	0.500	Research Scientist ETT	\$50,004	\$25,002
1890	F	0.083	Department Head/Assoc Prof	\$116,868	\$9,739
1904	F	0.250	Assoc Professor	\$92,004	\$23,001
2126	F	0.500	Assoc Professor	\$77,736	\$38,868
2132	P	0.446	Research Scientist,Sr ETT	\$63,948	\$28,615
<b>Admin:</b>	<b>0.000</b>	<b>Staff:</b>	<b>0.583</b>	<b>Admin Pro:</b>	<b>0.000</b>
<b>Faculty:</b>	<b>4.583</b>	<b>Acad Pro:</b>	<b>1.279</b>	<b>Contract:</b>	<b>0.000</b>
					<b>\$481,853</b>

Position	Type	FTE	Title	Salary	Budget
<b>4011</b>	<b>15533</b>	<b>Sect 1-HF 1-3 Ag Econ-PR</b>		<b>143HFAECP</b>	
1176	F	0.167	Asst Professor	\$71,652	\$11,942
1744	S	0.083	Accounting Associate, Senior	\$40,044	\$3,337
1890	F	0.083	Department Head/Assoc Prof	\$116,868	\$9,739
<b>Admin:</b>	<b>0.000</b>	<b>Staff:</b>	<b>0.083</b>	<b>Admin Pro:</b>	<b>0.000</b>
<b>Faculty:</b>	<b>0.250</b>	<b>Acad Pro:</b>	<b>0.000</b>	<b>Contract:</b>	<b>0.000</b>
					<b>\$25,018</b>
<b>4030</b>	<b>15535</b>	<b>Sect 1-RRF 4 Ag Econ-PR</b>		<b>134RRFAECP</b>	
0660	F	0.250	Assoc Professor	\$80,856	\$20,214
1475	F	0.083	Assoc Professor	\$78,768	\$6,564
1744	S	0.083	Accounting Associate, Senior	\$40,044	\$3,337
1890	F	0.083	Department Head/Assoc Prof	\$116,868	\$9,739
<b>Admin:</b>	<b>0.000</b>	<b>Staff:</b>	<b>0.083</b>	<b>Admin Pro:</b>	<b>0.000</b>
<b>Faculty:</b>	<b>0.416</b>	<b>Acad Pro:</b>	<b>0.000</b>	<b>Contract:</b>	<b>0.000</b>
					<b>\$39,854</b>
<b>4031</b>	<b>15536</b>	<b>Sect 1-RRF 1-3 Ag Econ-PR</b>		<b>143RRFAECP</b>	
0117	F	0.250	Assoc Professor	\$80,148	\$20,037
0151	F	0.250	Assoc Professor	\$77,724	\$19,431
0407	F	0.250	Asst Professor	\$75,000	\$18,750
0725	F	0.083	Professor	\$119,664	\$9,972
1904	F	0.250	Assoc Professor	\$92,004	\$23,001
<b>Admin:</b>	<b>0.000</b>	<b>Staff:</b>	<b>0.000</b>	<b>Admin Pro:</b>	<b>0.000</b>
<b>Faculty:</b>	<b>1.083</b>	<b>Acad Pro:</b>	<b>0.000</b>	<b>Contract:</b>	<b>0.000</b>
					<b>\$91,191</b>
<b>1100</b>	<b>15540</b>	<b>St AES-An Sci-PR</b>			
0253	S	0.584	Office Assistant, Senior	\$26,940	\$15,715
0285	F	0.417	Assoc Professor	\$71,364	\$29,735
0294	F	0.333	Professor	\$88,128	\$29,376
0357	S	0.417	Accounting Associate	\$25,824	\$10,760
0363	F	0.083	Assoc Professor	\$82,212	\$6,851
0513	F	0.583	Asst Professor	\$0	\$35,000
0551	F	0.500	Prof/Interim Research Leader	\$96,336	\$48,168
0593	S	0.833	Laboratory Technician II	\$43,836	\$36,530
0622	F	0.312	Professor	\$145,332	\$45,417
0686	P	1.000	Research Scientist,Sr ETT	\$54,024	\$54,024
0936	F	0.584	Assoc Professor	\$79,200	\$46,200

Position	Type	FTE	Title	Salary	Budget
<b>1100</b>	<b>15540</b>	<b>St AES-An Sci-PR</b>			
0963	S	0.333	Accountant	\$41,400	\$13,800
1021	F	0.667	Professor	\$121,092	\$80,728
1057	S	1.000	Laboratory Technician I	\$41,124	\$41,124
1118	F	0.584	Assoc Professor	\$61,332	\$35,777
1242	P	1.000	Research Scientist,Asst ETT	\$40,008	\$40,008
1318	F	0.500	Professor	\$90,072	\$45,036
1537	P	1.000	Research Scientist,Sr ETT	\$52,740	\$52,740
1679	A	0.250	Department Head/Professor	\$121,596	\$30,399
1800	F	0.500	Assoc Professor	\$70,452	\$35,226
1893	F	0.250	Assoc Professor	\$81,444	\$20,361
2249	F	0.583	Assoc Professor	\$0	\$35,000
2570	F	0.167	Assoc Professor	\$81,756	\$13,626
<b>Admin:</b>	<b>0.250</b>	<b>Staff:</b>	<b>3.167</b>	<b>Admin Pro:</b>	<b>0.000</b>
<b>Faculty:</b>	<b>6.063</b>	<b>Acad Pro:</b>	<b>3.000</b>	<b>Contract:</b>	<b>0.000</b>
					<b>\$801,601</b>
<b>4011</b>	<b>15543</b>	<b>Sect 1-HF 1-3 An Sci-PR</b>		<b>143HFANSP</b>	
0294	F	0.167	Professor	\$88,128	\$14,688
0357	S	0.083	Accounting Associate	\$25,824	\$2,152
0363	F	0.167	Assoc Professor	\$82,212	\$13,702
0936	F	0.083	Assoc Professor	\$79,200	\$6,600
0963	S	0.167	Accountant	\$41,400	\$6,900
1118	F	0.083	Assoc Professor	\$61,332	\$5,111
1318	F	0.083	Professor	\$90,072	\$7,506
1893	F	0.083	Assoc Professor	\$81,444	\$6,787
2570	F	0.083	Assoc Professor	\$81,756	\$6,813
<b>Admin:</b>	<b>0.000</b>	<b>Staff:</b>	<b>0.250</b>	<b>Admin Pro:</b>	<b>0.000</b>
<b>Faculty:</b>	<b>0.749</b>	<b>Acad Pro:</b>	<b>0.000</b>	<b>Contract:</b>	<b>0.000</b>
					<b>\$70,259</b>
<b>4031</b>	<b>15546</b>	<b>Sect 1-RRF 1-3 An Sci-PR</b>		<b>143RRFANSP</b>	
0285	F	0.250	Assoc Professor	\$71,364	\$17,841
0551	F	0.250	Prof/Interim Research Leader	\$96,336	\$24,084
0622	F	0.063	Professor	\$145,332	\$9,084
0963	S	0.083	Accountant	\$41,400	\$3,450
<b>Admin:</b>	<b>0.000</b>	<b>Staff:</b>	<b>0.083</b>	<b>Admin Pro:</b>	<b>0.000</b>
<b>Faculty:</b>	<b>0.563</b>	<b>Acad Pro:</b>	<b>0.000</b>	<b>Contract:</b>	<b>0.000</b>
					<b>\$54,459</b>

Position	Type	FTE	Title	Salary	Budget
<b>1100</b>	<b>15550</b>	<b>St AES-FCS-PR</b>			
0301	F	0.167	Assoc Professor	\$67,020	\$11,170
0311	F	0.333	Professor	\$95,568	\$31,856
0320	F	0.250	Department Head/Assoc Prof	\$83,892	\$20,973
0438	S	0.333	Office Assistant, Senior	\$28,884	\$9,628
0475	F	0.250	Assoc Professor	\$64,536	\$16,134
0517	F	0.167	Asst Professor	\$56,316	\$9,386
0586	F	0.334	Assoc Professor	\$63,456	\$21,152
0587	F	0.333	Assoc Professor	\$67,428	\$22,476
0893	S	0.333	Office Associate, Senior	\$50,652	\$16,884
1148	S	0.250	Accounting Associate, Senior	\$43,464	\$10,866
1370	F	0.535	Professor	\$49,020	\$40,842
1510	F	0.500	Professor	\$78,660	\$39,330
<b>Admin:</b>	<b>0.000</b>	<b>Staff:</b>	<b>0.916</b>	<b>Admin Pro:</b>	<b>0.000</b>
<b>Faculty:</b>	<b>2.869</b>	<b>Acad Pro:</b>	<b>0.000</b>	<b>Contract:</b>	<b>0.000</b>
					<b>\$250,697</b>
<b>4011</b>	<b>15553</b>	<b>Sect 1-HF 1-3 FCS-PR</b>		<b>143HFFCSP</b>	
0301	F	0.167	Assoc Professor	\$67,020	\$11,170
0517	F	0.167	Asst Professor	\$56,316	\$9,386
0586	F	0.083	Assoc Professor	\$63,456	\$5,288
1148	S	0.083	Accounting Associate, Senior	\$43,464	\$3,622
1261	F	0.167	Professor	\$104,808	\$17,468
1370	F	0.179	Professor	\$49,020	\$13,614
<b>Admin:</b>	<b>0.000</b>	<b>Staff:</b>	<b>0.083</b>	<b>Admin Pro:</b>	<b>0.000</b>
<b>Faculty:</b>	<b>0.763</b>	<b>Acad Pro:</b>	<b>0.000</b>	<b>Contract:</b>	<b>0.000</b>
					<b>\$60,548</b>
<b>4031</b>	<b>15556</b>	<b>Sect 1-RRF 1-3 FCS-PR</b>		<b>143RRFFCSP</b>	
0311	F	0.167	Professor	\$95,568	\$15,928
0320	F	0.083	Department Head/Assoc Prof	\$83,892	\$6,991
0475	F	0.083	Assoc Professor	\$64,536	\$5,378
0586	F	0.083	Assoc Professor	\$63,456	\$5,288
0587	F	0.167	Assoc Professor	\$67,428	\$11,238
<b>Admin:</b>	<b>0.000</b>	<b>Staff:</b>	<b>0.000</b>	<b>Admin Pro:</b>	<b>0.000</b>
<b>Faculty:</b>	<b>0.583</b>	<b>Acad Pro:</b>	<b>0.000</b>	<b>Contract:</b>	<b>0.000</b>
					<b>\$44,823</b>

Position	Type	FTE	Title	Salary	Budget
<b>1100</b>	<b>15560</b>	<b>St AES-Mol Bio-PR</b>			
0108	F	0.300	Professor	\$0	\$16,002
0180	S	0.833	Coord, Instructional Lab	\$53,688	\$44,740
0250	F	0.500	Asst Professor	\$72,000	\$36,000
0352	F	0.500	Assoc Professor	\$78,144	\$39,072
0376	F	0.500	Asst Professor	\$66,000	\$33,000
0409	S	0.333	Accountant	\$42,540	\$14,180
0472	F	0.750	Professor	\$135,000	\$60,489
0584	F	0.417	Assoc Professor	\$70,620	\$29,425
0665	S	0.667	Accounting Associate	\$25,824	\$17,216
0792	F	0.500	Asst Professor	\$72,000	\$36,000
0886	S	0.750	Laboratory Technician I	\$42,252	\$31,689
0946	F	0.417	Professor	\$93,000	\$38,750
0974	F	0.584	Professor	\$92,448	\$53,928
1018	F	0.667	Professor	\$140,352	\$93,568
1085	F	0.290	Assoc Dir, SER/Professor	\$154,356	\$44,740
1250	P	1.000	Research Scientist,Sr	\$57,000	\$57,000
1251	A	0.250	Dept Chair/Assoc Prof	\$97,764	\$24,441
1268	S	0.833	Laboratory Technician II	\$44,712	\$37,260
1286	F	0.500	Asst Professor	\$68,004	\$34,002
1300	P	1.000	Research Scientist,Asst ETT	\$45,552	\$45,552
1302	F	0.500	Professor	\$94,692	\$47,346
1446	F	0.667	Professor	\$85,440	\$56,960
1748	F	0.500	Assoc Professor	\$77,304	\$38,652
1837	P	1.000	Research Scientist, Asst	\$40,260	\$40,260
1923	F	0.583	Assoc Professor	\$77,532	\$45,227
2044	P	1.000	Research Scientist,Assoc	\$39,756	\$39,756
<b>Admin:</b>	<b>0.250</b>	<b>Staff:</b>	<b>3.416</b>	<b>Admin Pro:</b>	<b>0.000</b>
<b>Faculty:</b>	<b>8.175</b>	<b>Acad Pro:</b>	<b>4.000</b>	<b>Contract:</b>	<b>0.000</b>
					<b>\$1,055,255</b>

Position	Type	FTE	Title	Salary	Budget
<b>4011</b>	<b>15563</b>	<b>Sect 1-HF 1-3 Mol Bio-PR</b>		<b>143HFMBP</b>	
0250	F	0.167	Asst Professor	\$72,000	\$12,000
0352	F	0.167	Assoc Professor	\$78,144	\$13,024
0376	F	0.167	Asst Professor	\$66,000	\$11,000
0409	S	0.250	Accountant	\$42,540	\$10,635
0792	F	0.167	Asst Professor	\$72,000	\$12,000
1286	F	0.167	Asst Professor	\$68,004	\$11,334
1748	F	0.167	Assoc Professor	\$77,304	\$12,884
1923	F	0.167	Assoc Professor	\$77,532	\$12,922
<b>Admin:</b>	<b>0.000</b>	<b>Staff:</b>	<b>0.250</b>	<b>Admin Pro:</b>	<b>0.000</b>
<b>Faculty:</b>	<b>1.169</b>	<b>Acad Pro:</b>	<b>0.000</b>	<b>Contract:</b>	<b>0.000</b>
					<b>\$95,799</b>
<b>4010</b>	<b>15564</b>	<b>Sect 1-HF 4 Mol Bio-PR</b>		<b>134HFMBP</b>	
0584	F	0.250	Assoc Professor	\$70,620	\$17,655
0946	F	0.250	Professor	\$93,000	\$23,250
0974	F	0.083	Professor	\$92,448	\$7,704
1251	A	0.250	Dept Chair/Assoc Prof	\$97,764	\$24,441
1302	F	0.167	Professor	\$94,692	\$15,782
<b>Admin:</b>	<b>0.250</b>	<b>Staff:</b>	<b>0.000</b>	<b>Admin Pro:</b>	<b>0.000</b>
<b>Faculty:</b>	<b>0.750</b>	<b>Acad Pro:</b>	<b>0.000</b>	<b>Contract:</b>	<b>0.000</b>
					<b>\$88,832</b>
<b>1100</b>	<b>15570</b>	<b>St AES-PS-PR</b>			
0224	P	1.000	Research Scientist,Asst ETT	\$40,008	\$40,008
0226	P	0.083	Ext Educator,Sr ETT	\$79,200	\$6,600
0479	P	0.400	Lecturer,Sr ETT	\$0	\$24,668
0637	F	0.250	Assoc Professor	\$83,100	\$20,775
1084	F	0.500	Assoc Professor	\$60,120	\$30,060
1165	F	0.500	Assoc Professor	\$69,660	\$34,830
1167	P	0.833	Lead/Research Scientist,Sr ETT	\$77,148	\$64,290
1246	F	0.500	Professor	\$0	\$30,000
1278	F	0.333	Asst Professor	\$65,004	\$21,668
1453	S	0.250	Accounting Associate, Senior	\$34,896	\$8,724
1521	F	0.167	Asst Professor	\$75,000	\$12,500

Position	Type	FTE	Title	Salary	Budget	
<b>1100</b>	<b>15570</b>	<b>St AES-PS-PR</b>				
1592	S	1.000	Technician, Master	\$59,568	\$59,568	
1657	S	0.417	Office Associate	\$30,168	\$12,570	
1698	F	0.083	Asst Professor	\$76,500	\$6,375	
2179	S	1.000	Research Associate II	\$42,684	\$42,684	
2569	F	0.354	Professor	\$0	\$20,000	
4485	P	0.335	Research Scientist	\$55,116	\$18,457	
<b>Admin:</b>	<b>0.000</b>	<b>Staff:</b>	<b>2.667</b>	<b>Admin Pro:</b>	<b>0.000</b>	<b>\$453,777</b>
<b>Faculty:</b>	<b>2.687</b>	<b>Acad Pro:</b>	<b>2.651</b>	<b>Contract:</b>	<b>0.000</b>	
<b>4011</b>	<b>15573</b>	<b>Sect 1-HF 1-3 PS-PR</b>			<b>143HFSP</b>	
0226	P	0.167	Ext Educator,Sr ETT	\$79,200	\$13,200	
0459	A	0.167	Director/Assoc Professor	\$85,008	\$14,168	
1165	F	0.167	Assoc Professor	\$69,660	\$11,610	
1278	F	0.167	Asst Professor	\$65,004	\$10,834	
1453	S	0.166	Accounting Associate, Senior	\$34,896	\$5,816	
<b>Admin:</b>	<b>0.167</b>	<b>Staff:</b>	<b>0.166</b>	<b>Admin Pro:</b>	<b>0.000</b>	<b>\$55,628</b>
<b>Faculty:</b>	<b>0.334</b>	<b>Acad Pro:</b>	<b>0.167</b>	<b>Contract:</b>	<b>0.000</b>	
<b>4010</b>	<b>15574</b>	<b>Sect 1-HF 4 PS-PR</b>			<b>134HFSP</b>	
0637	F	0.083	Assoc Professor	\$83,100	\$6,925	
<b>Admin:</b>	<b>0.000</b>	<b>Staff:</b>	<b>0.000</b>	<b>Admin Pro:</b>	<b>0.000</b>	<b>\$6,925</b>
<b>Faculty:</b>	<b>0.083</b>	<b>Acad Pro:</b>	<b>0.000</b>	<b>Contract:</b>	<b>0.000</b>	
<b>4031</b>	<b>15576</b>	<b>Sect 1-RRF 1-3 PS-PR</b>			<b>143RRFPSP</b>	
1657	S	0.083	Office Associate	\$30,168	\$2,514	
1698	F	0.167	Asst Professor	\$76,500	\$12,750	
<b>Admin:</b>	<b>0.000</b>	<b>Staff:</b>	<b>0.083</b>	<b>Admin Pro:</b>	<b>0.000</b>	<b>\$15,264</b>
<b>Faculty:</b>	<b>0.167</b>	<b>Acad Pro:</b>	<b>0.000</b>	<b>Contract:</b>	<b>0.000</b>	



Position	Type	FTE	Title	Salary	Budget
<b>4021</b>	<b>15578</b>	<b>Sect 1-MS 1-3 PS-PR</b>		<b>143MSPSP</b>	
0136	F	0.250	Asst Professor	\$70,008	\$17,502
1453	S	0.083	Accounting Associate, Senior	\$34,896	\$2,908
1521	F	0.333	Asst Professor	\$75,000	\$25,000
<b>Admin:</b>	<b>0.000</b>	<b>Staff:</b>	<b>0.083</b>	<b>Admin Pro:</b>	<b>0.000</b>
<b>Faculty:</b>	<b>0.583</b>	<b>Acad Pro:</b>	<b>0.000</b>	<b>Contract:</b>	<b>0.000</b>
					<b>\$45,410</b>
<b>1100</b>	<b>15580</b>	<b>St AES-REWM-PR</b>			
0172	F	0.500	Assoc Professor	\$70,284	\$35,142
0232	F	0.083	Assoc Professor	\$68,064	\$5,672
0239	S	0.500	Office Associate	\$37,512	\$18,756
0284	F	0.167	Assoc Professor	\$67,152	\$11,192
0339	F	0.500	Professor	\$81,516	\$40,758
0531	F	0.422	Professor	\$98,652	\$41,618
0611	F	0.500	Assoc Professor	\$81,408	\$40,704
0631	F	0.333	Professor	\$86,004	\$28,668
0908	F	0.500	Professor	\$0	\$25,000
1047	P	0.301	Research Scientist,Assoc ETT	\$49,248	\$14,807
1048	F	0.500	Professor	\$100,344	\$50,172
1130	F	0.750	Assoc Professor	\$64,812	\$48,609
1137	F	0.417	Asst Professor	\$66,000	\$27,500
1244	A	0.250	Department Head/Professor	\$120,000	\$30,000
1403	P	0.833	Research Scientist ETT	\$70,008	\$58,340
1588	F	0.250	Assoc Professor	\$68,388	\$17,097
1627	F	0.250	Assoc Professor	\$79,848	\$19,962
1729	F	0.417	Professor	\$90,480	\$37,700
1750	S	0.250	Accountant	\$41,676	\$10,419
1762	F	0.250	Assoc Professor	\$80,556	\$20,139
1784	P	0.500	Research Scientist ETT	\$50,004	\$25,002
1838	F	0.417	Assoc Professor	\$78,708	\$32,795
2020	S	0.333	Office Associate	\$39,540	\$13,180
2030	F	0.500	Professor	\$93,096	\$46,548
2136	F	0.417	Professor	\$138,480	\$57,700
2164	S	0.519	Laboratory Technician III	\$45,024	\$23,384
<b>Admin:</b>	<b>0.250</b>	<b>Staff:</b>	<b>1.602</b>	<b>Admin Pro:</b>	<b>0.000</b>
<b>Faculty:</b>	<b>7.173</b>	<b>Acad Pro:</b>	<b>1.634</b>	<b>Contract:</b>	<b>0.000</b>
					<b>\$780,864</b>

Position	Type	FTE	Title	Salary	Budget
<b>4011</b>	<b>15583</b>	<b>Sect 1-HF 1-3 REWM-PR</b>		<b>143HFNRP</b>	
0233	F	0.083	Professor	\$77,604	\$6,467
0531	F	0.084	Professor	\$98,652	\$8,324
0611	F	0.083	Assoc Professor	\$81,408	\$6,784
0631	F	0.167	Professor	\$86,004	\$14,334
1137	F	0.083	Asst Professor	\$66,000	\$5,500
1244	A	0.083	Department Head/Professor	\$120,000	\$10,000
1403	P	0.167	Research Scientist ETT	\$70,008	\$11,668
1627	F	0.083	Assoc Professor	\$79,848	\$6,654
1729	F	0.083	Professor	\$90,480	\$7,540
1750	S	0.084	Accountant	\$41,676	\$3,473
1762	F	0.083	Assoc Professor	\$80,556	\$6,713
2136	F	0.083	Professor	\$138,480	\$11,540
<b>Admin:</b>	<b>0.083</b>	<b>Staff:</b>	<b>0.084</b>	<b>Admin Pro:</b>	<b>0.000</b>
<b>Faculty:</b>	<b>0.832</b>	<b>Acad Pro:</b>	<b>0.167</b>	<b>Contract:</b>	<b>0.000</b>
					<b>\$98,997</b>
<b>4031</b>	<b>15586</b>	<b>Sect 1-RRF 1-3 RR-PR</b>		<b>143RRFRPP</b>	
0284	F	0.250	Assoc Professor	\$67,152	\$16,788
1838	F	0.083	Assoc Professor	\$78,708	\$6,559
<b>Admin:</b>	<b>0.000</b>	<b>Staff:</b>	<b>0.000</b>	<b>Admin Pro:</b>	<b>0.000</b>
<b>Faculty:</b>	<b>0.333</b>	<b>Acad Pro:</b>	<b>0.000</b>	<b>Contract:</b>	<b>0.000</b>
					<b>\$23,347</b>
<b>4021</b>	<b>15588</b>	<b>Sect 1-MS 1-3 REWM-PR</b>		<b>143MSNRP</b>	
0284	F	0.083	Assoc Professor	\$67,152	\$5,596
<b>Admin:</b>	<b>0.000</b>	<b>Staff:</b>	<b>0.000</b>	<b>Admin Pro:</b>	<b>0.000</b>
<b>Faculty:</b>	<b>0.083</b>	<b>Acad Pro:</b>	<b>0.000</b>	<b>Contract:</b>	<b>0.000</b>
					<b>\$5,596</b>
<b>1100</b>	<b>15590</b>	<b>St AES-Vet Sci-PR</b>			
0236	F	0.500	Asst Professor	\$85,008	\$42,504
0255	S	0.566	Accountant	\$50,484	\$28,601
0647	F	0.500	Asst Professor	\$83,904	\$41,952
0710	F	0.583	Professor	\$120,060	\$70,035
0931	F	0.500	Assoc Professor	\$83,412	\$41,706
0992	S	1.000	Laboratory Technician III	\$45,024	\$45,024
1112	F	0.917	Professor	\$116,676	\$106,953
1154	F	0.667	Professor	\$112,104	\$74,736
1156	F	0.500	Professor	\$101,232	\$50,616

Position	Type	FTE	Title	Salary	Budget
<b>1100</b>	<b>15590</b>	<b>St AES-Vet Sci-PR</b>			
1157	S	1.000	Laboratory Technician III	\$54,636	\$54,636
1158	S	1.000	Laboratory Technician III	\$55,416	\$55,416
1159	S	0.750	Office Associate, Senior	\$32,628	\$24,471
1161	F	0.583	Assoc Professor/Program Chair	\$105,216	\$61,376
1202	F	0.667	Assoc Professor	\$92,880	\$61,920
1299	S	1.000	Laboratory Technician III	\$53,544	\$53,544
1303	S	1.000	Laboratory Technician III	\$62,352	\$62,352
1304	S	1.000	Laboratory Technician III	\$61,656	\$61,656
1485	S	1.000	Laboratory Technician II	\$44,556	\$44,556
1824	F	0.667	Asst Professor	\$86,004	\$57,336
2060	S	1.000	Laboratory Technician III	\$53,904	\$53,904
2109	S	0.833	Histotechnologist	\$47,016	\$39,180
2244	F	0.333	Asst Professor	\$80,004	\$26,668
2558	S	1.000	Laboratory Technician II	\$41,400	\$41,400
2559	S	0.833	Laboratory Technician III	\$55,188	\$45,990
2560	S	1.000	Computer Support Spec, Exec	\$56,676	\$56,676
2561	F	0.417	Dept Head/Professor/Lab Dir	\$140,004	\$58,335
<b>Admin:</b>	<b>0.000</b>	<b>Staff:</b>	<b>12.982</b>	<b>Admin Pro:</b>	<b>0.000</b>
<b>Faculty:</b>	<b>6.834</b>	<b>Acad Pro:</b>	<b>0.000</b>	<b>Contract:</b>	<b>0.000</b>
					<b>\$1,361,543</b>

<b>4011</b>	<b>15593</b>	<b>Sect 1-HF 1-3 Vet Sci-PR</b>		<b>143HFVSCP</b>	
0236	F	0.167	Asst Professor	\$85,008	\$14,168
0255	S	0.162	Accountant	\$50,484	\$8,172
1154	F	0.083	Professor	\$112,104	\$9,342
1202	F	0.250	Assoc Professor	\$92,880	\$23,220
2109	S	0.167	Histotechnologist	\$47,016	\$7,836
2244	F	0.167	Asst Professor	\$80,004	\$13,334
2559	S	0.167	Laboratory Technician III	\$55,188	\$9,198
2561	F	0.083	Dept Head/Professor/Lab Dir	\$140,004	\$11,667
<b>Admin:</b>	<b>0.000</b>	<b>Staff:</b>	<b>0.496</b>	<b>Admin Pro:</b>	<b>0.000</b>
<b>Faculty:</b>	<b>0.750</b>	<b>Acad Pro:</b>	<b>0.000</b>	<b>Contract:</b>	<b>0.000</b>
					<b>\$96,937</b>

Position	Type	FTE	Title	Salary	Budget
<b>4010</b>	<b>15594</b>	<b>Sect 1-HF 4 Vet Sci-PR</b>		<b>134HFVSCP</b>	
0710	F	0.167	Professor	\$120,060	\$20,010
1161	F	0.167	Assoc Professor/Program Chair	\$105,216	\$17,536
1824	F	0.083	Asst Professor	\$86,004	\$7,167
<b>Admin:</b>	<b>0.000</b>	<b>Staff:</b>	<b>0.000</b>	<b>Admin Pro:</b>	<b>0.000</b>
<b>Faculty:</b>	<b>0.417</b>	<b>Acad Pro:</b>	<b>0.000</b>	<b>Contract:</b>	<b>0.000</b>
					<b>\$44,713</b>
<b>1100</b>	<b>15800</b>	<b>St CES-Admin-PR</b>			
0140	P	1.000	Ext Educator,Asst ETT	\$47,508	\$47,508
0149	S	0.833	Coord, Area Public Relations	\$48,492	\$40,410
0169	P	0.834	Ext Educator,Sr ETT	\$63,612	\$53,010
0170	P	0.583	Ext Educator,Sr ETT	\$66,996	\$39,081
0177	P	1.000	Ext Educator,Asst ETT	\$47,016	\$47,016
0191	P	0.500	Extension Educator,Asst	\$37,956	\$18,978
0197	P	0.750	Ext Educator,Sr ETT	\$57,648	\$43,236
0204	P	0.583	Ext Educator,Sr ETT	\$76,176	\$44,436
0245	P	0.500	Extension Educator	\$0	\$20,000
0286	P	1.000	Ext Educator,Asst ETT	\$45,012	\$45,012
0350	P	0.750	Ext Educator,Sr ETT	\$70,932	\$53,199
0354	S	0.500	Business Manager, Executive	\$83,604	\$41,802
0401	S	0.500	Program Associate II	\$0	\$23,496
0404	P	1.000	Ext Educator,Assoc ETT	\$51,984	\$51,984
0414	S	0.750	Coord, Conferences & Marketing	\$42,900	\$32,175
0448	P	1.000	Ext Educator,Assoc ETT	\$52,824	\$52,824
0464	P	0.583	Ext Educator,Sr ETT	\$76,716	\$44,751
0488	P	1.000	Assoc Dir/Ext Educator,Sr	\$104,004	\$104,004
0524	P	1.000	Ext Educator,Sr ETT	\$0	\$40,000
0568	P	1.000	Ext Educator,Asst ETT	\$0	\$40,000
0574	P	1.000	Ext Educator,Sr ETT	\$79,644	\$79,644
0601	P	1.000	Ext Educ,Asst ETT/Specialist	\$0	\$38,515
0624	P	0.292	Ext Educator,Assoc ETT	\$54,060	\$15,768
0670	P	1.000	Ext Educator,Sr ETT	\$54,768	\$54,768
0693	P	0.584	Ext Educator,Sr ETT	\$67,584	\$39,424
0753	A	1.000	Assoc Dir/Ext Ed,Senior ETT	\$109,620	\$109,620
0789	P	0.500	Extension Educator,Asst	\$38,712	\$19,356
0809	S	0.333	Coord, College Affairs	\$78,456	\$26,152
0850	P	0.750	Ext Educator,Sr ETT	\$74,832	\$56,124
0851	S	0.917	Mgr, AreaTech & Communications	\$54,264	\$49,742
0865	S	0.417	Accountant	\$53,772	\$22,405

Position	Type	FTE	Title	Salary	Budget
<b>1100</b>	<b>15800</b>	<b>St CES-Admin-PR</b>			
0888	S	1.000	Office Assistant, Senior	\$31,644	\$31,644
0924	P	1.000	Ext Educator,Assoc ETT	\$51,156	\$51,156
0962	P	0.917	Ext Educator,Sr ETT	\$67,032	\$61,446
1006	S	1.000	Office Associate	\$42,492	\$42,492
1027	P	0.583	Ext Educator,Sr ETT	\$63,240	\$36,890
1035	S	1.000	Office Associate	\$30,168	\$30,168
1052	S	1.000	Office Associate, Senior	\$50,616	\$50,616
1054	P	0.667	Ext Educ,Asst ETT/Specialist	\$54,036	\$36,024
1070	A	0.333	Dean/Professor	\$195,720	\$65,240
1077	P	0.583	Ext Educator,Sr ETT	\$65,832	\$38,402
1107	S	0.333	Office Associate, Senior	\$38,004	\$12,668
1108	P	0.667	Ext Educator,Sr ETT	\$62,988	\$41,992
1146	P	0.750	Ext Educ,Asst/4-H Coord ETT	\$72,060	\$54,045
1180	P	1.000	Extension Educator,Asst	\$47,016	\$47,016
1205	P	1.000	Ext Educator,Asst ETT	\$49,524	\$49,824
1265	P	1.000	Ext Educator,Asst ETT	\$44,928	\$44,928
1281	P	1.000	Ext Educator,Asst ETT	\$0	\$40,000
1282	P	1.000	Ext Educator,Asst ETT	\$48,012	\$48,012
1337	S	1.000	Web Site Designer/Developer	\$45,024	\$45,024
1380	P	0.509	Ext Educator,Assoc ETT	\$55,908	\$28,459
1397	A	0.155	Dir/Resrch Scientist,Assoc ETT	\$80,892	\$12,546
1404	P	1.000	Ext Educator,Asst ETT	\$46,008	\$46,008
1535	P	0.833	Ext Educator,Sr ETT	\$61,956	\$51,630
1634	P	1.000	Ext Educator,Assoc ETT	\$55,380	\$55,380
1651	P	0.782	Extension Educator,Asst	\$53,748	\$41,996
1668	P	1.000	Ext Educator,Asst ETT	\$46,056	\$46,056
1675	P	1.000	Ext Educator,Asst ETT	\$47,016	\$47,016
1678	P	1.000	Ext Educator,Sr ETT	\$93,984	\$93,984
1699	P	1.000	Ext Educator,Asst ETT	\$53,016	\$53,016
1751	S	0.917	Producer/Director, BrdcastMedia	\$41,400	\$37,950
1766	A	1.000	Assoc Dean/Director	\$150,240	\$150,240
2043	P	0.500	Extension Educator,Asst	\$42,672	\$21,336
2070	S	1.000	Accounting Associate, Senior	\$33,624	\$33,624
2116	S	0.113	Program Associate II	\$43,740	\$4,928
2118	P	0.512	Extension Educator,Asst	\$40,956	\$20,982
2135	S	0.750	Inst Tech Educational Spec	\$53,208	\$39,906
2137	P	1.000	Ext Educator,Sr ETT	\$67,692	\$67,692
2146	S	1.000	Accounting Associate, Senior	\$35,688	\$35,688
2165	P	0.167	Lecturer,Asst ETT	\$45,192	\$7,532

Position	Type	FTE	Title	Salary	Budget	
<b>1100</b>	<b>15800</b>	<b>St CES-Admin-PR</b>				
2241	P	0.500	Extension Educator,Asst	\$41,004	\$20,502	
2242	S	0.750	Accounting Associate	\$31,920	\$23,940	
2562	P	1.000	Ext Educator,Assoc ETT	\$54,120	\$54,120	
4026	S	0.312	Coord, Development	\$51,384	\$16,048	
4029	P	0.512	Extension Educator,Asst	\$40,776	\$20,894	
4031	P	0.512	Extension Educator,Asst	\$41,016	\$21,012	
4032	P	0.500	Extension Educator,Asst	\$41,868	\$20,934	
4121	P	0.500	Extension Educator,Asst	\$39,864	\$19,932	
4145	P	0.500	Extension Educator,Asst	\$39,312	\$19,656	
4188	P	0.500	Extension Educator,Asst	\$46,008	\$23,004	
4205	P	0.286	Extension Educator,Asst	\$0	\$8,000	
4259	P	0.338	Ext Educator,Sr ETT	\$70,824	\$23,945	
4286	P	0.511	Extension Educator,Asst	\$46,008	\$23,508	
4365	P	0.500	Extension Educator,Asst	\$45,000	\$22,500	
4413	P	0.500	Extension Educator,Asst	\$42,000	\$21,000	
4440	P	0.500	Extension Educator,Asst	\$38,712	\$19,356	
4441	P	0.500	Extension Educator,Asst	\$45,468	\$22,734	
4453	P	0.511	Ext Educator,Asst ETT	\$45,936	\$19,562	
4630	P	0.500	Extension Educator,Assoc	\$65,988	\$32,994	
4803	S	0.023	Cent\$ibleNutritionProgramCd,Sr	\$42,252	\$252	
4853	P	0.250	Extension Educator,Asst	\$40,896	\$10,224	
4977	P	0.330	Extension Educator,Asst	\$39,480	\$3,258	
<b>Admin:</b>	<b>2.488</b>	<b>Staff:</b>	<b>14.448</b>	<b>Admin Pro:</b>	<b>0.000</b>	<b>\$3,565,371</b>
<b>Faculty:</b>	<b>0.000</b>	<b>Acad Pro:</b>	<b>47.929</b>	<b>Contract:</b>	<b>0.000</b>	

<b>4041</b>	<b>15803</b>	<b>Sect 1-S/L 1-3 Admin-PR</b>		<b>143SLADMNP</b>	
0204	P	0.167	Ext Educator,Sr ETT	\$76,176	\$12,696
0350	P	0.250	Ext Educator,Sr ETT	\$70,932	\$17,733
0414	S	0.250	Coord, Conferences & Marketing	\$42,900	\$10,725
0464	P	0.167	Ext Educator,Sr ETT	\$76,716	\$12,786
0624	P	0.083	Ext Educator,Assoc ETT	\$54,060	\$4,505
0693	P	0.333	Ext Educator,Sr ETT	\$67,584	\$22,528
0850	P	0.250	Ext Educator,Sr ETT	\$74,832	\$18,708

Position	Type	FTE	Title	Salary	Budget
<b>4041</b>	<b>15803</b>	<b>Sect 1-S/L 1-3 Admin-PR</b>		<b>143SLADMNP</b>	
1027	P	0.167	Ext Educator,Sr ETT	\$63,240	\$10,540
1054	P	0.167	Ext Educ,Asst ETT/Specialist	\$54,036	\$9,006
1077	P	0.167	Ext Educator,Sr ETT	\$65,832	\$10,972
1108	P	0.250	Ext Educator,Sr ETT	\$62,988	\$15,747
1535	P	0.167	Ext Educator,Sr ETT	\$61,956	\$10,326
4259	P	0.169	Ext Educator,Sr ETT	\$70,824	\$11,973
<b>Admin:</b>	<b>0.000</b>	<b>Staff:</b>	<b>0.250</b>	<b>Admin Pro:</b>	<b>0.000</b>
<b>Faculty:</b>	<b>0.000</b>	<b>Acad Pro:</b>	<b>2.337</b>	<b>Contract:</b>	<b>0.000</b>
					<b>\$168,245</b>
<b>4040</b>	<b>15804</b>	<b>Sect 1-S/L 4 Admin-PR</b>		<b>134SLADMNP</b>	
0170	P	0.250	Ext Educator,Sr ETT	\$66,996	\$16,749
0197	P	0.250	Ext Educator,Sr ETT	\$57,648	\$14,412
0204	P	0.250	Ext Educator,Sr ETT	\$76,176	\$19,044
0464	P	0.250	Ext Educator,Sr ETT	\$76,716	\$19,179
0624	P	0.125	Ext Educator,Assoc ETT	\$54,060	\$6,758
0693	P	0.083	Ext Educator,Sr ETT	\$67,584	\$5,632
1027	P	0.250	Ext Educator,Sr ETT	\$63,240	\$15,810
1077	P	0.250	Ext Educator,Sr ETT	\$65,832	\$16,458
1146	P	0.250	Ext Educ,Asst/4-H Coord ETT	\$72,060	\$18,015
2135	S	0.250	Inst Tech Educational Spec	\$53,208	\$13,302
<b>Admin:</b>	<b>0.000</b>	<b>Staff:</b>	<b>0.250</b>	<b>Admin Pro:</b>	<b>0.000</b>
<b>Faculty:</b>	<b>0.000</b>	<b>Acad Pro:</b>	<b>1.958</b>	<b>Contract:</b>	<b>0.000</b>
					<b>\$145,359</b>
<b>4041</b>	<b>15805</b>	<b>Sect 1-S/L 1-3 Uee Multist Act</b>		<b>143SLADMNMSP</b>	
0169	P	0.083	Ext Educator,Sr ETT	\$63,612	\$5,301
0170	P	0.167	Ext Educator,Sr ETT	\$66,996	\$11,166
0962	P	0.083	Ext Educator,Sr ETT	\$67,032	\$5,586
1054	P	0.083	Ext Educ,Asst ETT/Specialist	\$54,036	\$4,503
1108	P	0.083	Ext Educator,Sr ETT	\$62,988	\$5,249
<b>Admin:</b>	<b>0.000</b>	<b>Staff:</b>	<b>0.000</b>	<b>Admin Pro:</b>	<b>0.000</b>
<b>Faculty:</b>	<b>0.000</b>	<b>Acad Pro:</b>	<b>0.499</b>	<b>Contract:</b>	<b>0.000</b>
					<b>\$31,805</b>

Position	Type	FTE	Title	Salary	Budget
<b>4041</b>	<b>15807</b>	<b>Sect 1-S/L 1-3 UEE Int Act PR</b>		<b>143SLADMNINP</b>	
0169	P	0.083	Ext Educator,Sr ETT	\$63,612	\$5,301
1054	P	0.083	Ext Educ,Asst ETT/Specialist	\$54,036	\$4,503
<b>Admin:</b>	<b>0.000</b>	<b>Staff:</b>	<b>0.000</b>	<b>Admin Pro:</b>	<b>0.000</b>
<b>Faculty:</b>	<b>0.000</b>	<b>Acad Pro:</b>	<b>0.166</b>	<b>Contract:</b>	<b>0.000</b>
					<b>\$9,804</b>
<b>4041</b>	<b>15813</b>	<b>Sect 1-S/L 1-3</b>		<b>143SLSPECINP</b>	
0226	P	0.250	Ext Educator,Sr ETT	\$79,200	\$19,800
0232	F	0.083	Assoc Professor	\$68,064	\$5,672
0233	F	0.333	Professor	\$77,604	\$25,868
0363	F	0.250	Assoc Professor	\$82,212	\$20,553
0637	F	0.083	Assoc Professor	\$83,100	\$6,925
0676	P	0.417	Ext Educator,Asst ETT	\$48,852	\$20,355
0725	F	0.500	Professor	\$119,664	\$59,832
1176	F	0.167	Asst Professor	\$71,652	\$11,942
1190	S	0.083	Interim Dir of Operations	\$64,128	\$5,972
1244	A	0.083	Department Head/Professor	\$120,000	\$10,000
1261	F	0.333	Professor	\$104,808	\$34,936
1617	P	0.417	Ext Educator,Sr ETT	\$77,676	\$32,365
1627	F	0.333	Assoc Professor	\$79,848	\$26,616
1698	F	0.333	Asst Professor	\$76,500	\$25,500
1762	F	0.250	Assoc Professor	\$80,556	\$20,139
2126	F	0.083	Assoc Professor	\$77,736	\$6,478
2570	F	0.167	Assoc Professor	\$81,756	\$13,626
<b>Admin:</b>	<b>0.083</b>	<b>Staff:</b>	<b>0.083</b>	<b>Admin Pro:</b>	<b>0.000</b>
<b>Faculty:</b>	<b>2.915</b>	<b>Acad Pro:</b>	<b>1.084</b>	<b>Contract:</b>	<b>0.000</b>
					<b>\$346,579</b>
<b>4041</b>	<b>15823</b>	<b>Sect 1-S/L 1-3</b>		<b>143SLSPECMSP</b>	
0136	F	0.083	Asst Professor	\$70,008	\$5,834
0583	P	0.333	Ext Educator,Asst ETT	\$60,000	\$20,000
2132	P	0.075	Research Scientist,Sr ETT	\$63,948	\$4,770
<b>Admin:</b>	<b>0.000</b>	<b>Staff:</b>	<b>0.000</b>	<b>Admin Pro:</b>	<b>0.000</b>
<b>Faculty:</b>	<b>0.083</b>	<b>Acad Pro:</b>	<b>0.408</b>	<b>Contract:</b>	<b>0.000</b>
					<b>\$30,604</b>



Position	Type	FTE	Title	Salary	Budget	
<b>1100</b>	<b>15830</b>	<b>St CES-Ag Econ-PR</b>				
0407	F	0.167	Asst Professor	\$75,000	\$12,500	
0725	F	0.250	Professor	\$119,664	\$29,916	
0892	P	0.333	Post Doc Res Assoc	\$55,008	\$18,336	
1176	F	0.250	Asst Professor	\$71,652	\$17,913	
1201	P	1.000	Ext Educator,Assoc ETT	\$60,360	\$60,360	
1617	P	0.583	Ext Educator,Sr ETT	\$77,676	\$45,311	
1731	S	0.500	Office Associate	\$33,324	\$16,662	
1744	S	0.167	Accounting Associate, Senior	\$40,044	\$6,674	
1890	F	0.418	Department Head/Assoc Prof	\$116,868	\$48,695	
2126	F	0.334	Assoc Professor	\$77,736	\$25,912	
2132	P	0.373	Research Scientist,Sr ETT	\$63,948	\$23,846	
<b>Admin:</b>	<b>0.000</b>	<b>Staff:</b>	<b>0.667</b>	<b>Admin Pro:</b>	<b>0.000</b>	
<b>Faculty:</b>	<b>1.419</b>	<b>Acad Pro:</b>	<b>2.289</b>	<b>Contract:</b>	<b>0.000</b>	<b>\$306,125</b>
<b>1100</b>	<b>15840</b>	<b>St CES-An Sci-PR</b>				
0253	S	0.083	Office Assistant, Senior	\$26,940	\$2,245	
0357	S	0.083	Accounting Associate	\$25,824	\$2,152	
0363	F	0.417	Assoc Professor	\$82,212	\$34,255	
0369	P	0.333	Lecturer,Asst ETT	\$0	\$10,000	
0963	S	0.167	Accountant	\$41,400	\$6,900	
1118	F	0.083	Assoc Professor	\$61,332	\$5,111	
1558	S	0.218	Program Associate III	\$48,012	\$10,475	
1679	A	0.500	Department Head/Professor	\$121,596	\$60,798	
1893	F	0.250	Assoc Professor	\$81,444	\$20,361	
2570	F	0.583	Assoc Professor	\$81,756	\$47,691	
<b>Admin:</b>	<b>0.500</b>	<b>Staff:</b>	<b>0.551</b>	<b>Admin Pro:</b>	<b>0.000</b>	
<b>Faculty:</b>	<b>1.333</b>	<b>Acad Pro:</b>	<b>0.333</b>	<b>Contract:</b>	<b>0.000</b>	<b>\$199,988</b>

Position	Type	FTE	Title	Salary	Budget
<b>1100</b>	<b>15850</b>		<b>St CES-FCS-PR</b>		
0320	F	0.333	Department Head/Assoc Prof	\$83,892	\$27,964
0438	S	0.250	Office Assistant, Senior	\$28,884	\$7,221
0583	P	0.667	Ext Educator,Asst ETT	\$60,000	\$40,000
0893	S	0.250	Office Associate, Senior	\$50,652	\$12,663
1148	S	0.250	Accounting Associate, Senior	\$43,464	\$10,866
1261	F	0.417	Professor	\$104,808	\$43,670
2240	A	0.667	Dir/Extension Educator,Sr	\$88,776	\$59,184
<b>Admin:</b>	<b>0.667</b>	<b>Staff:</b>	<b>0.750</b>	<b>Admin Pro:</b>	<b>0.000</b>
<b>Faculty:</b>	<b>0.750</b>	<b>Acad Pro:</b>	<b>0.667</b>	<b>Contract:</b>	<b>0.000</b>
					<b>\$201,568</b>
<b>1100</b>	<b>15870</b>		<b>St CES-PS-PR</b>		
0136	F	0.584	Asst Professor	\$70,008	\$40,838
0226	P	0.250	Ext Educator,Sr ETT	\$79,200	\$19,800
0637	F	0.250	Assoc Professor	\$83,100	\$20,775
0961	P	1.000	Extension Educator,Asst	\$58,008	\$58,008
1167	P	0.167	Lead/Research Scientist,Sr ETT	\$77,148	\$12,858
1190	S	0.584	Interim Dir of Operations	\$64,128	\$41,804
1246	F	0.333	Professor	\$0	\$20,000
1453	S	0.334	Accounting Associate, Senior	\$34,896	\$11,632
1521	F	0.417	Asst Professor	\$75,000	\$31,250
1657	S	0.333	Office Associate	\$30,168	\$10,056
1698	F	0.334	Asst Professor	\$76,500	\$25,500
2569	F	0.354	Professor	\$0	\$20,000
<b>Admin:</b>	<b>0.000</b>	<b>Staff:</b>	<b>1.251</b>	<b>Admin Pro:</b>	<b>0.000</b>
<b>Faculty:</b>	<b>2.272</b>	<b>Acad Pro:</b>	<b>1.417</b>	<b>Contract:</b>	<b>0.000</b>
					<b>\$312,521</b>
<b>1100</b>	<b>15880</b>		<b>St CES-REWM-PR</b>		
0232	F	0.083	Assoc Professor	\$68,064	\$5,672
0233	F	0.418	Professor	\$77,604	\$32,335
0676	P	0.583	Ext Educator,Asst ETT	\$48,852	\$28,497
1047	P	0.301	Research Scientist,Assoc ETT	\$49,248	\$14,807
1244	A	0.250	Department Head/Professor	\$120,000	\$30,000
1588	F	0.250	Assoc Professor	\$68,388	\$17,097
1627	F	0.334	Assoc Professor	\$79,848	\$26,616

Position	Type	FTE	Title	Salary	Budget	
<b>1100</b>	<b>15880</b>	<b>St CES-REWM-PR</b>				
1750	S	0.333	Accountant	\$41,676	\$13,892	
1762	F	0.417	Assoc Professor	\$80,556	\$33,565	
1838	F	0.500	Assoc Professor	\$78,708	\$39,354	
2020	S	0.333	Office Associate	\$39,540	\$13,180	
<b>Admin:</b>	<b>0.250</b>	<b>Staff:</b>	<b>0.666</b>	<b>Admin Pro:</b>	<b>0.000</b>	
<b>Faculty:</b>	<b>2.002</b>	<b>Acad Pro:</b>	<b>0.884</b>	<b>Contract:</b>	<b>0.000</b>	
					<b>\$255,015</b>	
<b>1100</b>	<b>15890</b>	<b>St CES-Vet Sci-PR</b>				
0255	S	0.081	Accountant	\$50,484	\$4,086	
1159	S	0.083	Office Associate, Senior	\$32,628	\$2,719	
2561	F	0.083	Dept Head/Professor/Lab Dir	\$140,004	\$11,667	
<b>Admin:</b>	<b>0.000</b>	<b>Staff:</b>	<b>0.164</b>	<b>Admin Pro:</b>	<b>0.000</b>	
<b>Faculty:</b>	<b>0.083</b>	<b>Acad Pro:</b>	<b>0.000</b>	<b>Contract:</b>	<b>0.000</b>	
					<b>\$18,472</b>	
<b>1100</b>	<b>16218</b>	<b>Wy Natural Diversity Database</b>				
2516	A	0.900	Director	\$75,576	\$68,019	
4061	P	0.050	Research Scientist, Asst	\$34,056	\$1,703	
4314	P	0.050	Research Scientist, Asst	\$49,284	\$2,465	
4333	P	0.500	Research Scientist, Asst	\$42,468	\$21,234	
4379	P	0.500	Research Scientist, Assoc	\$46,068	\$23,034	
4384	P	0.413	Research Scientist	\$48,468	\$20,017	
4385	S	0.500	Associate Director, WYNDD	\$56,508	\$28,254	
4386	P	0.500	Research Scientist, Assoc	\$50,292	\$25,146	
4393	P	0.050	Research Scientist, Asst	\$40,008	\$2,001	
4763	S	0.500	Office Associate	\$36,300	\$18,150	
4843	P	0.045	Research Scientist, Sr	\$43,008	\$1,931	
<b>Admin:</b>	<b>0.900</b>	<b>Staff:</b>	<b>1.000</b>	<b>Admin Pro:</b>	<b>0.000</b>	
<b>Faculty:</b>	<b>0.000</b>	<b>Acad Pro:</b>	<b>2.108</b>	<b>Contract:</b>	<b>0.000</b>	
					<b>\$211,954</b>	

Position	Type	FTE	Title	Salary	Budget	
<b>1100</b>	<b>16298</b>	<b>Haub School Envir &amp; Nat Res</b>				
2519	Z	1.000	Interim Asst Dir	\$47,004	\$47,004	
2520	P	1.000	Asst Dir/Lecturer, Asst ETT	\$57,000	\$57,000	
2521	P	1.000	Assoc Dir/Lecturer, Assoc ETT	\$67,008	\$67,008	
2622	P	1.000	Asst Dir/ResSciAssoc ETT	\$0	\$58,956	
2623	S	1.000	Office Associate, Senior	\$45,000	\$45,000	
2629	S	1.000	Coord, Area Public Relations	\$38,172	\$38,172	
4049	P	0.500	Research Scientist	\$43,008	\$21,504	
4395	S	0.500	Coord, Student Advising	\$38,172	\$19,086	
<b>Admin:</b>	<b>0.000</b>	<b>Staff:</b>	<b>2.500</b>	<b>Admin Pro:</b>	<b>1.000</b>	
<b>Faculty:</b>	<b>0.000</b>	<b>Acad Pro:</b>	<b>3.500</b>	<b>Contract:</b>	<b>0.000</b>	
					<b>\$353,730</b>	
<b>1100</b>	<b>16358</b>	<b>Chicano Studies</b>				
1081	A	1.000	Director/Assoc Professor	\$89,832	\$89,832	
<b>Admin:</b>	<b>1.000</b>	<b>Staff:</b>	<b>0.000</b>	<b>Admin Pro:</b>	<b>0.000</b>	
<b>Faculty:</b>	<b>0.000</b>	<b>Acad Pro:</b>	<b>0.000</b>	<b>Contract:</b>	<b>0.000</b>	
					<b>\$89,832</b>	
<b>1100</b>	<b>16435</b>	<b>ED/Elem &amp; Early Childhood Educ</b>				
0109	F	1.000	Assoc Professor	\$65,004	\$65,004	
0126	F	1.000	Asst Professor	\$59,136	\$59,136	
0167	F	1.000	Assoc Professor	\$73,956	\$73,956	
0181	S	1.000	Office Associate	\$35,172	\$35,172	
0258	F	1.000	Assoc Professor	\$64,140	\$64,140	
0270	P	1.000	Lecturer, Assoc ETT	\$56,880	\$56,880	
0355	F	1.000	Asst Professor	\$59,652	\$59,652	
0431	F	1.000	Assoc Professor	\$63,456	\$63,456	
0480	F	1.000	Assoc Professor	\$0	\$61,120	
0558	F	1.000	Assoc Professor	\$67,428	\$67,428	
0943	F	1.000	Assoc Professor	\$64,152	\$64,152	
1104	F	1.000	Department Head/Assoc Prof	\$76,800	\$76,800	
1253	A	1.000	Department Head/Professor	\$105,672	\$105,672	

Position	Type	FTE	Title	Salary	Budget	
<b>1100</b>	<b>16435</b>	<b>ED/Elem &amp; Early Childhood Educ</b>				
1355	P	1.000	Lecturer,Assoc ETT	\$58,536	\$58,536	
1489	F	1.000	Asst Professor	\$58,536	\$58,536	
1508	F	1.000	Professor	\$80,484	\$80,484	
1688	F	1.000	Assoc Professor	\$65,244	\$65,244	
1815	F	1.000	Assoc Professor	\$66,240	\$66,240	
1894	F	1.000	Asst Professor	\$58,008	\$58,008	
2181	P	1.000	Lecturer,Asst ETT	\$48,084	\$48,084	
2552	P	1.000	Lecturer,Assoc ETT	\$56,712	\$56,712	
2618	F	1.000	Asst Professor	\$57,108	\$57,108	
<b>Admin:</b>	<b>1.000</b>	<b>Staff:</b>	<b>1.000</b>	<b>Admin Pro:</b>	<b>0.000</b>	
<b>Faculty:</b>	<b>16.000</b>	<b>Acad Pro:</b>	<b>4.000</b>	<b>Contract:</b>	<b>0.000</b>	
					<b>\$1,401,520</b>	
<b>1100</b>	<b>16436</b>	<b>ED/Secondary Education</b>				
0102	P	1.000	Lecturer,Asst	\$58,536	\$58,536	
0150	F	1.000	Asst Professor	\$60,252	\$60,252	
0251	F	1.000	Assoc Professor	\$66,888	\$66,888	
0585	F	1.000	Assoc Professor	\$74,172	\$74,172	
0595	S	1.000	Office Associate	\$30,168	\$30,168	
0765	F	1.000	Department Head/Assoc Prof	\$77,892	\$77,892	
1080	F	1.000	Asst Professor	\$0	\$57,216	
1456	A	1.000	Director/Professor	\$110,004	\$110,004	
1646	F	1.000	Asst Professor	\$61,548	\$61,548	
1917	F	1.000	Assoc Professor	\$0	\$61,120	
<b>Admin:</b>	<b>1.000</b>	<b>Staff:</b>	<b>1.000</b>	<b>Admin Pro:</b>	<b>0.000</b>	
<b>Faculty:</b>	<b>7.000</b>	<b>Acad Pro:</b>	<b>1.000</b>	<b>Contract:</b>	<b>0.000</b>	
					<b>\$657,796</b>	
<b>1100</b>	<b>16948</b>	<b>WyGisc</b>				
0248	P	0.500	Research Scientist,Sr ETT	\$64,020	\$32,010	
1574	S	1.000	Accountant	\$42,804	\$42,804	
2628	P	1.000	Research Scientist,Asst ETT	\$55,008	\$55,008	
<b>Admin:</b>	<b>0.000</b>	<b>Staff:</b>	<b>1.000</b>	<b>Admin Pro:</b>	<b>0.000</b>	
<b>Faculty:</b>	<b>0.000</b>	<b>Acad Pro:</b>	<b>1.500</b>	<b>Contract:</b>	<b>0.000</b>	
					<b>\$129,822</b>	

Position	Type	FTE	Title	Salary	Budget
<b>1100</b>	<b>17004</b>	<b>Classroom Building Coordinator</b>			
1144	S	1.000	Coord, Central Scheduling	\$38,172	\$38,172
<b>Admin:</b>	<b>0.000</b>	<b>Staff:</b>	<b>1.000</b>	<b>Admin Pro:</b>	<b>0.000</b>
<b>Faculty:</b>	<b>0.000</b>	<b>Acad Pro:</b>	<b>0.000</b>	<b>Contract:</b>	<b>0.000</b>
					<b>\$38,172</b>
<b>1100</b>	<b>17142</b>	<b>AVP for Fiscal Admin</b>			
0125	S	1.000	Business Analyst, Executive	\$69,144	\$69,144
0173	S	1.000	Budget Analyst, Senior	\$65,400	\$65,400
0262	S	1.000	Mgr, Univ Business Process	\$85,656	\$85,656
0873	S	1.000	Budget/Reporting Analyst Sr.	\$67,620	\$74,076
0951	S	1.000	Coord, Financial Services	\$53,028	\$53,028
1025	A	1.000	Interim VP for Fiscal Admin	\$150,000	\$150,000
1316	A	1.000	Asst VP,Budget & Inst Analysis	\$133,008	\$133,008
1464	S	1.000	Manager, Financial Services	\$92,472	\$92,472
1722	S	1.000	Accountant, Professional	\$60,000	\$60,000
2630	S	1.000	Budget Analyst, Senior	\$0	\$62,604
<b>Admin:</b>	<b>2.000</b>	<b>Staff:</b>	<b>8.000</b>	<b>Admin Pro:</b>	<b>0.000</b>
<b>Faculty:</b>	<b>0.000</b>	<b>Acad Pro:</b>	<b>0.000</b>	<b>Contract:</b>	<b>0.000</b>
					<b>\$845,388</b>
<b>1100</b>	<b>17182</b>	<b>Accounts Receivable</b>			
0604	S	0.500	Accounting Associate	\$25,824	\$12,912
0756	S	1.000	Business Analyst, Executive	\$74,148	\$74,148
1433	S	1.000	Supv, Accts Receivable	\$44,016	\$44,016
2131	S	1.000	Office Assistant, Senior	\$26,724	\$26,724
2141	S	1.000	Office Assistant, Senior	\$26,604	\$26,604
2188	S	1.000	Asst Supv, Accts Receivable	\$41,820	\$41,820
<b>Admin:</b>	<b>0.000</b>	<b>Staff:</b>	<b>5.500</b>	<b>Admin Pro:</b>	<b>0.000</b>
<b>Faculty:</b>	<b>0.000</b>	<b>Acad Pro:</b>	<b>0.000</b>	<b>Contract:</b>	<b>0.000</b>
					<b>\$226,224</b>

Position	Type	FTE	Title	Salary	Budget	
<b>1100</b>	<b>17756</b>	<b>Business Services - PPL</b>				
0371	S	1.000	Computer Support Spec, Exec	\$55,524	\$55,524	
0927	S	1.000	Office Assistant, Senior	\$24,036	\$24,036	
1015	S	1.000	Accounting Associate, Senior	\$36,300	\$36,300	
1439	S	1.000	Accounting Associate, Senior	\$32,232	\$32,232	
1441	S	1.000	Office Associate, Senior	\$38,736	\$38,736	
1465	S	1.000	Supv, Facilities/Grounds	\$0	\$33,480	
2125	S	1.000	Business Manager	\$46,572	\$46,572	
2204	Z	1.000	Deputy Director, Business Serv	\$81,000	\$81,000	
<b>Admin:</b>	<b>0.000</b>	<b>Staff:</b>	<b>7.000</b>	<b>Admin Pro:</b>	<b>1.000</b>	
<b>Faculty:</b>	<b>0.000</b>	<b>Acad Pro:</b>	<b>0.000</b>	<b>Contract:</b>	<b>0.000</b>	
					<b>\$347,880</b>	
<b>1100</b>	<b>17759</b>	<b>Technical Services</b>				
0564	S	1.000	Stage Technician	\$31,560	\$31,560	
1435	S	1.000	Stage Technician, Senior	\$0	\$33,984	
1693	S	1.000	Coord, Technical Services	\$39,960	\$39,960	
1712	S	1.000	Stage Technician	\$31,884	\$31,884	
1918	S	1.000	Stage Technician, Senior	\$34,728	\$34,728	
<b>Admin:</b>	<b>0.000</b>	<b>Staff:</b>	<b>5.000</b>	<b>Admin Pro:</b>	<b>0.000</b>	
<b>Faculty:</b>	<b>0.000</b>	<b>Acad Pro:</b>	<b>0.000</b>	<b>Contract:</b>	<b>0.000</b>	
					<b>\$172,116</b>	
<b>1100</b>	<b>17762</b>	<b>Equipment Services</b>				
0362	S	1.000	Manager, General Labor	\$56,508	\$56,508	
0379	S	1.000	Asst. Mgr, Equipment Services	\$45,024	\$45,024	
0880	S	1.000	Mechanic, Master	\$35,292	\$35,292	
0990	S	1.000	Heavy Equipment Operator	\$40,416	\$40,416	
1001	S	1.000	Mechanic, Master	\$0	\$39,864	
1351	S	1.000	Heavy Equipment Operator	\$38,196	\$38,196	
<b>Admin:</b>	<b>0.000</b>	<b>Staff:</b>	<b>6.000</b>	<b>Admin Pro:</b>	<b>0.000</b>	
<b>Faculty:</b>	<b>0.000</b>	<b>Acad Pro:</b>	<b>0.000</b>	<b>Contract:</b>	<b>0.000</b>	
					<b>\$255,300</b>	

Position	Type	FTE	Title	Salary	Budget	
<b>1100</b>	<b>17764</b>	<b>Moving Services</b>				
0563	S	1.000	Facilities/Grounds Attend II	\$0	\$24,372	
1559	S	1.000	Coordinator, Moving Services	\$35,292	\$35,292	
1752	S	1.000	Asst Supv, Facilities/Grounds	\$30,696	\$30,696	
<b>Admin:</b>	<b>0.000</b>	<b>Staff:</b>	<b>3.000</b>	<b>Admin Pro:</b>	<b>0.000</b>	
<b>Faculty:</b>	<b>0.000</b>	<b>Acad Pro:</b>	<b>0.000</b>	<b>Contract:</b>	<b>0.000</b>	
					<b>\$90,360</b>	
<b>1100</b>	<b>17766</b>	<b>Facilities Services</b>				
2038	Z	1.000	Deputy Dir, Facilities Svcs	\$84,000	\$84,000	
<b>Admin:</b>	<b>0.000</b>	<b>Staff:</b>	<b>0.000</b>	<b>Admin Pro:</b>	<b>1.000</b>	
<b>Faculty:</b>	<b>0.000</b>	<b>Acad Pro:</b>	<b>0.000</b>	<b>Contract:</b>	<b>0.000</b>	
					<b>\$84,000</b>	
<b>1100</b>	<b>17788</b>	<b>Academic Success Center LEARN</b>				
2542	S	1.000	Project Coordinator	\$41,280	\$41,280	
<b>Admin:</b>	<b>0.000</b>	<b>Staff:</b>	<b>1.000</b>	<b>Admin Pro:</b>	<b>0.000</b>	
<b>Faculty:</b>	<b>0.000</b>	<b>Acad Pro:</b>	<b>0.000</b>	<b>Contract:</b>	<b>0.000</b>	
					<b>\$41,280</b>	
<b>1100</b>	<b>17803</b>	<b>Project Management</b>				
0309	S	0.500	Project Manager, Senior	\$64,632	\$32,316	
1388	S	0.500	Project Manager	\$57,816	\$28,908	
<b>Admin:</b>	<b>0.000</b>	<b>Staff:</b>	<b>1.000</b>	<b>Admin Pro:</b>	<b>0.000</b>	
<b>Faculty:</b>	<b>0.000</b>	<b>Acad Pro:</b>	<b>0.000</b>	<b>Contract:</b>	<b>0.000</b>	
					<b>\$61,224</b>	
<b>1100</b>	<b>17804</b>	<b>Pharmacy Tuition Differential</b>				
2508	F	1.000	Clinical Associate Professor	\$99,348	\$99,348	
2517	F	1.000	Clinical Associate Professor	\$94,236	\$94,236	
2536	F	1.000	Clinical Asst Professor	\$85,008	\$85,008	
2537	F	1.000	Clinical Associate Professor	\$103,620	\$103,620	
2546	F	1.000	Clinical Associate Professor	\$97,020	\$97,020	
2587	S	1.000	Office Associate	\$34,056	\$34,056	



Position	Type	FTE	Title	Salary	Budget	
<b>1100</b>	<b>17804</b>	<b>Pharmacy Tuition Differential</b>				
2608	F	1.000	Clinical Asst Prof/Pharmacy Pr	\$89,004	\$89,004	
2612	S	1.000	Office Assistant, Senior	\$30,144	\$30,144	
2633	P	1.000	Lecturer, Asst ETT	\$85,008	\$85,008	
2634	F	1.000	Clinical Asst Professor	\$85,008	\$85,008	
2642	F	1.000	Clinical Asst Professor	\$0	\$89,004	
<b>Admin:</b>	<b>0.000</b>	<b>Staff:</b>	<b>2.000</b>	<b>Admin Pro:</b>	<b>0.000</b>	
<b>Faculty:</b>	<b>8.000</b>	<b>Acad Pro:</b>	<b>1.000</b>	<b>Contract:</b>	<b>0.000</b>	
					<b>\$891,456</b>	
<b>1100</b>	<b>17866</b>	<b>Study Abroad</b>				
2539	S	1.000	Coord, International Exchange	\$45,024	\$45,024	
4807	S	0.500	Coord, Student Advising	\$38,172	\$19,086	
<b>Admin:</b>	<b>0.000</b>	<b>Staff:</b>	<b>1.500</b>	<b>Admin Pro:</b>	<b>0.000</b>	
<b>Faculty:</b>	<b>0.000</b>	<b>Acad Pro:</b>	<b>0.000</b>	<b>Contract:</b>	<b>0.000</b>	
					<b>\$64,110</b>	
<b>1100</b>	<b>18041</b>	<b>Biology Program</b>				
0904	P	1.000	Lecturer, Assoc ETT	\$74,520	\$74,520	
6095	S	1.000	Office Assistant, Senior	\$27,924	\$27,924	
6343	S	1.000	Coord, Instructional Lab	\$42,456	\$42,456	
<b>Admin:</b>	<b>0.000</b>	<b>Staff:</b>	<b>2.000</b>	<b>Admin Pro:</b>	<b>0.000</b>	
<b>Faculty:</b>	<b>0.000</b>	<b>Acad Pro:</b>	<b>1.000</b>	<b>Contract:</b>	<b>0.000</b>	
					<b>\$144,900</b>	
<b>1100</b>	<b>18306</b>	<b>Division of Disability Studies</b>				
0802	A	0.926	Director/Professor	\$108,000	\$100,040	
1570	F	1.000	Asst Professor	\$63,324	\$63,324	
<b>Admin:</b>	<b>0.926</b>	<b>Staff:</b>	<b>0.000</b>	<b>Admin Pro:</b>	<b>0.000</b>	
<b>Faculty:</b>	<b>1.000</b>	<b>Acad Pro:</b>	<b>0.000</b>	<b>Contract:</b>	<b>0.000</b>	
					<b>\$163,364</b>	
<b>1100</b>	<b>18642</b>	<b>Info Tech - AV IT</b>				
2104	S	0.400	Instructional Technol A/V Tech	\$45,024	\$18,010	
<b>Admin:</b>	<b>0.000</b>	<b>Staff:</b>	<b>0.400</b>	<b>Admin Pro:</b>	<b>0.000</b>	
<b>Faculty:</b>	<b>0.000</b>	<b>Acad Pro:</b>	<b>0.000</b>	<b>Contract:</b>	<b>0.000</b>	
					<b>\$18,010</b>	

Position	Type	FTE	Title	Salary	Budget
<b>1100</b>	<b>18696</b>		<b>Transpark</b>		
2563	S	0.500	Asst Mgr, Transit & Parking Sv	\$45,024	\$22,512
2564	S	0.600	Manager, Transit Shop	\$41,400	\$24,840
3024	S	0.434	Bus Driver	\$28,872	\$12,542
4144	S	0.500	Mgr, Transit & Parking Srvc	\$66,180	\$33,090
4300	S	0.434	Transit Supervisor	\$35,460	\$15,404
4326	S	0.434	Bus Driver	\$27,900	\$12,120
4335	S	0.356	Bus Driver	\$27,900	\$9,936
4336	S	0.434	Bus Driver	\$28,872	\$12,542
4345	S	0.434	Bus Driver	\$27,900	\$12,120
4349	S	0.434	Bus Driver	\$30,084	\$13,069
4352	S	0.510	Bus Driver	\$27,900	\$14,229
4356	S	0.434	Bus Driver	\$27,900	\$12,120
4359	S	0.434	Bus Driver	\$30,084	\$13,069
4649	S	0.434	Bus Driver	\$27,900	\$12,120
4672	S	0.434	Bus Driver	\$30,084	\$13,069
6224	S	0.434	Bus Driver	\$19,668	\$8,544
6324	S	0.434	Bus Driver	\$19,668	\$8,544
<b>Admin:</b>	<b>0.000</b>	<b>Staff:</b>	<b>7.674</b>	<b>Admin Pro:</b>	<b>0.000</b>
<b>Faculty:</b>	<b>0.000</b>	<b>Acad Pro:</b>	<b>0.000</b>	<b>Contract:</b>	<b>0.000</b>
					<b>\$249,870</b>
<b>1100</b>	<b>18706</b>		<b>Wy Technology Business Center</b>		
2624	A	1.000	Chief Executive Officer, WTBC	\$126,864	\$126,864
<b>Admin:</b>	<b>1.000</b>	<b>Staff:</b>	<b>0.000</b>	<b>Admin Pro:</b>	<b>0.000</b>
<b>Faculty:</b>	<b>0.000</b>	<b>Acad Pro:</b>	<b>0.000</b>	<b>Contract:</b>	<b>0.000</b>
					<b>\$126,864</b>
<b>1100</b>	<b>18726</b>		<b>African-Amer Visiting Faculty</b>		
2549	F	1.000	Visiting Asst Professor	\$55,008	\$55,008
<b>Admin:</b>	<b>0.000</b>	<b>Staff:</b>	<b>0.000</b>	<b>Admin Pro:</b>	<b>0.000</b>
<b>Faculty:</b>	<b>1.000</b>	<b>Acad Pro:</b>	<b>0.000</b>	<b>Contract:</b>	<b>0.000</b>
					<b>\$55,008</b>
<b>1100</b>	<b>19001</b>		<b>Intl Programs/Immigration</b>		
2585	S	1.000	Coord, Faculty Immigration	\$50,292	\$50,292
<b>Admin:</b>	<b>0.000</b>	<b>Staff:</b>	<b>1.000</b>	<b>Admin Pro:</b>	<b>0.000</b>
<b>Faculty:</b>	<b>0.000</b>	<b>Acad Pro:</b>	<b>0.000</b>	<b>Contract:</b>	<b>0.000</b>
					<b>\$50,292</b>

Position	Type	FTE	Title	Salary	Budget	
<b>1100</b>	<b>19073</b>	<b>Facilities Management</b>				
1492	Z	1.000	Deputy Dir, Facilities Mgmt	\$88,020	\$88,020	
<b>Admin:</b>	<b>0.000</b>	<b>Staff:</b>	<b>0.000</b>	<b>Admin Pro:</b>	<b>1.000</b>	
<b>Faculty:</b>	<b>0.000</b>	<b>Acad Pro:</b>	<b>0.000</b>	<b>Contract:</b>	<b>0.000</b>	
					<b>\$88,020</b>	
<b>1100</b>	<b>19074</b>	<b>Mechanical Trades</b>				
0854	S	1.000	Welder/Plumber/Pipefitter	\$47,388	\$47,388	
0861	S	1.000	Trades Manager, Senior	\$67,056	\$67,056	
<b>Admin:</b>	<b>0.000</b>	<b>Staff:</b>	<b>2.000</b>	<b>Admin Pro:</b>	<b>0.000</b>	
<b>Faculty:</b>	<b>0.000</b>	<b>Acad Pro:</b>	<b>0.000</b>	<b>Contract:</b>	<b>0.000</b>	
					<b>\$114,444</b>	
<b>1100</b>	<b>19075</b>	<b>Controls Shop</b>				
0115	S	1.000	Manager, Controls Shop	\$60,504	\$60,504	
0351	S	1.000	Control Specialist	\$47,064	\$47,064	
0557	S	1.000	Control Specialist	\$45,024	\$45,024	
0605	S	1.000	Control Specialist	\$45,024	\$45,024	
1117	S	1.000	Control Specialist	\$0	\$53,268	
1498	S	1.000	Control Specialist	\$50,268	\$50,268	
1788	S	1.000	Control Specialist	\$50,292	\$50,292	
2083	S	1.000	Control Specialist, Senior	\$60,000	\$60,000	
<b>Admin:</b>	<b>0.000</b>	<b>Staff:</b>	<b>8.000</b>	<b>Admin Pro:</b>	<b>0.000</b>	
<b>Faculty:</b>	<b>0.000</b>	<b>Acad Pro:</b>	<b>0.000</b>	<b>Contract:</b>	<b>0.000</b>	
					<b>\$411,444</b>	
<b>1100</b>	<b>19076</b>	<b>Structural Trades</b>				
0549	S	1.000	Trades Manager, Senior	\$63,948	\$63,948	
<b>Admin:</b>	<b>0.000</b>	<b>Staff:</b>	<b>1.000</b>	<b>Admin Pro:</b>	<b>0.000</b>	
<b>Faculty:</b>	<b>0.000</b>	<b>Acad Pro:</b>	<b>0.000</b>	<b>Contract:</b>	<b>0.000</b>	
					<b>\$63,948</b>	
<b>1100</b>	<b>19077</b>	<b>Masons</b>				
1307	S	1.000	Mason	\$0	\$41,700	
1658	S	1.000	Mason	\$40,812	\$40,812	
<b>Admin:</b>	<b>0.000</b>	<b>Staff:</b>	<b>2.000</b>	<b>Admin Pro:</b>	<b>0.000</b>	
<b>Faculty:</b>	<b>0.000</b>	<b>Acad Pro:</b>	<b>0.000</b>	<b>Contract:</b>	<b>0.000</b>	
					<b>\$82,512</b>	

Position	Type	FTE	Title	Salary	Budget	
<b>1100</b>	<b>19154</b>	<b>Office of Alumni Affairs</b>				
0367	A	1.000	Executive Director	\$100,008	\$100,008	
1031	S	1.000	Business Manager	\$45,024	\$45,024	
1682	S	1.000	Special Events Coordinator	\$41,508	\$41,508	
1732	S	1.000	Coord, Area Public Relations	\$38,172	\$38,172	
<b>Admin:</b>	<b>1.000</b>	<b>Staff:</b>	<b>3.000</b>	<b>Admin Pro:</b>	<b>0.000</b>	
<b>Faculty:</b>	<b>0.000</b>	<b>Acad Pro:</b>	<b>0.000</b>	<b>Contract:</b>	<b>0.000</b>	
					<b>\$224,712</b>	
<b>1100</b>	<b>19368</b>	<b>Assoc VP Admin Operations</b>				
0748	S	1.000	Staff Assistant	\$38,172	\$38,172	
0839	A	1.000	Interim VP for Admin Operation	\$155,004	\$155,004	
<b>Admin:</b>	<b>1.000</b>	<b>Staff:</b>	<b>1.000</b>	<b>Admin Pro:</b>	<b>0.000</b>	
<b>Faculty:</b>	<b>0.000</b>	<b>Acad Pro:</b>	<b>0.000</b>	<b>Contract:</b>	<b>0.000</b>	
					<b>\$193,176</b>	
<b>1100</b>	<b>19467</b>	<b>Digital Collections</b>				
0958	F	1.000	Assistant Librarian ETT	\$62,700	\$62,700	
<b>Admin:</b>	<b>0.000</b>	<b>Staff:</b>	<b>0.000</b>	<b>Admin Pro:</b>	<b>0.000</b>	
<b>Faculty:</b>	<b>1.000</b>	<b>Acad Pro:</b>	<b>0.000</b>	<b>Contract:</b>	<b>0.000</b>	
					<b>\$62,700</b>	
<b>1100</b>	<b>19828</b>	<b>ED/Professional Studies</b>				
0113	F	1.000	Asst Professor	\$58,356	\$58,356	
0182	S	1.000	Office Associate	\$30,168	\$30,168	
0207	A	1.000	Department Head/Professor	\$99,792	\$99,792	
0260	F	1.000	Assoc Professor	\$73,644	\$73,644	
0318	S	1.000	Office Associate	\$30,168	\$30,168	
0319	F	1.000	Assoc Professor	\$70,392	\$70,392	
0430	F	1.000	Professor	\$102,036	\$102,036	
0461	F	1.000	Assoc Professor	\$72,672	\$72,672	
0576	F	1.000	Asst Professor	\$61,560	\$61,560	
0646	F	1.000	Assoc Professor	\$63,708	\$63,708	
0661	F	1.000	Assoc Professor	\$65,280	\$65,280	
0777	F	1.000	Asst Professor	\$59,016	\$59,016	
0786	P	1.000	Lecturer, Sr ETT	\$70,968	\$70,968	
1056	F	1.000	Asst Professor	\$0	\$57,000	
1306	F	1.000	Asst Professor	\$55,680	\$55,680	
1326	F	1.000	Assoc Professor	\$71,052	\$71,052	
1328	F	1.000	Assoc Professor	\$63,780	\$63,780	

Position	Type	FTE	Title	Salary	Budget	
<b>1100</b>	<b>19828</b>	<b>ED/Professional Studies</b>				
1486	P	1.000	Lecturer,Sr ETT	\$70,128	\$70,128	
1518	F	1.000	Assoc Professor	\$0	\$59,476	
1649	F	1.000	Asst Professor	\$58,800	\$58,800	
1780	F	1.000	Professor	\$86,664	\$86,664	
2553	F	1.000	Assoc Professor	\$63,780	\$63,780	
<b>Admin:</b>	<b>1.000</b>	<b>Staff:</b>	<b>2.000</b>	<b>Admin Pro:</b>	<b>0.000</b>	
<b>Faculty:</b>	<b>17.000</b>	<b>Acad Pro:</b>	<b>2.000</b>	<b>Contract:</b>	<b>0.000</b>	
					<b>\$1,444,120</b>	
<b>1100</b>	<b>20028</b>	<b>Utilities Management</b>				
0482	Z	1.000	Deputy Dir,UtilitiesMgmt/Engin	\$113,352	\$113,352	
1168	S	1.000	Design Engineer	\$77,400	\$77,400	
<b>Admin:</b>	<b>0.000</b>	<b>Staff:</b>	<b>1.000</b>	<b>Admin Pro:</b>	<b>1.000</b>	
<b>Faculty:</b>	<b>0.000</b>	<b>Acad Pro:</b>	<b>0.000</b>	<b>Contract:</b>	<b>0.000</b>	
					<b>\$190,752</b>	
<b>1100</b>	<b>20050</b>	<b>EEO Office</b>				
0735	A	1.000	Dir,EmplPract/Diversity/EEO/AA	\$95,004	\$95,004	
2121	S	1.000	Asst to the Assoc Vice Pres	\$44,076	\$44,076	
<b>Admin:</b>	<b>1.000</b>	<b>Staff:</b>	<b>1.000</b>	<b>Admin Pro:</b>	<b>0.000</b>	
<b>Faculty:</b>	<b>0.000</b>	<b>Acad Pro:</b>	<b>0.000</b>	<b>Contract:</b>	<b>0.000</b>	
					<b>\$139,080</b>	
<b>1100</b>	<b>20051</b>	<b>Governmental Affairs</b>				
2203	A	1.000	VP for Govt & Community Affair	\$190,008	\$190,008	
<b>Admin:</b>	<b>1.000</b>	<b>Staff:</b>	<b>0.000</b>	<b>Admin Pro:</b>	<b>0.000</b>	
<b>Faculty:</b>	<b>0.000</b>	<b>Acad Pro:</b>	<b>0.000</b>	<b>Contract:</b>	<b>0.000</b>	
					<b>\$190,008</b>	
<b>1100</b>	<b>20062</b>	<b>Summer Session Outreach School</b>				
4125	S	0.500	Project Coordinator, Senior	\$50,004	\$25,002	
<b>Admin:</b>	<b>0.000</b>	<b>Staff:</b>	<b>0.500</b>	<b>Admin Pro:</b>	<b>0.000</b>	
<b>Faculty:</b>	<b>0.000</b>	<b>Acad Pro:</b>	<b>0.000</b>	<b>Contract:</b>	<b>0.000</b>	
					<b>\$25,002</b>	

Position	Type	FTE	Title	Salary	Budget	
<b>1100</b>	<b>20063</b>	<b>MBA Tuition Differential</b>				
0281	A	0.500	MBA Director	\$125,004	\$62,502	
<b>Admin:</b>	<b>0.500</b>	<b>Staff:</b>	<b>0.000</b>	<b>Admin Pro:</b>	<b>0.000</b>	
<b>Faculty:</b>	<b>0.000</b>	<b>Acad Pro:</b>	<b>0.000</b>	<b>Contract:</b>	<b>0.000</b>	
					<b>\$62,502</b>	
<b>1100</b>	<b>20064</b>	<b>Law Tuition Differential</b>				
0878	S	1.000	Office Assistant, Senior	\$0	\$30,144	
1275	S	1.000	Computer Support Specialist,Sr	\$53,028	\$53,028	
2571	F	1.000	Professor	\$130,296	\$130,296	
2572	F	1.000	Professor	\$110,016	\$110,016	
2573	F	1.000	Professor	\$106,392	\$106,392	
2574	A	0.820	Assoc Dean/Professor	\$133,656	\$109,657	
2581	P	1.000	Lecturer,Assoc ETT	\$96,816	\$96,816	
2598	S	1.000	Library Assistant	\$0	\$22,980	
2631	A	1.000	Dir,External Rel/Spec Asst	\$42,000	\$42,000	
2637	F	1.000	Asst Professor	\$88,008	\$88,008	
<b>Admin:</b>	<b>1.820</b>	<b>Staff:</b>	<b>3.000</b>	<b>Admin Pro:</b>	<b>0.000</b>	
<b>Faculty:</b>	<b>4.000</b>	<b>Acad Pro:</b>	<b>1.000</b>	<b>Contract:</b>	<b>0.000</b>	
					<b>\$789,337</b>	
<b>1100</b>	<b>20494</b>	<b>Veterans Services Center</b>				
2590	S	1.000	Project Coordinator	\$35,292	\$35,292	
<b>Admin:</b>	<b>0.000</b>	<b>Staff:</b>	<b>1.000</b>	<b>Admin Pro:</b>	<b>0.000</b>	
<b>Faculty:</b>	<b>0.000</b>	<b>Acad Pro:</b>	<b>0.000</b>	<b>Contract:</b>	<b>0.000</b>	
					<b>\$35,292</b>	
<b>1100</b>	<b>20496</b>	<b>Dean Students STOP Violence</b>				
2037	S	1.000	Project Coordinator, Senior	\$0	\$41,400	
<b>Admin:</b>	<b>0.000</b>	<b>Staff:</b>	<b>1.000</b>	<b>Admin Pro:</b>	<b>0.000</b>	
<b>Faculty:</b>	<b>0.000</b>	<b>Acad Pro:</b>	<b>0.000</b>	<b>Contract:</b>	<b>0.000</b>	
					<b>\$41,400</b>	
<b>Admin:</b>	<b>147.566</b>	<b>Staff:</b>	<b>913.240</b>	<b>Admin Pro:</b>	<b>27.700</b>	
<b>Faculty:</b>	<b>600.037</b>	<b>Acad Pro:</b>	<b>241.446</b>	<b>Contract:</b>	<b>62.857</b>	
					<b>\$124,140,041</b>	

# Special Appropriations

## Department 067

Division 6800 --- School of Energy Resources

Unit 6801 --- School of Energy Resources

Division 9600 --- NCAR MOU

Unit 9601 --- NCAR MOU

**For the Fiscal Year July 1, 2013 to June 30, 2014**



UNIVERSITY OF WYOMING

BUDGET DETAILS FOR FY2014 SPECIAL APPROPRIATIONS

FUND	ORG	ACCOUNT NAME	ADMIN FTE	FACULTY FTE	ACAD PRO FTE	STAFF FTE	ADMIN PRO FTE	CON- TRACT FTE	FULL-TIME	OVER- TIME 1100	PART-TIME	GRAD ASSIST 1400	EMPLOYER	TOTAL	SUPPORT SERVICES 2000	GRANT	NON-OP EXPEND 8000	TOTAL
									PERSONAL SERVICES 1000		PERSONAL SERVICES 1200		PAID BENEFITS 1900	PERSONAL SERVICES 1000-1900		& AID PAYMENT 6000		
1216	20310	NCAR-Wyo Supercomputing MOU	0.000	0.000	0.000	0.000	0.000	0.000	-	-	-	-	-	-	1,000,000	-	-	1,000,000
SCHOOL OF ENERGY RESOURCES																		
1217	20686	School of Energy Res - ADMN	1.000	0.000	0.000	2.000	1.000	0.000	470,904	-	-	-	225,000	695,904	361,647	-	-	1,057,551
1217	20687	School of Energy Res - Academi	0.000	10.565	0.000	1.000	0.000	0.000	1,325,232	-	-	-	580,000	1,905,232	1,832,230	450,000	-	4,187,462
1217	20688	School of Energy Res - OUTR	0.000	0.000	0.500	1.000	1.000	0.000	180,834	-	-	-	70,000	250,834	508,869	-	-	759,703
1217	20689	School of Energy Res - Researc	2.000	0.032	1.000	1.500	1.778	0.000	684,730	-	-	-	300,000	984,730	2,598,554	-	-	3,583,284
TOTAL SCHOOL OF ENERGY RESOURCES			3.000	10.597	1.500	5.500	3.778	0.000	2,661,700	-	-	-	1,175,000	3,836,700	5,301,300	450,000	-	9,588,000



Position	Type	FTE	Title	Salary	Budget	
<b>1217</b>	<b>20686</b>	<b>School of Energy Res - ADMN</b>				
3051	S	1.000	Business Manager, Executive	\$69,888	\$69,888	
3080	S	1.000	Accountant	\$41,400	\$41,400	
4623	Z	1.000	Deputy Director	\$130,008	\$130,008	
4721	A	1.000	Director	\$229,608	\$229,608	
<b>Admin:</b>	<b>1.000</b>	<b>Staff:</b>	<b>2.000</b>	<b>Admin Pro:</b>	<b>1.000</b>	
<b>Faculty:</b>	<b>0.000</b>	<b>Acad Pro:</b>	<b>0.000</b>	<b>Contract:</b>	<b>0.000</b>	
					<b>\$470,904</b>	
<b>1217</b>	<b>20687</b>	<b>School of Energy Res - Academi</b>				
1085	F	0.565	Assoc Dir, SER/Professor	\$154,356	\$87,252	
3053	S	1.000	Office Associate, Senior	\$38,280	\$38,280	
4703	F	1.000	Professor	\$163,848	\$163,848	
4713	F	1.000	Asst Professor	\$63,504	\$63,504	
4716	F	1.000	Professor	\$164,808	\$164,808	
4717	F	1.000	Assoc Professor	\$94,944	\$94,944	
4773	F	1.000	Asst Professor	\$85,008	\$85,008	
4796	F	1.000	Professor	\$145,740	\$145,740	
4828	F	1.000	Professor	\$166,812	\$166,812	
4905	F	1.000	Professor	\$153,756	\$153,756	
4906	F	1.000	Assoc Professor	\$83,280	\$83,280	
4983	F	1.000	Asst Professor	\$78,000	\$78,000	
<b>Admin:</b>	<b>0.000</b>	<b>Staff:</b>	<b>1.000</b>	<b>Admin Pro:</b>	<b>0.000</b>	
<b>Faculty:</b>	<b>10.565</b>	<b>Acad Pro:</b>	<b>0.000</b>	<b>Contract:</b>	<b>0.000</b>	
					<b>\$1,325,232</b>	

Position	Type	FTE	Title	Salary	Budget	
<b>1217</b>	<b>20688</b>	<b>School of Energy Res - OUTR</b>				
3052	S	1.000	Coord, SER Outreach Program	\$48,000	\$48,000	
4630	P	0.500	Extension Educator,Assoc	\$65,988	\$32,994	
4964	Z	1.000	Deputy Director,EnergyOutreach	\$99,840	\$99,840	
<b>Admin:</b>	<b>0.000</b>	<b>Staff:</b>	<b>1.000</b>	<b>Admin Pro:</b>	<b>1.000</b>	
<b>Faculty:</b>	<b>0.000</b>	<b>Acad Pro:</b>	<b>0.500</b>	<b>Contract:</b>	<b>0.000</b>	
					<b>\$180,834</b>	
<b>1217</b>	<b>20689</b>	<b>School of Energy Res - Researc</b>				
3068	S	1.000	Business Manager	\$45,024	\$45,024	
4278	S	0.500	Business Manager	\$59,004	\$29,502	
4621	Z	1.000	Deputy Director	\$99,840	\$99,840	
4661	P	1.000	Research Scientist	\$48,000	\$48,000	
4667	Z	0.778	Deputy Director	\$75,000	\$58,356	
4867	F	0.032	Assoc Professor	\$126,000	\$4,000	
4974	A	1.000	Director, Carbon Management	\$210,000	\$210,000	
4995	A	1.000	Director	\$190,008	\$190,008	
<b>Admin:</b>	<b>2.000</b>	<b>Staff:</b>	<b>1.500</b>	<b>Admin Pro:</b>	<b>1.778</b>	
<b>Faculty:</b>	<b>0.032</b>	<b>Acad Pro:</b>	<b>1.000</b>	<b>Contract:</b>	<b>0.000</b>	
					<b>\$684,730</b>	
<b>Admin:</b>	<b>3.000</b>	<b>Staff:</b>	<b>5.500</b>	<b>Admin Pro:</b>	<b>3.778</b>	
<b>Faculty:</b>	<b>10.597</b>	<b>Acad Pro:</b>	<b>1.500</b>	<b>Contract:</b>	<b>0.000</b>	
					<b>\$2,661,700</b>	

# **Restricted Operating Budget Detail**

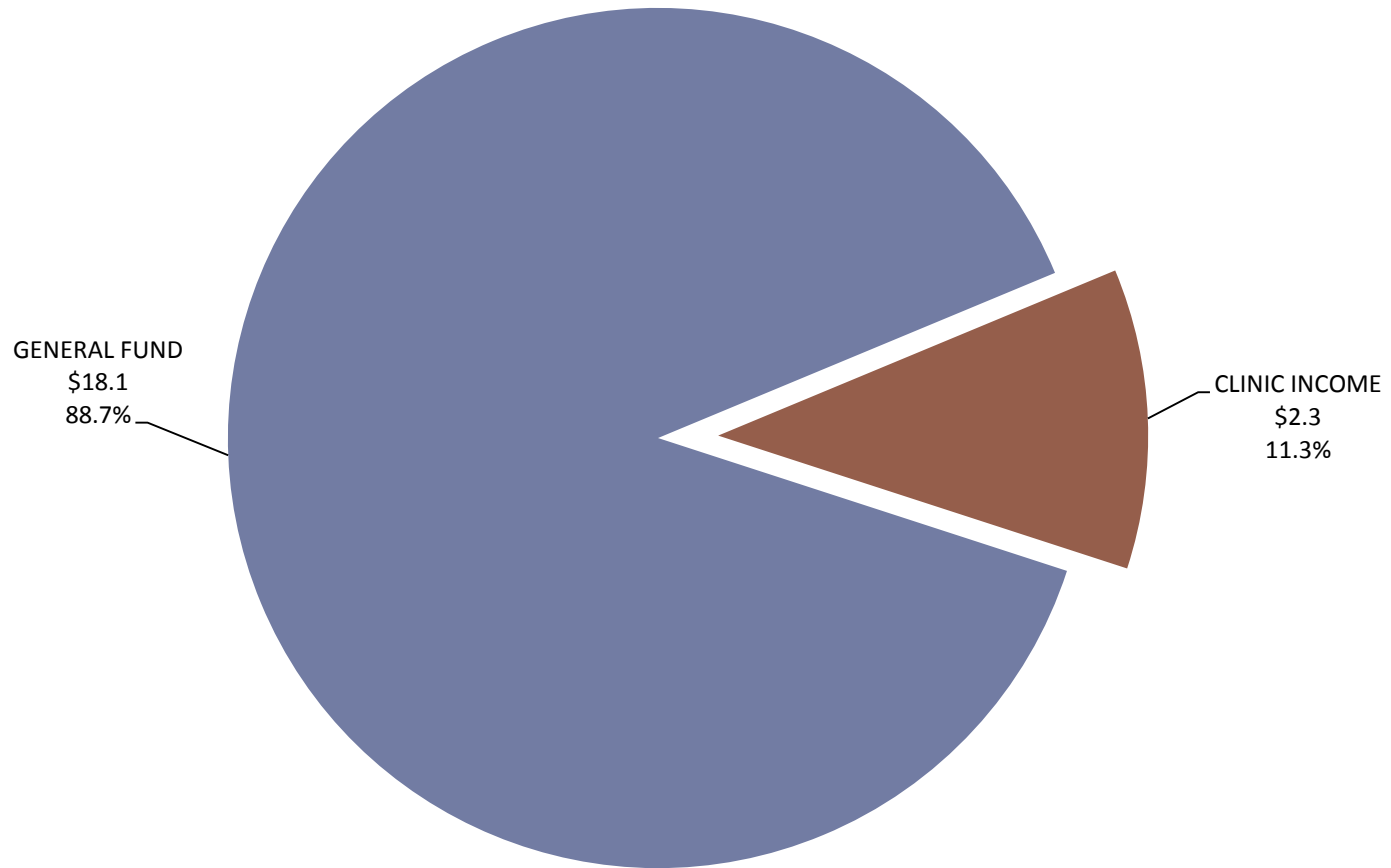
## **Section I – Department 167**

**For the Fiscal Year July 1, 2013 to June 30, 2014**



UNIVERSITY OF WYOMING

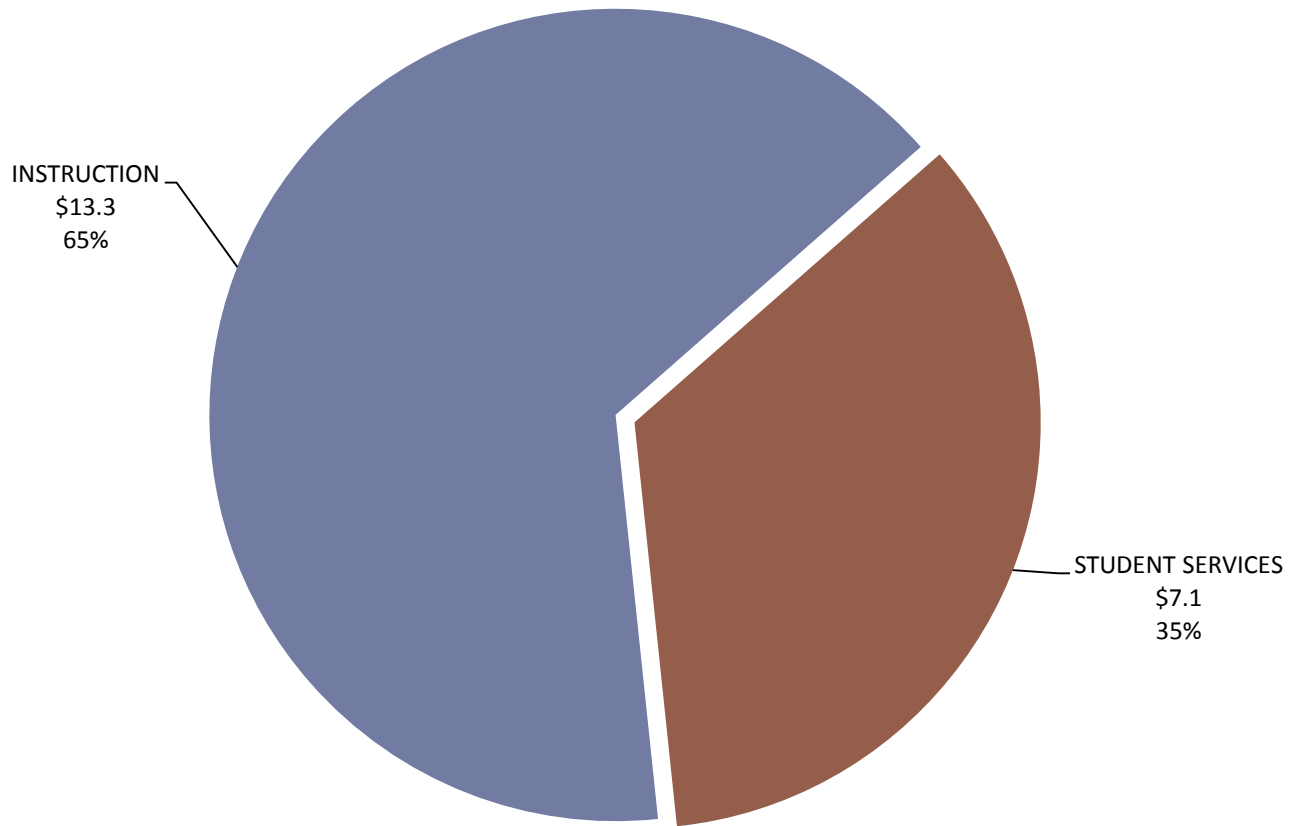
**UNIVERSITY OF WYOMING -- \*Department 167  
FY 2014 BUDGET, SECTION I FUNDING BY SOURCE  
(\$s in Millions)**



**Total Section I Department 167 Funding: \$20,441,971**

**\* 167 -- Medical Education  
(Not including retention incentive payment.)**

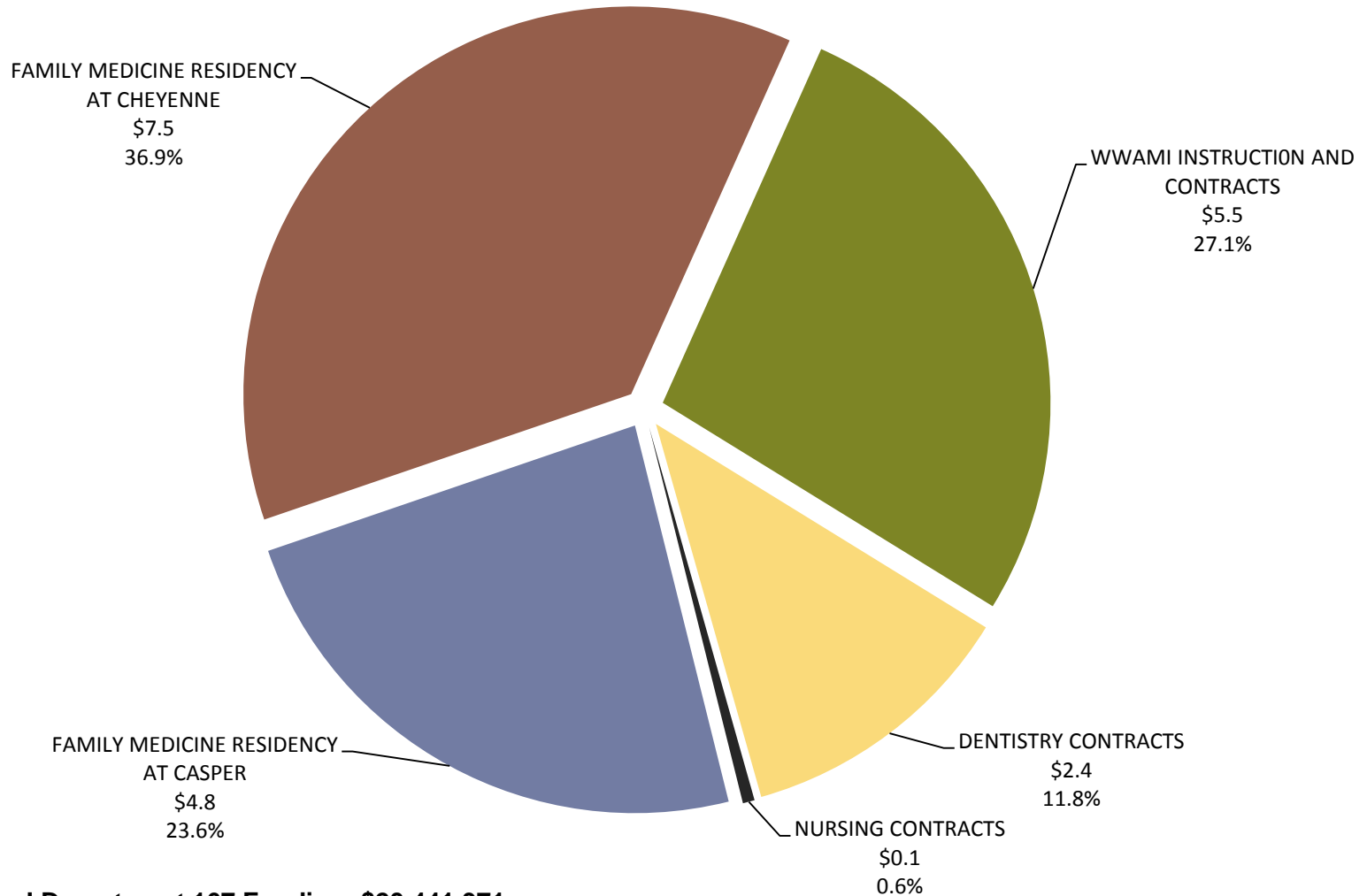
**UNIVERSITY OF WYOMING -- \*Department 167  
FY 2014 BUDGET, SECTION I EXPENDITURES BY FUNCTION  
(\$s in Millions)**



**Total Section I Department 167 Funding: \$20,441,971**

**\* 167 -- Medical Education  
(Not including retention incentive payment.)**

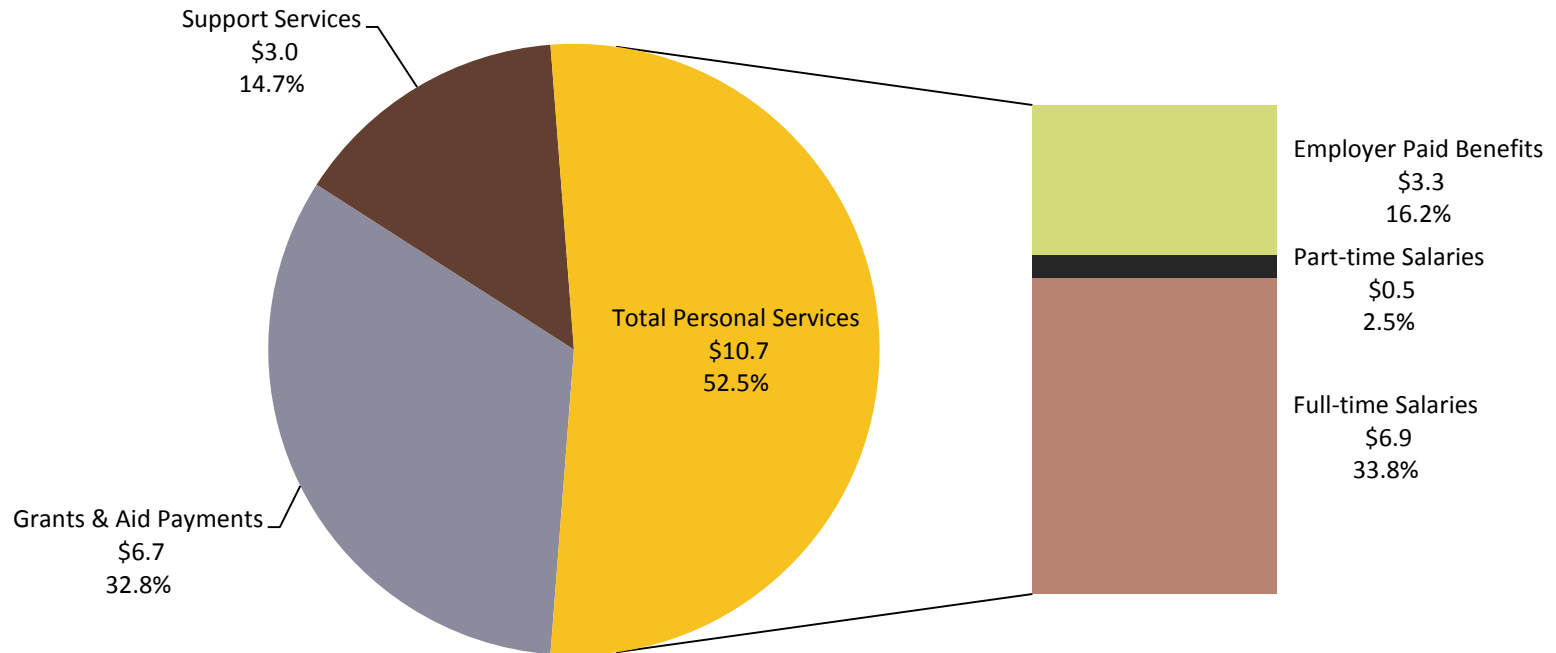
### UNIVERSITY OF WYOMING -- \*Department 167 FY 2014 BUDGET, SECTION I FUNDING BY PROGRAM (\$s in Millions)



**Total Section I Department 167 Funding: \$20,441,971**

**\* 167 -- Medical Education  
(Not including retention incentive payment.)**

**UNIVERSITY OF WYOMING -- \*Department 167  
 FY 2014 BUDGET, SECTION I EXPENDITURES BY CLASSIFICATION  
 (\$s in Millions)**



**Total Section I Funding: \$20,441,971**

**\* 167 -- Medical Education  
 (Not including retention incentive payment.)**

**UNIVERSITY OF WYOMING  
FY 2014 RESTRICTED OPERATING BUDGET  
AGENCY 167 UW-MEDICAL EDUCATION**

	FAMILY MEDICINE RESIDENCY AT CASPER	FAMILY MEDICINE RESIDENCY AT CHEYENNE	WWAMI INSTRUCTION & CONTRACTS	DENTISTRY CONTRACTS	NURSING CONTRACTS	TOTAL
<b>PROGRAM:</b>						
<b>INSTRUCTION</b>	4,810,639	7,532,832	955,077			13,298,548
<b>STUDENT SERVICES</b>			4,592,624	2,438,299	112,500	7,143,423
<b>TOTAL</b>	4,810,639	7,532,832	5,547,701	2,438,299	112,500	20,441,971
<b>FUNDING SOURCES:</b>						
<b>GENERAL FUND</b>	4,810,639	5,232,832	5,547,701	2,438,299	112,500	18,141,971
<b>CLINIC INCOME</b>	0*	2,300,000				2,300,000
<b>TOTAL</b>	4,810,639	7,532,832	5,547,701	2,438,299	112,500	20,441,971

\*Consistent with the Agency 167 2013-2014 Biennium Budget Request, the Casper FMRC will continue to use existing non-appropriated resources (Section II) to supplement clinic income as needed.



BUDGET DETAILS FOR FY2014 SECTION I ACCOUNTS - BY FUNCTION

FUND	ORG	ACCOUNT NAME	ADMIN FTE	FACULTY FTE	ACAD		ADMIN		CON- TRACT FTE	FULL-TIME		PART-TIME		EMPLOYER PAID BENEFITS 1900	TOTAL		GRANT & AID PAYMENT 6000	NON-OP EXPEND 8000	TOTAL	
					PRO FTE	STAFF FTE	PERSONAL SERVICES 1000	OVER- TIME 1100		PERSONAL SERVICES 1200	GRAD ASSIST 1400	PERSONAL SERVICES 1000-1900	SUPPORT SERVICES 2000							
INSTRUCTION																				
1206	18698	Family Practice Casper	3.000	6.000	24.000	5.000	0.000	0.000	0.000	2,863,140	-	188,417	-	-	3,051,557	513,793	-	-	3,565,350	
1206	18699	Family Practice Casper EPB	0.000	0.000	0.000	0.000	0.000	0.000	0.000	-	-	-	-	1,245,289	1,245,289	-	-	-	1,245,289	
1206	18700	Family Practice Cheyenne	2.000	7.000	19.000	35.000	1.000	0.000	0.000	3,714,494	-	239,886	-	-	3,954,380	1,762,265	-	-	5,716,645	
1206	18701	Family Practice Cheyenne EPB	0.000	0.000	0.000	0.000	0.000	0.000	0.000	-	-	-	-	1,816,187	1,816,187	-	-	-	1,816,187	
1207	18702	WWAMI Medical Educ Instruction	1.000	1.000	1.000	2.000	0.000	0.000	0.000	351,972	-	62,458	14,186	-	428,616	330,604	-	-	759,220	
1207	18703	WWAMI Med Educ Instruction EPB	0.000	0.000	0.000	0.000	0.000	0.000	0.000	-	-	-	-	195,857	195,857	-	-	-	195,857	
TOTAL INSTRUCTION			6.000	14.000	44.000	42.000	1.000	0.000	0.000	6,929,606	-	490,761	14,186	3,257,333	10,691,886	2,606,662	-	-	13,298,548	
STUDENT SERVICES																				
1207	18704	WWAMI Medical Educ Contracts	0.000	0.000	0.000	0.000	0.000	0.000	0.000	-	-	-	-	-	-	394,034	4,198,590	-	-	4,592,624
1212	19132	Dentistry Contracts	0.000	0.000	0.000	0.000	0.000	0.000	0.000	-	-	-	-	-	-	5,000	2,433,299	-	-	2,438,299
1213	19763	Accelerated Nursing DegreeCont	0.000	0.000	0.000	0.000	0.000	0.000	0.000	-	-	-	-	-	-	-	112,500	-	-	112,500
TOTAL STUDENT SERVICES			0.000	0.000	0.000	0.000	0.000	0.000	0.000	-	-	-	-	-	-	399,034	6,744,389	-	-	7,143,423
TOTAL FY 2014 SECTION I BUDGET			6.000	14.000	44.000	42.000	1.000	0.000	0.000	6,929,606	-	490,761	14,186	3,257,333	10,691,886	3,005,696	6,744,389	-	-	20,441,971

Position	Type	FTE	Title	Salary	Budget
<b>1206</b>	<b>18698</b>		<b>Family Practice Casper</b>		
0534	P	1.000	Resident Physician III	\$53,100	\$53,100
0537	P	1.000	Resident Physician II	\$51,336	\$51,336
0544	P	1.000	Resident Physician III	\$53,100	\$53,100
0546	F	1.000	Clinical Asst Professor	\$151,008	\$151,008
0547	P	1.000	Resident Physician III	\$53,100	\$53,100
0556	P	1.000	Resident Physician II	\$51,336	\$51,336
0572	S	1.000	Library Specialist	\$33,732	\$33,732
0579	P	1.000	Resident Physician II	\$51,336	\$51,336
0582	S	1.000	Staff Assistant	\$44,196	\$44,196
0833	P	1.000	Resident Physician I	\$49,596	\$49,596
0835	S	1.000	Business Manager	\$45,024	\$45,024
0883	P	1.000	Resident Physician I	\$0	\$49,596
1058	P	1.000	Resident Physician II	\$51,336	\$51,336
1067	S	1.000	Office Assistant, Senior	\$0	\$26,748
1216	A	1.000	Dir/Clinical Professor	\$0	\$193,152
1238	S	1.000	Office Associate, Senior	\$34,956	\$34,956
1298	F	1.000	Clinical Asst Professor	\$120,000	\$120,000
1313	F	1.000	Clinical Asst Professor	\$151,008	\$151,008
1323	P	1.000	Resident Physician III	\$53,100	\$53,100
1327	P	1.000	Resident Physician III/Chief R	\$54,768	\$54,768
1330	P	1.000	Resident Physician I	\$0	\$49,596
1335	P	1.000	Resident Physician III	\$53,100	\$53,100
1338	P	1.000	Resident Physician I	\$0	\$49,596
1352	P	1.000	Resident Physician I	\$0	\$49,596
1354	P	1.000	Resident Physician II/Chief Re	\$53,004	\$53,004
1358	P	1.000	Resident Physician I	\$0	\$49,596
1376	A	1.000	Acting Assoc Dir/AssocClin Pro	\$181,140	\$181,140
1386	P	1.000	Resident Physician III	\$53,100	\$53,100
1389	P	1.000	Resident Physician III/Chief R	\$54,768	\$54,768
1390	P	1.000	Resident Physician II	\$51,336	\$51,336
1391	P	1.000	Resident Physician I	\$0	\$49,596
1393	P	1.000	Resident Physician I	\$0	\$49,596
1396	P	1.000	Resident Physician II	\$51,336	\$51,336
1402	A	1.000	Residency Program Director	\$190,008	\$190,008
1438	F	1.000	Clinical Asst Professor	\$153,900	\$153,900

Position	Type	FTE	Title	Salary	Budget	
<b>1206</b>	<b>18698</b>	<b>Family Practice Casper</b>				
1454	F	1.000	Clinical Asst Professor	\$150,000	\$150,000	
1595	F	1.000	Clinical Asst Professor	\$0	\$151,008	
1746	P	1.000	Resident Physician II	\$51,336	\$51,336	
<b>Admin:</b>	<b>3.000</b>	<b>Staff:</b>	<b>5.000</b>	<b>Admin Pro:</b>	<b>0.000</b>	
<b>Faculty:</b>	<b>6.000</b>	<b>Acad Pro:</b>	<b>24.000</b>	<b>Contract:</b>	<b>0.000</b>	
					<b>\$2,863,140</b>	
<b>1206</b>	<b>18700</b>	<b>Family Practice Cheyenne</b>				
0830	F	1.000	Clinical Asst Professor	\$0	\$145,908	
0841	S	1.000	Staff Assistant	\$42,384	\$42,384	
0848	S	1.000	Physician's Assistant	\$70,008	\$70,008	
1037	S	1.000	Library Specialist	\$35,820	\$35,820	
1076	S	1.000	Medical Records Technician	\$27,900	\$27,900	
1079	F	1.000	Clinical Associate Professor	\$196,668	\$160,668	
1206	S	1.000	Office Assistant, Senior	\$30,156	\$30,156	
1207	F	1.000	AssocProgDir/ClinicalAsst Prof	\$0	\$175,574	
1212	S	1.000	Psychiatric Nurse Practitioner	\$84,624	\$84,624	
1382	A	1.000	Dir/Clinical Assoc Professor	\$215,700	\$179,700	
1384	F	1.000	Assoc Professor	\$192,084	\$156,084	
1385	F	1.000	Clinical Asst Professor	\$0	\$145,908	
1411	S	1.000	Staff Assistant	\$48,792	\$48,792	
1412	S	1.000	Business Manager	\$52,008	\$52,008	
1414	P	1.000	Resident Physician III	\$53,100	\$53,100	
1416	P	1.000	Resident Physician III/Chief R	\$54,768	\$54,768	
1418	P	1.000	Resident Physician III/Chief R	\$54,768	\$54,768	
1419	P	1.000	Resident Physician I	\$0	\$49,596	
1421	P	1.000	Resident Physician II	\$51,336	\$51,336	
1424	P	1.000	Resident Physician III	\$53,100	\$53,100	
1425	P	1.000	Resident Physician II	\$51,336	\$51,336	
1427	P	1.000	Resident Physician II	\$51,336	\$51,336	
1428	P	1.000	Resident Physician II	\$51,336	\$51,336	
1430	P	1.000	Resident Physician III	\$53,100	\$53,100	
1432	P	1.000	Resident Physician I	\$0	\$49,596	
1442	A	1.000	Medical Dir/Clinical Asst Prof	\$181,908	\$145,908	
1444	S	1.000	Medical Records Technician	\$27,900	\$27,900	
1447	S	1.000	Radiologic Technologist	\$41,400	\$41,400	

Position	Type	FTE	Title	Salary	Budget
<b>1206</b>	<b>18700</b>		<b>Family Practice Cheyenne</b>		
1450	S	1.000	Medical Records Technician	\$30,372	\$30,372
1462	P	1.000	Resident Physician I	\$0	\$49,596
1571	S	1.000	Nurse, Licensed Practical	\$0	\$35,832
1576	P	1.000	Resident Physician I	\$0	\$49,596
1579	Z	1.000	Clinic Director	\$114,000	\$114,000
1581	S	1.000	Accounting Associate	\$25,824	\$25,824
1587	S	1.000	Office Assistant, Senior	\$24,036	\$24,036
1591	S	1.000	Office Associate	\$37,188	\$37,188
1594	S	1.000	Office Assistant, Senior	\$24,036	\$24,036
1628	S	1.000	Nurse, Registered	\$0	\$35,832
1630	S	1.000	Medical Assistant	\$24,960	\$24,960
1641	P	1.000	Resident Physician III	\$53,100	\$53,100
1643	P	1.000	Resident Physician I	\$0	\$49,596
1654	P	1.000	Resident Physician I	\$0	\$49,596
1655	P	1.000	Resident Physician II	\$51,336	\$51,336
1660	P	1.000	Resident Physician II	\$51,336	\$51,336
1666	S	1.000	Office Associate	\$35,424	\$35,424
1671	S	1.000	Office Assistant	\$0	\$21,804
2300	S	1.000	Accounting Associate	\$28,224	\$28,224
2301	S	1.000	Medical Assistant	\$26,028	\$26,028
2302	S	1.000	Medical Assistant	\$24,960	\$24,960
2303	S	1.000	Office Assistant, Senior	\$24,240	\$24,240
2304	S	1.000	Medical Assistant	\$25,776	\$25,776
2305	S	1.000	Medical Assistant	\$25,776	\$25,776
2306	S	1.000	Medical Assistant	\$26,028	\$26,028
2307	S	1.000	Nurse Practitioner	\$0	\$77,844
2309	S	1.000	Nursing Assistant, Certified	\$23,412	\$23,412
2311	F	1.000	Clinical Asst Professor	\$85,008	\$85,008
2312	S	1.000	Office Associate	\$34,044	\$34,044
2313	S	1.000	Computer Support Spec, Exec	\$58,704	\$58,704

Position	Type	FTE	Title	Salary	Budget	
<b>1206</b>	<b>18700</b>	<b>Family Practice Cheyenne</b>				
2314	S	1.000	Medical Assistant	\$24,240	\$24,240	
2315	F	1.000	Clinical Asst Professor	\$122,100	\$122,100	
2316	S	1.000	Nurse, Registered	\$48,000	\$48,000	
2317	P	1.000	Lecturer,Asst	\$47,508	\$47,508	
2318	S	1.000	Nursing Supervisor	\$60,000	\$60,000	
2319	S	1.000	Nurse, Registered	\$45,024	\$45,024	
<b>Admin:</b>	<b>2.000</b>	<b>Staff:</b>	<b>35.000</b>	<b>Admin Pro:</b>	<b>1.000</b>	
<b>Faculty:</b>	<b>7.000</b>	<b>Acad Pro:</b>	<b>19.000</b>	<b>Contract:</b>	<b>0.000</b>	
					<b>\$3,714,494</b>	
<b>1207</b>	<b>18702</b>	<b>WWAMI Medical Educ Instruction</b>				
1210	S	1.000	Office Associate	\$32,724	\$32,724	
1215	P	1.000	Lecturer,Assoc	\$66,600	\$66,600	
1254	F	1.000	Clinical Asst Professor	\$86,220	\$86,220	
1771	S	1.000	Staff Assistant	\$38,172	\$38,172	
2506	A	1.000	Director/Assoc Professor	\$128,256	\$128,256	
<b>Admin:</b>	<b>1.000</b>	<b>Staff:</b>	<b>2.000</b>	<b>Admin Pro:</b>	<b>0.000</b>	
<b>Faculty:</b>	<b>1.000</b>	<b>Acad Pro:</b>	<b>1.000</b>	<b>Contract:</b>	<b>0.000</b>	
					<b>\$351,972</b>	
<b>Admin:</b>	<b>6.000</b>	<b>Staff:</b>	<b>42.000</b>	<b>Admin Pro:</b>	<b>1.000</b>	
<b>Faculty:</b>	<b>14.000</b>	<b>Acad Pro:</b>	<b>44.000</b>	<b>Contract:</b>	<b>0.000</b>	
					<b>\$6,929,606</b>	

# Operating Budget Detail

## Other State Agencies

(General Fund Appropriations)

(University of Wyoming Serves as Fiscal Agent)

Agency 069 --- Western Interstate Commission for Higher Education

Agency 070 --- Enhanced Oil Recovery Commission

**For the Fiscal Year July 1, 2013 to June 30, 2014**



UNIVERSITY OF WYOMING

BUDGET DETAILS FOR FY14 STATE AGENCY ACCOUNTS

FUND	ORG	ACCOUNT NAME	ADMIN FTE	FACULTY FTE	ACAD PRO FTE	STAFF FTE	ADMIN PRO FTE	CON- TRACT FTE	FULL-TIME PERSONAL SERVICES 1000	OVER- TIME 1100	PART-TIME PERSONAL SERVICES 1200	GRAD ASSIST 1400	EMPLOYER PAID BENEFITS 1900	TOTAL PERSONAL SERVICES 1000-1900	SUPPORT SERVICES 2000	GRANT & AID PAYMENT 6000	NON-OP EXPEND 8000	TOTAL
<b>AGENCY 069</b>																		
n/a	n/a	WICHE							-	-	-	-	-	-	136,565	2,453,800	-	2,590,365
<b>AGENCY 070</b>																		
1704	18749	EOR - Commission & Support	0.000	0.000	0.000	2.500	0.000	0.000	118,446	-	-	-	51,624	170,070	54,932	-	-	225,002
1704	18750	EOR Tech Outr & Research	0.000	1.000	13.000	0.000	1.000	0.000	1,005,972	-	-	-	491,193	1,497,165	1,057,149	-	-	2,554,314
		TOTAL ENHANCED OIL RECOVERY	0.000	1.000	13.000	2.500	1.000	0.000	1,124,418	-	-	-	542,817	1,667,235	1,112,081	-	-	2,779,316

Position	Type	FTE	Title	Salary	Budget	
<b>1704</b>	<b>18749</b>	<b>EOR - Commission &amp; Support</b>				
4278	S	0.500	Business Manager	\$59,004	\$29,502	
4537	S	1.000	Computer Support Specialist	\$48,936	\$48,936	
4708	S	1.000	Accounting Associate, Senior	\$40,008	\$40,008	
<b>Admin:</b>	<b>0.000</b>	<b>Staff:</b>	<b>2.500</b>	<b>Admin Pro:</b>	<b>0.000</b>	
<b>Faculty:</b>	<b>0.000</b>	<b>Acad Pro:</b>	<b>0.000</b>	<b>Contract:</b>	<b>0.000</b>	
					<b>\$118,446</b>	
<b>1704</b>	<b>18750</b>	<b>EOR Tech Outr &amp; Research</b>				
4197	P	1.000	Research Scientist, Asst	\$33,192	\$33,192	
4267	P	1.000	Research Scientist,Sr	\$115,008	\$115,008	
4281	P	1.000	Research Scientist, Asst	\$33,192	\$33,192	
4299	P	1.000	Research Scientist, Asst	\$60,000	\$60,000	
4301	P	1.000	Research Scientist, Asst	\$70,008	\$70,008	
4354	F	1.000	Visiting Asst Professor	\$60,000	\$60,000	
4535	P	1.000	Assoc Dir/Asst Research Scient	\$89,232	\$89,232	
4536	P	1.000	Research Scientist,Sr	\$65,004	\$65,004	
4732	P	1.000	Research Scientist,Sr	\$95,172	\$95,172	
4756	P	1.000	Research Scientist,Sr	\$121,392	\$121,392	
4844	Z	1.000	Outreach Coordinator	\$45,000	\$45,000	
4894	P	1.000	Research Scientist, Asst	\$0	\$45,000	
4895	P	1.000	Research Scientist, Asst	\$48,000	\$48,000	
4902	P	1.000	Research Scientist, Asst	\$0	\$65,004	
4996	P	1.000	Research Scientist, Asst	\$60,768	\$60,768	
<b>Admin:</b>	<b>0.000</b>	<b>Staff:</b>	<b>0.000</b>	<b>Admin Pro:</b>	<b>1.000</b>	
<b>Faculty:</b>	<b>1.000</b>	<b>Acad Pro:</b>	<b>13.000</b>	<b>Contract:</b>	<b>0.000</b>	
					<b>\$1,005,972</b>	
<b>Admin:</b>	<b>0.000</b>	<b>Staff:</b>	<b>2.500</b>	<b>Admin Pro:</b>	<b>1.000</b>	
<b>Faculty:</b>	<b>1.000</b>	<b>Acad Pro:</b>	<b>13.000</b>	<b>Contract:</b>	<b>0.000</b>	
					<b>\$1,124,418</b>	



# **Operating Budget Detail**

## **Section II – Department 067**

**For the Fiscal Year July 1, 2013 to June 30, 2014**



UNIVERSITY OF WYOMING

Position	Type	FTE	Title	Salary	Budget
<b>1303</b>	<b>12552</b>		<b>University Bookstore</b>		
4044	S	1.000	Buyer, Bookstore	\$35,292	\$35,292
4187	S	1.000	Buyer Assistant, Bookstore	\$31,368	\$31,368
4189	S	1.000	Office Assistant, Senior	\$25,800	\$25,800
4190	S	1.000	Buyer Assistant, Bookstore	\$37,944	\$37,944
4192	S	1.000	Buyer, Textbooks	\$47,916	\$47,916
4193	S	1.000	Cashier, Senior	\$26,976	\$26,976
4194	S	1.000	Buyer, Bookstore	\$36,792	\$36,792
4195	S	1.000	Supv,Bookstore Phys Operations	\$38,112	\$38,112
4196	S	1.000	Buyer Assistant, Bookstore	\$32,364	\$32,364
4198	S	1.000	Asst Mgr, Bookstore	\$51,060	\$51,060
4200	S	1.000	Mgr, Bookstore	\$66,180	\$66,180
4201	S	1.000	Accounting Associate	\$27,120	\$27,120
4207	S	1.000	Buyer, Bookstore	\$37,404	\$37,404
4208	S	1.000	Accountant, Professional	\$55,008	\$55,008
4209	S	1.000	Materials Handler	\$0	\$21,804
4212	S	1.000	Cashier	\$23,940	\$23,940
<b>Admin:</b>	<b>0.000</b>	<b>Staff:</b>	<b>16.000</b>	<b>Admin Pro:</b>	<b>0.000</b>
<b>Faculty:</b>	<b>0.000</b>	<b>Acad Pro:</b>	<b>0.000</b>	<b>Contract:</b>	<b>0.000</b>
					<b>\$595,080</b>
<b>1304</b>	<b>12554</b>		<b>Wyoming Union</b>		
4092	S	1.000	Office Assistant, Senior	\$28,620	\$28,620
4101	S	1.000	Asst Dir, Wyoming Union	\$0	\$58,800
4166	S	1.000	Special Events Coordinator	\$38,172	\$38,172
4213	S	1.000	Facilities/Grounds Attendant	\$21,804	\$21,804
4217	S	1.000	Facilities/Grounds Attendant	\$21,804	\$21,804
4219	A	1.000	Dir, Wyoming Union	\$86,184	\$86,184
4220	S	1.000	Supv, Wy Union Facility Svcs	\$32,292	\$32,292
4231	S	1.000	Supv, Facilities/Grounds	\$33,756	\$33,756
4232	S	1.000	Coord, Student Activities/Prog	\$0	\$42,720
4233	S	1.000	Facilities/Grounds Attendant	\$22,680	\$22,680
4234	S	1.000	Business Manager	\$45,024	\$45,024
4283	S	1.000	Area Supervisor	\$33,240	\$33,240
4284	S	1.000	Office Assistant, Senior	\$24,036	\$24,036
4355	S	1.000	Project Coordinator, Senior	\$41,400	\$41,400
4380	S	1.000	Assoc Dir, Wyoming Union	\$61,020	\$61,020

Position	Type	FTE	Title	Salary	Budget	
<b>1304</b>	<b>12554</b>	<b>Wyoming Union</b>				
4390	S	1.000	Facilities/Grounds Attendant	\$0	\$21,804	
4396	S	1.000	Asst Supv, Facilities/Grounds	\$27,900	\$27,900	
4424	S	1.000	Program Advisor	\$0	\$32,628	
4425	S	1.000	Asst Dir, Wyoming Union	\$45,024	\$45,024	
4447	S	1.000	Facilities/Grounds Attend,Sr	\$26,988	\$26,988	
4454	S	1.000	Office Assistant, Senior	\$25,740	\$25,740	
<b>Admin:</b>	<b>1.000</b>	<b>Staff:</b>	<b>20.000</b>	<b>Admin Pro:</b>	<b>0.000</b>	
<b>Faculty:</b>	<b>0.000</b>	<b>Acad Pro:</b>	<b>0.000</b>	<b>Contract:</b>	<b>0.000</b>	
					<b>\$771,636</b>	
<b>1305</b>	<b>12560</b>	<b>Vending Services</b>				
4078	S	1.000	Vending Services Attendant	\$25,800	\$25,800	
4245	S	1.000	Vending Services Attendant	\$25,800	\$25,800	
4246	S	1.000	Manager, Vending Services	\$38,172	\$38,172	
4309	S	1.000	Vending Services Attendant	\$0	\$24,828	
6148	S	0.500	Accounting Associate	\$25,824	\$12,912	
<b>Admin:</b>	<b>0.000</b>	<b>Staff:</b>	<b>4.500</b>	<b>Admin Pro:</b>	<b>0.000</b>	
<b>Faculty:</b>	<b>0.000</b>	<b>Acad Pro:</b>	<b>0.000</b>	<b>Contract:</b>	<b>0.000</b>	
					<b>\$127,512</b>	
<b>1306</b>	<b>12563</b>	<b>Wyo One ID</b>				
4262	S	1.000	Manager, WyoOne ID Office	\$46,164	\$46,164	
4264	S	1.000	Office Assistant, Senior	\$25,476	\$25,476	
<b>Admin:</b>	<b>0.000</b>	<b>Staff:</b>	<b>2.000</b>	<b>Admin Pro:</b>	<b>0.000</b>	
<b>Faculty:</b>	<b>0.000</b>	<b>Acad Pro:</b>	<b>0.000</b>	<b>Contract:</b>	<b>0.000</b>	
					<b>\$71,640</b>	
<b>1307</b>	<b>12565</b>	<b>Trademark Licensing</b>				
4265	S	1.000	Asst Dir, Auxiliary Services	\$70,296	\$70,296	
4320	S	1.000	Staff Assistant	\$38,172	\$38,172	
<b>Admin:</b>	<b>0.000</b>	<b>Staff:</b>	<b>2.000</b>	<b>Admin Pro:</b>	<b>0.000</b>	
<b>Faculty:</b>	<b>0.000</b>	<b>Acad Pro:</b>	<b>0.000</b>	<b>Contract:</b>	<b>0.000</b>	
					<b>\$108,468</b>	

Position	Type	FTE	Title	Salary	Budget	
<b>1308</b>	<b>12569</b>	<b>Service &amp; AE Dir Office</b>				
4045	S	1.000	Mgr, Graphic Arts	\$46,344	\$46,344	
4153	S	1.000	Programmer Analyst, Senior	\$0	\$56,088	
4244	S	1.000	Programmer Analyst, Senior	\$49,092	\$49,092	
4266	A	1.000	Director	\$98,556	\$98,556	
4268	S	0.530	Accountant	\$45,780	\$24,264	
<b>Admin:</b>	<b>1.000</b>	<b>Staff:</b>	<b>3.530</b>	<b>Admin Pro:</b>	<b>0.000</b>	
<b>Faculty:</b>	<b>0.000</b>	<b>Acad Pro:</b>	<b>0.000</b>	<b>Contract:</b>	<b>0.000</b>	
					<b>\$274,344</b>	
<b>1310</b>	<b>12572</b>	<b>Health Srvc-Pharmacy</b>				
4276	Z	1.000	Pharmacy Supervisor	\$105,336	\$105,336	
6088	Z	1.000	Pharmacist (Registered)	\$62,856	\$62,856	
<b>Admin:</b>	<b>0.000</b>	<b>Staff:</b>	<b>0.000</b>	<b>Admin Pro:</b>	<b>2.000</b>	
<b>Faculty:</b>	<b>0.000</b>	<b>Acad Pro:</b>	<b>0.000</b>	<b>Contract:</b>	<b>0.000</b>	
					<b>\$168,192</b>	
<b>1315</b>	<b>12575</b>	<b>TCS - Operations</b>				
4011	S	0.500	Programmer Analyst	\$41,400	\$20,700	
4017	S	0.500	Telecom Service Rep Senior	\$38,172	\$19,086	
4040	S	0.500	Computer Support Specialist,Sr	\$55,728	\$27,864	
4096	S	0.500	Mgr, Instructional Technology	\$75,000	\$37,500	
4127	S	0.500	Systems Programmer, Senior	\$61,056	\$30,528	
4146	S	0.500	Systems Programmer, Senior	\$69,876	\$34,938	
4211	S	0.500	Computer Support Specialist,Sr	\$45,024	\$25,326	
4241	S	0.500	Technician, Master	\$48,324	\$24,162	
4275	S	0.150	Computer Support Specialist,Sr	\$45,024	\$6,754	
4287	S	0.500	Office Associate	\$35,700	\$17,850	
4288	S	0.500	Computer Support Specialist,Sr	\$49,932	\$24,966	
4289	S	0.500	Technician, Master	\$61,056	\$30,528	
4290	A	0.500	Director	\$127,464	\$63,732	
4324	S	0.500	Web Site Designer/Developer	\$52,812	\$26,406	
4325	S	0.500	Computer Support Specialist,Sr	\$45,024	\$22,512	
4369	S	0.500	Technician	\$38,364	\$19,182	
4376	S	0.500	Systems Specialist	\$63,912	\$31,956	
4391	S	0.500	Programmer Analyst	\$41,400	\$20,700	
4397	S	0.500	Accounting Associate, Senior	\$30,168	\$15,084	
4403	Z	0.500	Dir,Research Support	\$95,004	\$47,502	

Position	Type	FTE	Title	Salary	Budget	
<b>1315</b>	<b>12575</b>	<b>TCS - Operations</b>				
4406	S	0.500	Computer Support Spec, Exec	\$55,128	\$27,564	
4420	S	0.500	Systems Programmer, Senior	\$58,356	\$29,178	
4421	S	0.500	Applications Security Analyst	\$67,488	\$33,744	
4428	S	0.500	Programmer Analyst	\$41,400	\$20,700	
4429	S	0.500	Data Center Specialist, II	\$0	\$25,902	
4460	S	0.500	Systems Programmer, Senior	\$0	\$30,528	
4473	S	0.500	Computer Support Specialist, Sr	\$46,848	\$23,424	
4474	S	0.500	Project Manager, Info Tech	\$0	\$42,054	
4784	S	0.500	Systems Programmer, Senior	\$58,356	\$29,178	
4893	S	1.000	Systems Programmer	\$53,520	\$53,520	
<b>Admin:</b>	<b>0.500</b>	<b>Staff:</b>	<b>14.150</b>	<b>Admin Pro:</b>	<b>0.500</b>	
<b>Faculty:</b>	<b>0.000</b>	<b>Acad Pro:</b>	<b>0.000</b>	<b>Contract:</b>	<b>0.000</b>	
					<b>\$863,068</b>	
<b>1316</b>	<b>12591</b>	<b>Athletic Dir Office</b>				
4155	C	0.500	Dir, Compliance	\$40,008	\$20,004	
4470	C	0.500	Asst AD/Marketing&Branding	\$55,008	\$27,504	
4490	C	0.500	Asst Marketing Director	\$33,000	\$16,500	
4769	C	0.500	Athletic Compliance Assistant	\$30,000	\$15,000	
<b>Admin:</b>	<b>0.000</b>	<b>Staff:</b>	<b>0.000</b>	<b>Admin Pro:</b>	<b>0.000</b>	
<b>Faculty:</b>	<b>0.000</b>	<b>Acad Pro:</b>	<b>0.000</b>	<b>Contract:</b>	<b>2.000</b>	
					<b>\$79,008</b>	
<b>1316</b>	<b>12595</b>	<b>Athl Adm Bus Off</b>				
4503	C	0.500	Athletics Exec Business Mgr.	\$68,004	\$34,002	
4512	S	0.500	Office Associate	\$30,168	\$15,084	
<b>Admin:</b>	<b>0.000</b>	<b>Staff:</b>	<b>0.500</b>	<b>Admin Pro:</b>	<b>0.000</b>	
<b>Faculty:</b>	<b>0.000</b>	<b>Acad Pro:</b>	<b>0.000</b>	<b>Contract:</b>	<b>0.500</b>	
					<b>\$49,086</b>	

Position	Type	FTE	Title	Salary	Budget
<b>1316</b>	<b>12597</b>		<b>Basketball-Men</b>		
4025	C	0.500	Coach, Asst Men's Basketball	\$92,004	\$46,002
4361	C	0.500	Coach, Asst Strength	\$42,000	\$29,502
4508	C	0.500	Dir, Men'sBasketballOperations	\$43,008	\$21,504
<b>Admin:</b>	<b>0.000</b>	<b>Staff:</b>	<b>0.000</b>	<b>Admin Pro:</b>	<b>0.000</b>
<b>Faculty:</b>	<b>0.000</b>	<b>Acad Pro:</b>	<b>0.000</b>	<b>Contract:</b>	<b>1.500</b>
					<b>\$97,008</b>
<b>1316</b>	<b>12598</b>		<b>Basketball-Women</b>		
4509	C	0.500	Dir,AthWebsite/AudioVisual-WBB	\$36,000	\$18,000
4520	C	0.500	Coach, Asst Strength	\$42,840	\$21,420
4576	S	0.500	Office Associate	\$30,168	\$15,084
<b>Admin:</b>	<b>0.000</b>	<b>Staff:</b>	<b>0.500</b>	<b>Admin Pro:</b>	<b>0.000</b>
<b>Faculty:</b>	<b>0.000</b>	<b>Acad Pro:</b>	<b>0.000</b>	<b>Contract:</b>	<b>1.000</b>
					<b>\$54,504</b>
<b>1316</b>	<b>12600</b>		<b>Golf - Women</b>		
4427	C	0.500	CoachHdW'nsGolf/AsstDirM/WGPrg	\$42,000	\$21,000
<b>Admin:</b>	<b>0.000</b>	<b>Staff:</b>	<b>0.000</b>	<b>Admin Pro:</b>	<b>0.000</b>
<b>Faculty:</b>	<b>0.000</b>	<b>Acad Pro:</b>	<b>0.000</b>	<b>Contract:</b>	<b>0.500</b>
					<b>\$21,000</b>
<b>1316</b>	<b>12601</b>		<b>Football</b>		
4223	S	0.500	Office Associate	\$30,168	\$15,084
4224	C	0.500	Coach, Asst Football	\$62,004	\$31,002
4297	C	0.500	Dir, Ath Strength&Conditioning	\$82,008	\$41,004
4437	C	0.500	Recruiting Coord., Football	\$70,008	\$35,004
4497	C	0.500	Director,Media/AudioVisual-FB	\$32,004	\$16,002
4513	C	0.500	Coach, Asst Strength	\$39,000	\$19,500
<b>Admin:</b>	<b>0.000</b>	<b>Staff:</b>	<b>0.500</b>	<b>Admin Pro:</b>	<b>0.000</b>
<b>Faculty:</b>	<b>0.000</b>	<b>Acad Pro:</b>	<b>0.000</b>	<b>Contract:</b>	<b>2.500</b>
					<b>\$157,596</b>

Position	Type	FTE	Title	Salary	Budget
<b>1316</b>	<b>12605</b>	<b>Swimming - Women</b>			
4511	C	0.500	Coach,Asst Men & Women Swim	\$36,000	\$18,000
<b>Admin:</b>	<b>0.000</b>	<b>Staff:</b>	<b>0.000</b>	<b>Admin Pro:</b>	<b>0.000</b>
<b>Faculty:</b>	<b>0.000</b>	<b>Acad Pro:</b>	<b>0.000</b>	<b>Contract:</b>	<b>0.500</b>
					<b>\$18,000</b>
<b>1316</b>	<b>12606</b>	<b>Track - Men</b>			
4409	C	0.250	Coach, Assoc Head Track	\$55,008	\$13,752
4510	C	0.250	Coach, Asst Track	\$34,500	\$8,625
<b>Admin:</b>	<b>0.000</b>	<b>Staff:</b>	<b>0.000</b>	<b>Admin Pro:</b>	<b>0.000</b>
<b>Faculty:</b>	<b>0.000</b>	<b>Acad Pro:</b>	<b>0.000</b>	<b>Contract:</b>	<b>0.500</b>
					<b>\$22,377</b>
<b>1316</b>	<b>12607</b>	<b>Track - Women</b>			
4409	C	0.250	Coach, Assoc Head Track	\$55,008	\$13,752
4489	C	0.500	Coach, Asst Track	\$34,500	\$17,250
4510	C	0.250	Coach, Asst Track	\$34,500	\$8,625
<b>Admin:</b>	<b>0.000</b>	<b>Staff:</b>	<b>0.000</b>	<b>Admin Pro:</b>	<b>0.000</b>
<b>Faculty:</b>	<b>0.000</b>	<b>Acad Pro:</b>	<b>0.000</b>	<b>Contract:</b>	<b>1.000</b>
					<b>\$39,627</b>
<b>1316</b>	<b>12608</b>	<b>Volleyball</b>			
4501	C	0.500	Coach, Assistant Volleyball	\$50,004	\$25,002
4559	C	0.500	Dir,Women's Volleyball Ops	\$33,600	\$16,800
<b>Admin:</b>	<b>0.000</b>	<b>Staff:</b>	<b>0.000</b>	<b>Admin Pro:</b>	<b>0.000</b>
<b>Faculty:</b>	<b>0.000</b>	<b>Acad Pro:</b>	<b>0.000</b>	<b>Contract:</b>	<b>1.000</b>
					<b>\$41,802</b>
<b>1316</b>	<b>12609</b>	<b>Wrestling</b>			
4043	C	0.500	Coach, Asst Wrestling	\$40,008	\$20,004
4884	C	0.500	Dir of Operations, Wrestling	\$35,004	\$17,502
<b>Admin:</b>	<b>0.000</b>	<b>Staff:</b>	<b>0.000</b>	<b>Admin Pro:</b>	<b>0.000</b>
<b>Faculty:</b>	<b>0.000</b>	<b>Acad Pro:</b>	<b>0.000</b>	<b>Contract:</b>	<b>1.000</b>
					<b>\$37,506</b>

Position	Type	FTE	Title	Salary	Budget
<b>1316</b>	<b>12610</b>		<b>Academic Counselor</b>		
4472	C	0.500	Assoc Ath Dir/Cowboy Joe Club	\$0	\$19,254
4499	C	0.500	Athletic Academic Coordinator	\$38,508	\$19,254
4514	C	0.500	Athletic Academic Coordinator	\$38,508	\$19,254
<b>Admin:</b>	<b>0.000</b>	<b>Staff:</b>	<b>0.000</b>	<b>Admin Pro:</b>	<b>0.000</b>
<b>Faculty:</b>	<b>0.000</b>	<b>Acad Pro:</b>	<b>0.000</b>	<b>Contract:</b>	<b>1.500</b>
					<b>\$57,762</b>
<b>1316</b>	<b>12614</b>		<b>Training Room</b>		
4282	C	0.500	Athletic Trainer, Asst	\$40,008	\$20,004
4293	C	0.500	Assoc Hd Ath Trainer	\$45,000	\$22,500
4493	C	0.500	Coord, Sports Medicine Ins	\$42,000	\$21,000
4517	C	0.500	Athletic Trainer, Asst	\$35,004	\$17,502
<b>Admin:</b>	<b>0.000</b>	<b>Staff:</b>	<b>0.000</b>	<b>Admin Pro:</b>	<b>0.000</b>
<b>Faculty:</b>	<b>0.000</b>	<b>Acad Pro:</b>	<b>0.000</b>	<b>Contract:</b>	<b>2.000</b>
					<b>\$81,006</b>
<b>1316</b>	<b>12615</b>		<b>Soccer - Women</b>		
4502	C	0.500	Coach, Asst Womens Soccer	\$0	\$16,254
<b>Admin:</b>	<b>0.000</b>	<b>Staff:</b>	<b>0.000</b>	<b>Admin Pro:</b>	<b>0.000</b>
<b>Faculty:</b>	<b>0.000</b>	<b>Acad Pro:</b>	<b>0.000</b>	<b>Contract:</b>	<b>0.500</b>
					<b>\$16,254</b>
<b>1316</b>	<b>12616</b>		<b>Concessions</b>		
4156	C	1.000	Dir,Athletic Concessions Ops	\$44,508	\$44,508
4521	S	1.000	Asst Mgr, Athletic Concessions	\$35,292	\$35,292
<b>Admin:</b>	<b>0.000</b>	<b>Staff:</b>	<b>1.000</b>	<b>Admin Pro:</b>	<b>0.000</b>
<b>Faculty:</b>	<b>0.000</b>	<b>Acad Pro:</b>	<b>0.000</b>	<b>Contract:</b>	<b>1.000</b>
					<b>\$79,800</b>
<b>1316</b>	<b>12617</b>		<b>Pepsters/Wildfire</b>		
4487	C	0.500	Head Spirit Squad Coach	\$30,000	\$15,000
<b>Admin:</b>	<b>0.000</b>	<b>Staff:</b>	<b>0.000</b>	<b>Admin Pro:</b>	<b>0.000</b>
<b>Faculty:</b>	<b>0.000</b>	<b>Acad Pro:</b>	<b>0.000</b>	<b>Contract:</b>	<b>0.500</b>
					<b>\$15,000</b>



Position	Type	FTE	Title	Salary	Budget	
<b>1316</b>	<b>12618</b>	<b>Athletic Facilities</b>				
4019	S	0.500	Mechanic, Master	\$37,260	\$18,630	
4236	S	0.500	Athletics Operator/Tech III	\$27,900	\$13,950	
4465	S	0.500	Athletics Operator/Tech IV	\$32,628	\$16,314	
4488	S	0.500	Mechanic	\$30,168	\$15,084	
4586	S	0.424	Athletics Operator/Tech II	\$0	\$12,018	
<b>Admin:</b>	<b>0.000</b>	<b>Staff:</b>	<b>2.424</b>	<b>Admin Pro:</b>	<b>0.000</b>	
<b>Faculty:</b>	<b>0.000</b>	<b>Acad Pro:</b>	<b>0.000</b>	<b>Contract:</b>	<b>0.000</b>	
					<b>\$75,996</b>	
<b>1316</b>	<b>12623</b>	<b>Tennis - Women</b>				
4292	C	0.500	Coach, Asst Tennis	\$32,004	\$16,002	
<b>Admin:</b>	<b>0.000</b>	<b>Staff:</b>	<b>0.000</b>	<b>Admin Pro:</b>	<b>0.000</b>	
<b>Faculty:</b>	<b>0.000</b>	<b>Acad Pro:</b>	<b>0.000</b>	<b>Contract:</b>	<b>0.500</b>	
					<b>\$16,002</b>	
<b>1316</b>	<b>12625</b>	<b>Sports Information</b>				
4007	S	0.500	Asst Coord, Sports Information	\$41,820	\$20,910	
4469	C	0.500	Athletic Web Site Coordinator	\$39,000	\$19,500	
4500	C	0.500	Creative Dir, Audio Visual Svs	\$0	\$24,000	
4506	C	0.500	Athletic Media Relations Spec	\$28,008	\$14,004	
4539	C	0.500	Athl Media/Pub Relations Spec	\$28,008	\$14,004	
<b>Admin:</b>	<b>0.000</b>	<b>Staff:</b>	<b>0.500</b>	<b>Admin Pro:</b>	<b>0.000</b>	
<b>Faculty:</b>	<b>0.000</b>	<b>Acad Pro:</b>	<b>0.000</b>	<b>Contract:</b>	<b>2.000</b>	
					<b>\$92,418</b>	
<b>1400</b>	<b>12680</b>	<b>ASUW Business Office</b>				
4097	S	1.000	Office Associate	\$23,328	\$31,104	
4098	S	1.000	Accounting Associate, Senior	\$26,076	\$26,076	
4574	S	1.000	Project Coordinator	\$0	\$35,292	
<b>Admin:</b>	<b>0.000</b>	<b>Staff:</b>	<b>3.000</b>	<b>Admin Pro:</b>	<b>0.000</b>	
<b>Faculty:</b>	<b>0.000</b>	<b>Acad Pro:</b>	<b>0.000</b>	<b>Contract:</b>	<b>0.000</b>	
					<b>\$92,472</b>	

Position	Type	FTE	Title	Salary	Budget
<b>1400</b>	<b>12682</b>		<b>ASTECC</b>		
4433	S	1.000	Coord, Technical Services	\$36,372	\$36,372
<b>Admin:</b>	<b>0.000</b>	<b>Staff:</b>	<b>1.000</b>	<b>Admin Pro:</b>	<b>0.000</b>
<b>Faculty:</b>	<b>0.000</b>	<b>Acad Pro:</b>	<b>0.000</b>	<b>Contract:</b>	<b>0.000</b>
					<b>\$36,372</b>
<b>1401</b>	<b>12692</b>		<b>Administration</b>		
4099	S	1.000	Coord, Sales/Circulation	\$32,748	\$32,748
4419	S	1.000	Graphic Designer	\$0	\$37,224
4484	S	1.000	Supv, Student Publications	\$47,148	\$47,148
4555	S	1.000	Accounting Associate, Senior	\$30,168	\$30,168
6001	S	1.000	Office Assistant, Senior	\$0	\$20,136
<b>Admin:</b>	<b>0.000</b>	<b>Staff:</b>	<b>5.000</b>	<b>Admin Pro:</b>	<b>0.000</b>
<b>Faculty:</b>	<b>0.000</b>	<b>Acad Pro:</b>	<b>0.000</b>	<b>Contract:</b>	<b>0.000</b>
					<b>\$167,424</b>
<b>1450</b>	<b>12697</b>		<b>WPM - KUWR Underwriting</b>		
2072	S	0.500	Technician	\$36,708	\$18,354
4151	S	1.000	Coord, Sales/Circulation	\$31,164	\$31,164
4315	S	1.000	Research Associate I	\$34,008	\$34,008
4330	S	1.000	Mgr, Dev - WY Public Radio	\$0	\$60,708
4405	S	1.000	News Anchor/Reporter	\$35,688	\$35,688
<b>Admin:</b>	<b>0.000</b>	<b>Staff:</b>	<b>4.500</b>	<b>Admin Pro:</b>	<b>0.000</b>
<b>Faculty:</b>	<b>0.000</b>	<b>Acad Pro:</b>	<b>0.000</b>	<b>Contract:</b>	<b>0.000</b>
					<b>\$179,922</b>
<b>1500</b>	<b>12715</b>		<b>R/T-Civil/Arch Engineerng</b>		
1068	S	0.127	Engineer	\$53,520	\$6,798
<b>Admin:</b>	<b>0.000</b>	<b>Staff:</b>	<b>0.127</b>	<b>Admin Pro:</b>	<b>0.000</b>
<b>Faculty:</b>	<b>0.000</b>	<b>Acad Pro:</b>	<b>0.000</b>	<b>Contract:</b>	<b>0.000</b>
					<b>\$6,798</b>
<b>1500</b>	<b>12728</b>		<b>R/T-Health Science</b>		
4053	S	1.000	Instructional Technol A/V Tech	\$0	\$47,568
<b>Admin:</b>	<b>0.000</b>	<b>Staff:</b>	<b>1.000</b>	<b>Admin Pro:</b>	<b>0.000</b>
<b>Faculty:</b>	<b>0.000</b>	<b>Acad Pro:</b>	<b>0.000</b>	<b>Contract:</b>	<b>0.000</b>
					<b>\$47,568</b>

Position	Type	FTE	Title	Salary	Budget
<b>1500</b>	<b>12738</b>		<b>R/T-Nursing</b>		
3058	S	1.000	Office Associate	\$30,168	\$30,168
4002	P	1.000	Lecturer,Asst	\$63,000	\$63,000
4565	S	1.000	Office Associate	\$32,256	\$32,256
4737	P	1.000	Lecturer,Asst	\$54,588	\$54,588
4874	P	1.000	Research Scientist,Assoc	\$0	\$60,000
<b>Admin:</b>	<b>0.000</b>	<b>Staff:</b>	<b>2.000</b>	<b>Admin Pro:</b>	<b>0.000</b>
<b>Faculty:</b>	<b>0.000</b>	<b>Acad Pro:</b>	<b>3.000</b>	<b>Contract:</b>	<b>0.000</b>
					<b>\$240,012</b>
<b>1501</b>	<b>12768</b>		<b>IC-Atmospheric Science</b>		
0340	F	0.423	Professor	\$132,696	\$56,172
<b>Admin:</b>	<b>0.000</b>	<b>Staff:</b>	<b>0.000</b>	<b>Admin Pro:</b>	<b>0.000</b>
<b>Faculty:</b>	<b>0.423</b>	<b>Acad Pro:</b>	<b>0.000</b>	<b>Contract:</b>	<b>0.000</b>
					<b>\$56,172</b>
<b>1501</b>	<b>12774</b>		<b>IC-Chemical Engr</b>		
4760	S	0.525	Technician, Senior	\$41,400	\$21,745
<b>Admin:</b>	<b>0.000</b>	<b>Staff:</b>	<b>0.525</b>	<b>Admin Pro:</b>	<b>0.000</b>
<b>Faculty:</b>	<b>0.000</b>	<b>Acad Pro:</b>	<b>0.000</b>	<b>Contract:</b>	<b>0.000</b>
					<b>\$21,745</b>
<b>1501</b>	<b>12789</b>		<b>IC-Engineering Dean</b>		
1194	S	0.316	Computer Support Spec, Exec	\$65,148	\$20,575
<b>Admin:</b>	<b>0.000</b>	<b>Staff:</b>	<b>0.316</b>	<b>Admin Pro:</b>	<b>0.000</b>
<b>Faculty:</b>	<b>0.000</b>	<b>Acad Pro:</b>	<b>0.000</b>	<b>Contract:</b>	<b>0.000</b>
					<b>\$20,575</b>
<b>1501</b>	<b>12798</b>		<b>IC-Health Sciences Dean</b>		
4505	F	1.000	Clinical Professor	\$0	\$94,836
<b>Admin:</b>	<b>0.000</b>	<b>Staff:</b>	<b>0.000</b>	<b>Admin Pro:</b>	<b>0.000</b>
<b>Faculty:</b>	<b>1.000</b>	<b>Acad Pro:</b>	<b>0.000</b>	<b>Contract:</b>	<b>0.000</b>
					<b>\$94,836</b>

Position	Type	FTE	Title	Salary	Budget	
<b>1501</b>	<b>12823</b>	<b>IC-Range Management</b>				
4625	P	1.000	Post Doc Res Assoc	\$42,996	\$42,996	
<b>Admin:</b>	<b>0.000</b>	<b>Staff:</b>	<b>0.000</b>	<b>Admin Pro:</b>	<b>0.000</b>	
<b>Faculty:</b>	<b>0.000</b>	<b>Acad Pro:</b>	<b>1.000</b>	<b>Contract:</b>	<b>0.000</b>	
					<b>\$42,996</b>	
<b>1501</b>	<b>12824</b>	<b>IC-Natural Science Program</b>				
3038	S	0.214	Accounting Associate, Senior	\$30,168	\$6,446	
<b>Admin:</b>	<b>0.000</b>	<b>Staff:</b>	<b>0.214</b>	<b>Admin Pro:</b>	<b>0.000</b>	
<b>Faculty:</b>	<b>0.000</b>	<b>Acad Pro:</b>	<b>0.000</b>	<b>Contract:</b>	<b>0.000</b>	
					<b>\$6,446</b>	
<b>1501</b>	<b>12837</b>	<b>IC-VP Finance</b>				
2533	S	1.000	Mgr, Central Scheduling	\$65,304	\$65,304	
4091	S	1.000	Recruitment Supervisor	\$49,092	\$49,092	
4106	S	1.000	Coord., Financial Aid Programs	\$41,400	\$41,400	
4261	S	1.000	Asst Mgr,Real EstateOperations	\$49,092	\$49,092	
4304	S	1.000	GIS Technician	\$38,172	\$38,172	
4305	S	1.000	GIS Technician	\$0	\$38,172	
4423	S	1.000	Financial Aid Specialist	\$35,292	\$35,292	
4464	S	1.000	Human Resources Specialist, Sr	\$40,008	\$40,008	
4471	S	1.000	Human Resources Specialist	\$35,688	\$35,688	
<b>Admin:</b>	<b>0.000</b>	<b>Staff:</b>	<b>9.000</b>	<b>Admin Pro:</b>	<b>0.000</b>	
<b>Faculty:</b>	<b>0.000</b>	<b>Acad Pro:</b>	<b>0.000</b>	<b>Contract:</b>	<b>0.000</b>	
					<b>\$392,220</b>	
<b>1501</b>	<b>12838</b>	<b>IC-VP Research &amp; Econ Dev</b>				
4865	A	1.000	Dir, Research Products Center	\$93,072	\$93,072	
<b>Admin:</b>	<b>1.000</b>	<b>Staff:</b>	<b>0.000</b>	<b>Admin Pro:</b>	<b>0.000</b>	
<b>Faculty:</b>	<b>0.000</b>	<b>Acad Pro:</b>	<b>0.000</b>	<b>Contract:</b>	<b>0.000</b>	
					<b>\$93,072</b>	
<b>1600</b>	<b>12875</b>	<b>Rochelle Fund</b>				
2196	P	0.060	Research Scientist,Asst ETT	\$44,004	\$2,642	
<b>Admin:</b>	<b>0.000</b>	<b>Staff:</b>	<b>0.000</b>	<b>Admin Pro:</b>	<b>0.000</b>	
<b>Faculty:</b>	<b>0.000</b>	<b>Acad Pro:</b>	<b>0.060</b>	<b>Contract:</b>	<b>0.000</b>	
					<b>\$2,642</b>	

Position	Type	FTE	Title	Salary	Budget	
<b>1600</b>	<b>12919</b>	<b>WPM - Membership KUWR</b>				
4037	S	1.000	Mgr, Tv/Radio Prog Operations	\$66,000	\$66,000	
4048	S	1.000	Coord, Sales/Circulation	\$32,724	\$32,724	
4328	S	1.000	Engineer	\$55,344	\$55,344	
4371	Z	1.000	Major Gifts Manager-Wpr	\$59,196	\$59,196	
4383	S	1.000	Office Assistant, Senior	\$24,036	\$24,036	
<b>Admin:</b>	<b>0.000</b>	<b>Staff:</b>	<b>4.000</b>	<b>Admin Pro:</b>	<b>1.000</b>	
<b>Faculty:</b>	<b>0.000</b>	<b>Acad Pro:</b>	<b>0.000</b>	<b>Contract:</b>	<b>0.000</b>	
					<b>\$237,300</b>	
<b>1600</b>	<b>12953</b>	<b>Engineering</b>				
4165	S	0.500	Coord, Area Public Relations	\$38,172	\$19,086	
4515	S	1.000	Coord, Student Advising	\$42,684	\$42,684	
4524	S	0.500	Office Associate, Senior	\$43,932	\$21,966	
<b>Admin:</b>	<b>0.000</b>	<b>Staff:</b>	<b>2.000</b>	<b>Admin Pro:</b>	<b>0.000</b>	
<b>Faculty:</b>	<b>0.000</b>	<b>Acad Pro:</b>	<b>0.000</b>	<b>Contract:</b>	<b>0.000</b>	
					<b>\$83,736</b>	
<b>1600</b>	<b>12978</b>	<b>CJC Operations Acct</b>				
4008	S	1.000	Office Assistant, Senior	\$31,224	\$31,224	
4110	S	1.000	Office Associate, Senior	\$34,440	\$34,440	
4112	C	1.000	Asst AD for Development	\$50,004	\$50,004	
4113	C	1.000	SrAscAthDir/Dev&RevEnhancement	\$155,004	\$155,004	
4114	S	1.000	Accountant	\$43,764	\$43,764	
4378	C	1.000	Development Officer-CBJ	\$30,000	\$30,000	
4445	S	0.500	Office Associate	\$30,168	\$15,084	
4492	C	1.000	Asst Dir,Audio Visual Svcs	\$0	\$30,000	
4854	C	1.000	Development Officer-CBJ	\$30,000	\$30,000	
4862	C	0.500	Sales Development Officer	\$28,008	\$14,004	
<b>Admin:</b>	<b>0.000</b>	<b>Staff:</b>	<b>3.500</b>	<b>Admin Pro:</b>	<b>0.000</b>	
<b>Faculty:</b>	<b>0.000</b>	<b>Acad Pro:</b>	<b>0.000</b>	<b>Contract:</b>	<b>5.500</b>	
					<b>\$433,524</b>	

Position	Type	FTE	Title	Salary	Budget
<b>1600</b>	<b>13045</b>		<b>Vet Entomology</b>		
4172	S	1.000	Seed Crop Field Inspector	\$30,168	\$30,168
<b>Admin:</b>	<b>0.000</b>	<b>Staff:</b>	<b>1.000</b>	<b>Admin Pro:</b>	<b>0.000</b>
<b>Faculty:</b>	<b>0.000</b>	<b>Acad Pro:</b>	<b>0.000</b>	<b>Contract:</b>	<b>0.000</b>
					<b>\$30,168</b>
<b>1700</b>	<b>13078</b>		<b>County Asst Agents</b>		
0191	P	0.500	Extension Educator,Asst	\$37,956	\$18,978
0245	P	0.500	Extension Educator	\$0	\$20,000
0401	S	0.500	Program Associate II	\$0	\$23,496
0624	P	0.500	Ext Educator,Assoc ETT	\$54,060	\$27,031
0789	P	0.500	Extension Educator,Asst	\$38,712	\$19,356
1380	P	0.491	Ext Educator,Assoc ETT	\$55,908	\$27,450
2043	P	0.500	Extension Educator,Asst	\$42,672	\$21,336
2116	S	0.887	Program Associate II	\$43,740	\$38,814
2118	P	0.488	Extension Educator,Asst	\$40,956	\$19,975
2241	P	0.500	Extension Educator,Asst	\$41,004	\$20,502
4029	P	0.488	Extension Educator,Asst	\$40,776	\$19,883
4031	P	0.488	Extension Educator,Asst	\$41,016	\$20,005
4032	P	0.500	Extension Educator,Asst	\$41,868	\$20,934
4121	P	0.500	Extension Educator,Asst	\$39,864	\$19,932
4145	P	0.500	Extension Educator,Asst	\$39,312	\$19,656
4188	P	0.500	Extension Educator,Asst	\$46,008	\$23,004
4205	P	0.714	Extension Educator,Asst	\$0	\$20,000
4259	P	0.493	Ext Educator,Sr ETT	\$70,824	\$34,908
4286	P	0.489	Extension Educator,Asst	\$46,008	\$22,501
4365	P	0.500	Extension Educator,Asst	\$45,000	\$22,500
4440	P	0.500	Extension Educator,Asst	\$38,712	\$19,356
4441	P	0.500	Extension Educator,Asst	\$45,468	\$22,734
4803	S	0.473	Cent\$ibleNutritionProgramCd,Sr	\$42,252	\$5,086
4853	P	0.750	Extension Educator,Asst	\$40,896	\$30,672
4977	P	0.270	Extension Educator,Asst	\$39,480	\$2,665
<b>Admin:</b>	<b>0.000</b>	<b>Staff:</b>	<b>1.860</b>	<b>Admin Pro:</b>	<b>0.000</b>
<b>Faculty:</b>	<b>0.000</b>	<b>Acad Pro:</b>	<b>11.171</b>	<b>Contract:</b>	<b>0.000</b>
					<b>\$540,774</b>

Position	Type	FTE	Title	Salary	Budget	
<b>1700</b>	<b>13079</b>	<b>County Agents</b>				
4413	P	0.500	Extension Educator,Asst	\$42,000	\$21,000	
4518	S	1.000	Office Associate	\$32,856	\$32,856	
<b>Admin:</b>	<b>0.000</b>	<b>Staff:</b>	<b>1.000</b>	<b>Admin Pro:</b>	<b>0.000</b>	
<b>Faculty:</b>	<b>0.000</b>	<b>Acad Pro:</b>	<b>0.500</b>	<b>Contract:</b>	<b>0.000</b>	
					<b>\$53,856</b>	
<b>1700</b>	<b>13095</b>	<b>4-H Fdn Secretary</b>				
4026	S	0.688	Coord, Development	\$51,384	\$35,337	
<b>Admin:</b>	<b>0.000</b>	<b>Staff:</b>	<b>0.688</b>	<b>Admin Pro:</b>	<b>0.000</b>	
<b>Faculty:</b>	<b>0.000</b>	<b>Acad Pro:</b>	<b>0.000</b>	<b>Contract:</b>	<b>0.000</b>	
					<b>\$35,337</b>	
<b>1700</b>	<b>13105</b>	<b>Tapp</b>				
2119	P	0.158	Lecturer,Sr ETT	\$82,104	\$12,961	
<b>Admin:</b>	<b>0.000</b>	<b>Staff:</b>	<b>0.000</b>	<b>Admin Pro:</b>	<b>0.000</b>	
<b>Faculty:</b>	<b>0.000</b>	<b>Acad Pro:</b>	<b>0.158</b>	<b>Contract:</b>	<b>0.000</b>	
					<b>\$12,961</b>	
<b>1700</b>	<b>13119</b>	<b>Campus Data Network</b>				
4015	S	0.500	Systems Programmer	\$53,520	\$26,760	
<b>Admin:</b>	<b>0.000</b>	<b>Staff:</b>	<b>0.500</b>	<b>Admin Pro:</b>	<b>0.000</b>	
<b>Faculty:</b>	<b>0.000</b>	<b>Acad Pro:</b>	<b>0.000</b>	<b>Contract:</b>	<b>0.000</b>	
					<b>\$26,760</b>	
<b>1700</b>	<b>13178</b>	<b>UW/CC Generated Revenue</b>				
1440	P	0.500	Lecturer,Asst	\$46,632	\$23,316	
3094	S	0.500	Office Assistant, Senior	\$24,036	\$12,018	
4141	S	1.000	Inst Tech Educational Spec	\$0	\$45,024	
4341	S	0.700	Coord, Area Public Relations	\$45,660	\$31,962	
4438	P	0.750	Lecturer,Asst	\$51,300	\$38,475	
4439	S	1.000	Accounting Associate, Senior	\$30,168	\$30,168	
4461	S	1.000	Office Assistant	\$23,856	\$23,856	
4614	P	1.000	Lecturer,Asst	\$37,500	\$37,500	
<b>Admin:</b>	<b>0.000</b>	<b>Staff:</b>	<b>4.200</b>	<b>Admin Pro:</b>	<b>0.000</b>	
<b>Faculty:</b>	<b>0.000</b>	<b>Acad Pro:</b>	<b>2.250</b>	<b>Contract:</b>	<b>0.000</b>	
					<b>\$242,319</b>	

Position	Type	FTE	Title	Salary	Budget	
<b>1700</b>	<b>13249</b>	<b>Internat Partic Trng</b>				
4498	S	0.489	Project Coordinator	\$42,756	\$20,913	
4807	S	0.500	Coord, Student Advising	\$38,172	\$19,086	
<b>Admin:</b>	<b>0.000</b>	<b>Staff:</b>	<b>0.989</b>	<b>Admin Pro:</b>	<b>0.000</b>	
<b>Faculty:</b>	<b>0.000</b>	<b>Acad Pro:</b>	<b>0.000</b>	<b>Contract:</b>	<b>0.000</b>	
					<b>\$39,999</b>	
<b>1700</b>	<b>13258</b>	<b>Info Tech - Campus Services</b>				
4568	S	0.500	Systems Programmer, Senior	\$61,008	\$30,504	
<b>Admin:</b>	<b>0.000</b>	<b>Staff:</b>	<b>0.500</b>	<b>Admin Pro:</b>	<b>0.000</b>	
<b>Faculty:</b>	<b>0.000</b>	<b>Acad Pro:</b>	<b>0.000</b>	<b>Contract:</b>	<b>0.000</b>	
					<b>\$30,504</b>	
<b>1700</b>	<b>13272</b>	<b>Reinstatement Charge</b>				
0604	S	0.500	Accounting Associate	\$25,824	\$12,912	
4999	S	1.000	Assistant Mgr., Financial Svcs	\$55,500	\$55,500	
<b>Admin:</b>	<b>0.000</b>	<b>Staff:</b>	<b>1.500</b>	<b>Admin Pro:</b>	<b>0.000</b>	
<b>Faculty:</b>	<b>0.000</b>	<b>Acad Pro:</b>	<b>0.000</b>	<b>Contract:</b>	<b>0.000</b>	
					<b>\$68,412</b>	
<b>1700</b>	<b>13277</b>	<b>Development Off Sal</b>				
4034	S	0.500	Web Site Coordinator	\$41,400	\$20,700	
4093	S	0.500	Accountant	\$41,400	\$20,700	
4175	S	0.500	Computer Support Specialist,Sr	\$53,040	\$26,520	
4240	S	0.500	Foundation & Corp Relations Sp	\$35,292	\$17,646	
4317	S	0.500	Editor	\$41,400	\$20,700	
4486	S	0.500	Staff Assistant	\$38,172	\$19,086	
4491	S	0.500	Accountant, Senior	\$45,024	\$22,512	



Position	Type	FTE	Title	Salary	Budget	
<b>1700</b>	<b>13277</b>	<b>Development Off Sal</b>				
4531	S	1.000	Accounting Associate	\$25,824	\$25,824	
4556	S	0.500	Office Assistant, Senior	\$0	\$13,068	
4557	S	0.500	Information Specialist	\$45,024	\$22,512	
4564	Z	0.500	Major Gift Officer	\$0	\$37,500	
4569	S	1.000	Office Associate	\$30,168	\$30,168	
4801	S	1.000	Office Assistant, Senior	\$0	\$24,036	
4815	Z	1.000	Major Gift Officer	\$75,000	\$75,000	
4846	S	1.000	Information Specialist	\$45,024	\$45,024	
<b>Admin:</b>	<b>0.000</b>	<b>Staff:</b>	<b>8.500</b>	<b>Admin Pro:</b>	<b>1.500</b>	<b>\$420,996</b>
<b>Faculty:</b>	<b>0.000</b>	<b>Acad Pro:</b>	<b>0.000</b>	<b>Contract:</b>	<b>0.000</b>	
<b>1700</b>	<b>13309</b>	<b>Special Events</b>				
4115	S	1.000	Security Officer	\$0	\$27,900	
<b>Admin:</b>	<b>0.000</b>	<b>Staff:</b>	<b>1.000</b>	<b>Admin Pro:</b>	<b>0.000</b>	<b>\$27,900</b>
<b>Faculty:</b>	<b>0.000</b>	<b>Acad Pro:</b>	<b>0.000</b>	<b>Contract:</b>	<b>0.000</b>	
<b>1700</b>	<b>13354</b>	<b>Wyoming EPSCoR - Revolving</b>				
4695	S	1.000	Project Coordinator	\$0	\$38,892	
4747	S	1.000	Office Associate	\$0	\$30,168	
<b>Admin:</b>	<b>0.000</b>	<b>Staff:</b>	<b>2.000</b>	<b>Admin Pro:</b>	<b>0.000</b>	<b>\$69,060</b>
<b>Faculty:</b>	<b>0.000</b>	<b>Acad Pro:</b>	<b>0.000</b>	<b>Contract:</b>	<b>0.000</b>	
<b>1700</b>	<b>13396</b>	<b>Tech Trng Program</b>				
1480	F	0.115	Professor	\$130,668	\$15,001	
<b>Admin:</b>	<b>0.000</b>	<b>Staff:</b>	<b>0.000</b>	<b>Admin Pro:</b>	<b>0.000</b>	<b>\$15,001</b>
<b>Faculty:</b>	<b>0.115</b>	<b>Acad Pro:</b>	<b>0.000</b>	<b>Contract:</b>	<b>0.000</b>	

Position	Type	FTE	Title	Salary	Budget	
<b>1700</b>	<b>13420</b>	<b>Curriculum &amp; Research Ctr</b>				
0131	F	1.000	Assoc Professor	\$69,432	\$69,432	
<b>Admin:</b>	<b>0.000</b>	<b>Staff:</b>	<b>0.000</b>	<b>Admin Pro:</b>	<b>0.000</b>	
<b>Faculty:</b>	<b>1.000</b>	<b>Acad Pro:</b>	<b>0.000</b>	<b>Contract:</b>	<b>0.000</b>	
<b>1700</b>	<b>13428</b>	<b>Plant Sci Seed Cert</b>				
4184	S	1.000	Office Associate	\$40,524	\$40,524	
<b>Admin:</b>	<b>0.000</b>	<b>Staff:</b>	<b>1.000</b>	<b>Admin Pro:</b>	<b>0.000</b>	
<b>Faculty:</b>	<b>0.000</b>	<b>Acad Pro:</b>	<b>0.000</b>	<b>Contract:</b>	<b>0.000</b>	
<b>1700</b>	<b>13429</b>	<b>Natural Science Prog</b>				
3038	S	0.364	Accounting Associate, Senior	\$30,168	\$11,003	
<b>Admin:</b>	<b>0.000</b>	<b>Staff:</b>	<b>0.364</b>	<b>Admin Pro:</b>	<b>0.000</b>	
<b>Faculty:</b>	<b>0.000</b>	<b>Acad Pro:</b>	<b>0.000</b>	<b>Contract:</b>	<b>0.000</b>	
<b>1700</b>	<b>13436</b>	<b>Univ Golf Course</b>				
0391	C	0.417	Hd Men&Women Golf/Dir Golf Ops	\$124,212	\$51,821	
4028	S	1.000	Business OperationsAsst/GolfC	\$39,444	\$39,444	
4271	S	0.500	Supt,Golf Course Maintenance	\$45,024	\$22,512	
4343	S	0.500	Coordinator,Landscaping Svcs	\$32,628	\$16,314	
<b>Admin:</b>	<b>0.000</b>	<b>Staff:</b>	<b>2.000</b>	<b>Admin Pro:</b>	<b>0.000</b>	
<b>Faculty:</b>	<b>0.000</b>	<b>Acad Pro:</b>	<b>0.000</b>	<b>Contract:</b>	<b>0.417</b>	
<b>1700</b>	<b>13439</b>	<b>Wyo Vet Laboratory</b>				
0255	S	0.029	Accountant	\$50,484	\$1,457	
0674	P	0.500	Research Scientist,Assoc	\$60,000	\$30,000	
3035	S	1.000	Laboratory Technician II	\$41,400	\$41,400	
4247	S	0.500	Office Associate	\$0	\$12,018	
4374	S	0.500	Laboratory Technician I	\$38,172	\$19,086	
<b>Admin:</b>	<b>0.000</b>	<b>Staff:</b>	<b>2.029</b>	<b>Admin Pro:</b>	<b>0.000</b>	
<b>Faculty:</b>	<b>0.000</b>	<b>Acad Pro:</b>	<b>0.500</b>	<b>Contract:</b>	<b>0.000</b>	

Position	Type	FTE	Title	Salary	Budget	
<b>1700</b>	<b>13452</b>	<b>Communication Disorders Clinic</b>				
0349	P	0.320	Lecturer, Assoc	\$35,784	\$11,441	
4478	P	1.000	Lecturer, Assoc	\$52,284	\$52,284	
<b>Admin:</b>	<b>0.000</b>	<b>Staff:</b>	<b>0.000</b>	<b>Admin Pro:</b>	<b>0.000</b>	
<b>Faculty:</b>	<b>0.000</b>	<b>Acad Pro:</b>	<b>1.320</b>	<b>Contract:</b>	<b>0.000</b>	
					<b>\$63,725</b>	
<b>1700</b>	<b>13486</b>	<b>Biotech Laboratory</b>				
4662	P	1.000	Research Scientist	\$47,316	\$47,316	
<b>Admin:</b>	<b>0.000</b>	<b>Staff:</b>	<b>0.000</b>	<b>Admin Pro:</b>	<b>0.000</b>	
<b>Faculty:</b>	<b>0.000</b>	<b>Acad Pro:</b>	<b>1.000</b>	<b>Contract:</b>	<b>0.000</b>	
					<b>\$47,316</b>	
<b>1700</b>	<b>13531</b>	<b>Off-Campus Telecon</b>				
3066	S	0.667	Inst Tech Educational Spec	\$45,024	\$30,017	
4215	S	0.500	Office Assistant, Senior	\$24,036	\$12,018	
4327	S	1.000	Office Assistant, Senior	\$24,036	\$24,036	
4466	S	0.500	Accounting Associate	\$25,824	\$12,912	
4534	S	0.500	Office Associate, Senior	\$36,000	\$18,000	
<b>Admin:</b>	<b>0.000</b>	<b>Staff:</b>	<b>3.167</b>	<b>Admin Pro:</b>	<b>0.000</b>	
<b>Faculty:</b>	<b>0.000</b>	<b>Acad Pro:</b>	<b>0.000</b>	<b>Contract:</b>	<b>0.000</b>	
					<b>\$96,983</b>	
<b>1700</b>	<b>13550</b>	<b>Recycling</b>				
4063	S	1.000	Materials Handler, Senior	\$24,036	\$24,036	
4081	S	1.000	Materials Handler, Senior	\$0	\$24,036	
4242	S	1.000	Supervisor, Recycling	\$35,292	\$35,292	
4381	S	1.000	Materials Handler, Senior	\$24,036	\$24,036	
<b>Admin:</b>	<b>0.000</b>	<b>Staff:</b>	<b>4.000</b>	<b>Admin Pro:</b>	<b>0.000</b>	
<b>Faculty:</b>	<b>0.000</b>	<b>Acad Pro:</b>	<b>0.000</b>	<b>Contract:</b>	<b>0.000</b>	
					<b>\$107,400</b>	

Position	Type	FTE	Title	Salary	Budget
<b>1800</b>	<b>13581</b>		<b>Stores</b>		
4105	S	1.000	Materials Handler, Senior	\$24,036	\$24,036
4294	S	1.000	Materials Handler, Senior	\$24,036	\$24,036
4295	S	1.000	Area Supervisor	\$30,168	\$30,168
4296	S	1.000	Materials Handler, Senior	\$24,036	\$24,036
<b>Admin:</b>	<b>0.000</b>	<b>Staff:</b>	<b>4.000</b>	<b>Admin Pro:</b>	<b>0.000</b>
<b>Faculty:</b>	<b>0.000</b>	<b>Acad Pro:</b>	<b>0.000</b>	<b>Contract:</b>	<b>0.000</b>
					<b>\$102,276</b>
<b>1800</b>	<b>13585</b>		<b>Fleet Operations</b>		
4318	S	0.900	Automotive Service Writer	\$39,348	\$35,414
4809	S	0.500	Accounting Associate	\$0	\$15,018
6148	S	0.250	Accounting Associate	\$25,824	\$6,456
<b>Admin:</b>	<b>0.000</b>	<b>Staff:</b>	<b>1.650</b>	<b>Admin Pro:</b>	<b>0.000</b>
<b>Faculty:</b>	<b>0.000</b>	<b>Acad Pro:</b>	<b>0.000</b>	<b>Contract:</b>	<b>0.000</b>
					<b>\$56,888</b>
<b>1800</b>	<b>13597</b>		<b>Info Tech-Micro Mtn</b>		
4138	S	0.500	Computer Mt Technician, Senior	\$61,296	\$30,648
4398	S	0.500	Computer Maintenance Tech	\$39,408	\$19,704
<b>Admin:</b>	<b>0.000</b>	<b>Staff:</b>	<b>1.000</b>	<b>Admin Pro:</b>	<b>0.000</b>
<b>Faculty:</b>	<b>0.000</b>	<b>Acad Pro:</b>	<b>0.000</b>	<b>Contract:</b>	<b>0.000</b>
					<b>\$50,352</b>
<b>1900</b>	<b>13606</b>		<b>Atmos Res P/R Hdlg</b>		
0179	F	0.076	Professor	\$109,128	\$8,257
0330	S	0.431	Business Manager, Executive	\$77,292	\$33,301
0340	F	0.077	Professor	\$132,696	\$10,177
0372	S	0.264	Chief Aircraft Mechanic	\$72,168	\$19,087
0530	F	0.077	Professor	\$117,048	\$8,959
0535	F	0.076	Professor	\$99,756	\$7,609
0590	P	0.292	Research Scientist ETT	\$82,956	\$24,248
0728	F	0.253	Assoc Professor	\$71,688	\$18,157
0752	F	0.231	Asst Professor	\$73,056	\$16,885
1073	P	0.032	Research Scientist,Sr ETT	\$97,896	\$3,169
1225	F	0.063	Professor	\$87,480	\$5,497
2047	S	0.500	Research Pilot	\$83,088	\$41,544

Position	Type	FTE	Title	Salary	Budget
<b>1900</b>	<b>13606</b>	<b>Atmos Res P/R Hdlg</b>			
2061	Z	0.300	Chief Research Pilot	\$90,000	\$27,018
2068	S	0.500	Research Pilot	\$78,552	\$39,276
2254	S	0.216	Aircraft Maintenance Tech	\$46,908	\$10,120
3076	S	1.000	Technician	\$35,292	\$35,292
4004	S	1.000	Technician, Master	\$55,704	\$55,704
4005	P	1.000	Research Scientist,Sr	\$87,120	\$87,120
4010	S	1.000	Computer Support Spec, Exec	\$71,376	\$71,376
4012	S	1.000	Technician	\$35,292	\$35,292
4013	S	1.000	Technician, Master	\$62,388	\$62,388
4046	S	1.000	Engineer	\$53,520	\$53,520
4116	P	1.000	Post Doc Res Assoc	\$24,000	\$24,000
4248	P	1.000	Research Scientist,Sr	\$63,084	\$63,084
4312	P	1.000	Post Doc Res Assoc	\$0	\$42,000
4321	P	1.000	Post Doc Res Assoc	\$42,000	\$42,000
4322	S	1.000	Engineer, Senior	\$72,432	\$72,432
4412	P	1.000	Research Scientist,Sr	\$87,444	\$87,444
4475	P	1.000	Research Scientist,Assoc	\$54,732	\$54,732
4519	P	1.000	Research Scientist,Sr	\$88,992	\$88,992
4550	P	1.000	Research Scientist,Assoc	\$56,856	\$56,856
4591	P	1.000	Research Scientist,Assoc	\$50,424	\$50,424
4666	P	1.000	Research Scientist,Assoc	\$49,752	\$49,752
4872	P	1.000	Post Doc Res Assoc	\$36,000	\$36,000
4880	P	1.000	Post Doc Res Assoc	\$40,008	\$40,008
4960	P	1.000	Research Scientist,Assoc	\$49,752	\$49,752
6643	S	1.000	Technician	\$0	\$17,652
<b>Admin:</b>	<b>0.000</b>	<b>Staff:</b>	<b>9.911</b>	<b>Admin Pro:</b>	<b>0.300</b>
<b>Faculty:</b>	<b>0.853</b>	<b>Acad Pro:</b>	<b>14.324</b>	<b>Contract:</b>	<b>0.000</b>
					<b>\$1,449,124</b>

Position	Type	FTE	Title	Salary	Budget	
<b>1900</b>	<b>13615</b>	<b>Fac Plan Constr Hdlg</b>				
0509	S	0.303	Manager, Capital Projects	\$69,360	\$21,027	
1695	S	0.352	Assoc Dir, Facilities Planning	\$94,572	\$33,278	
2161	S	0.478	Engineer, LEED	\$49,092	\$23,473	
4528	S	1.000	Assoc Dir, Facilities Planning	\$0	\$87,096	
4529	S	1.000	Manager, Capital Projects	\$63,912	\$63,912	
<b>Admin:</b>	<b>0.000</b>	<b>Staff:</b>	<b>3.133</b>	<b>Admin Pro:</b>	<b>0.000</b>	
<b>Faculty:</b>	<b>0.000</b>	<b>Acad Pro:</b>	<b>0.000</b>	<b>Contract:</b>	<b>0.000</b>	
					<b>\$228,786</b>	
<b>4400</b>	<b>14409</b>	<b>Stroock Endowed Chair-CM</b>				
1155	F	0.273	Dept Chair/Professor	\$182,508	\$49,778	
<b>Admin:</b>	<b>0.000</b>	<b>Staff:</b>	<b>0.000</b>	<b>Admin Pro:</b>	<b>0.000</b>	
<b>Faculty:</b>	<b>0.273</b>	<b>Acad Pro:</b>	<b>0.000</b>	<b>Contract:</b>	<b>0.000</b>	
					<b>\$49,778</b>	
<b>4400</b>	<b>14414</b>	<b>Chamberlain Lecture</b>				
0922	P	0.200	Lecturer,Asst	\$80,004	\$16,001	
<b>Admin:</b>	<b>0.000</b>	<b>Staff:</b>	<b>0.000</b>	<b>Admin Pro:</b>	<b>0.000</b>	
<b>Faculty:</b>	<b>0.000</b>	<b>Acad Pro:</b>	<b>0.200</b>	<b>Contract:</b>	<b>0.000</b>	
					<b>\$16,001</b>	
<b>4400</b>	<b>14432</b>	<b>Howard Dist Prof</b>				
0697	F	0.049	Distinguished Professor	\$121,236	\$6,000	
<b>Admin:</b>	<b>0.000</b>	<b>Staff:</b>	<b>0.000</b>	<b>Admin Pro:</b>	<b>0.000</b>	
<b>Faculty:</b>	<b>0.049</b>	<b>Acad Pro:</b>	<b>0.000</b>	<b>Contract:</b>	<b>0.000</b>	
					<b>\$6,000</b>	
<b>4400</b>	<b>14442</b>	<b>Weeks, Austin Endowment</b>				
4302	F	0.273	Archivist,Associate ETT	\$44,280	\$12,069	
<b>Admin:</b>	<b>0.000</b>	<b>Staff:</b>	<b>0.000</b>	<b>Admin Pro:</b>	<b>0.000</b>	
<b>Faculty:</b>	<b>0.273</b>	<b>Acad Pro:</b>	<b>0.000</b>	<b>Contract:</b>	<b>0.000</b>	
					<b>\$12,069</b>	

Position	Type	FTE	Title	Salary	Budget
<b>4400</b>	<b>14456</b>	<b>Demaray Endow Fund</b>			
4350	S	1.000	Photographic Technician,Senior	\$42,300	\$42,300
<b>Admin:</b>	<b>0.000</b>	<b>Staff:</b>	<b>1.000</b>	<b>Admin Pro:</b>	<b>0.000</b>
<b>Faculty:</b>	<b>0.000</b>	<b>Acad Pro:</b>	<b>0.000</b>	<b>Contract:</b>	<b>0.000</b>
					<b>\$42,300</b>
<b>4400</b>	<b>14458</b>	<b>Wold Chair in Energy</b>			
0366	A	0.061	Wold Chair	\$197,052	\$11,964
<b>Admin:</b>	<b>0.061</b>	<b>Staff:</b>	<b>0.000</b>	<b>Admin Pro:</b>	<b>0.000</b>
<b>Faculty:</b>	<b>0.000</b>	<b>Acad Pro:</b>	<b>0.000</b>	<b>Contract:</b>	<b>0.000</b>
					<b>\$11,964</b>
<b>4400</b>	<b>14477</b>	<b>Rochelle Chair An Sc</b>			
0622	F	0.250	Professor	\$145,332	\$36,334
<b>Admin:</b>	<b>0.000</b>	<b>Staff:</b>	<b>0.000</b>	<b>Admin Pro:</b>	<b>0.000</b>
<b>Faculty:</b>	<b>0.250</b>	<b>Acad Pro:</b>	<b>0.000</b>	<b>Contract:</b>	<b>0.000</b>
					<b>\$36,334</b>
<b>4401</b>	<b>14484</b>	<b>Coe Estate Prof Chr</b>			
4109	A	0.500	Director/Professor	\$111,372	\$55,686
<b>Admin:</b>	<b>0.500</b>	<b>Staff:</b>	<b>0.000</b>	<b>Admin Pro:</b>	<b>0.000</b>
<b>Faculty:</b>	<b>0.000</b>	<b>Acad Pro:</b>	<b>0.000</b>	<b>Contract:</b>	<b>0.000</b>
					<b>\$55,686</b>
<b>4401</b>	<b>14487</b>	<b>Coe School - AHC</b>			
0502	F	0.286	Archivist,Assistant	\$35,004	\$10,000
1234	F	0.293	Archivist,Associate ETT	\$50,796	\$14,875
2639	F	0.457	Archivist,Assistant ETT	\$35,004	\$16,014
4347	S	0.366	Graphic Designer	\$32,808	\$12,001
4348	S	1.000	Mgr, Collections	\$52,896	\$52,896
4353	S	1.000	Computer Support Specialist,Sr	\$44,880	\$44,880
<b>Admin:</b>	<b>0.000</b>	<b>Staff:</b>	<b>2.366</b>	<b>Admin Pro:</b>	<b>0.000</b>
<b>Faculty:</b>	<b>1.036</b>	<b>Acad Pro:</b>	<b>0.000</b>	<b>Contract:</b>	<b>0.000</b>
					<b>\$150,666</b>

Position	Type	FTE	Title	Salary	Budget
<b>4400</b>	<b>14505</b>	<b>Guthrie,John A</b>			
1577	F	0.204	Distinguished Professor	\$151,956	\$30,984
<b>Admin:</b>	<b>0.000</b>	<b>Staff:</b>	<b>0.000</b>	<b>Admin Pro:</b>	<b>0.000</b>
<b>Faculty:</b>	<b>0.204</b>	<b>Acad Pro:</b>	<b>0.000</b>	<b>Contract:</b>	<b>0.000</b>
					<b>\$30,984</b>
<b>4400</b>	<b>14509</b>	<b>Housel/Arnold Profes</b>			
1483	F	0.078	Distinguished Professor	\$154,500	\$12,001
<b>Admin:</b>	<b>0.000</b>	<b>Staff:</b>	<b>0.000</b>	<b>Admin Pro:</b>	<b>0.000</b>
<b>Faculty:</b>	<b>0.078</b>	<b>Acad Pro:</b>	<b>0.000</b>	<b>Contract:</b>	<b>0.000</b>
					<b>\$12,001</b>
<b>4400</b>	<b>14520</b>	<b>Law Distinguished Prof - CC</b>			
0626	F	0.045	Distinguished Professor	\$134,064	\$6,001
<b>Admin:</b>	<b>0.000</b>	<b>Staff:</b>	<b>0.000</b>	<b>Admin Pro:</b>	<b>0.000</b>
<b>Faculty:</b>	<b>0.045</b>	<b>Acad Pro:</b>	<b>0.000</b>	<b>Contract:</b>	<b>0.000</b>
					<b>\$6,001</b>
<b>4160</b>	<b>15994</b>	<b>EFNEP-Paraprofessional</b>		<b>12EFNEPPARA</b>	
3044	S	0.100	Coord, Marketing	\$40,644	\$1,017
3055	S	0.100	Project Coordinator, Assistant	\$31,824	\$796
4755	S	0.250	Cent\$ibleNutritionProgramCoord	\$39,132	\$2,446
4803	S	0.127	Cent\$ibleNutritionProgramCd,Sr	\$42,252	\$1,370
6053	S	0.334	Cent\$ibleNutritionProgramAssoc	\$29,652	\$2,476
6061	S	0.500	Cent\$ibleNutritionProgramCoord	\$32,472	\$4,059
6603	S	0.500	Cent\$ibleNutritionProgramAssoc	\$28,512	\$3,564
6611	S	0.500	Cent\$ibleNutritionProgramCd,Sr	\$38,172	\$4,772
6613	S	0.500	Cent\$ibleNutritionProgram Asst	\$25,200	\$3,150
<b>Admin:</b>	<b>0.000</b>	<b>Staff:</b>	<b>2.911</b>	<b>Admin Pro:</b>	<b>0.000</b>
<b>Faculty:</b>	<b>0.000</b>	<b>Acad Pro:</b>	<b>0.000</b>	<b>Contract:</b>	<b>0.000</b>
					<b>\$23,650</b>



Position	Type	FTE	Title	Salary	Budget
<b>4160</b>	<b>15995</b>	<b>EFNEP Professional</b>		<b>12EFNEPPRO</b>	
2240	A	0.250	Dir/Extension Educator,Sr	\$88,776	\$22,194
4346	P	0.100	Extension Educator,Asst	\$63,072	\$1,577
4803	S	0.127	CentSibleNutritionProgramCd,Sr	\$42,252	\$1,370
<b>Admin:</b>	<b>0.250</b>	<b>Staff:</b>	<b>0.127</b>	<b>Admin Pro:</b>	<b>0.000</b>
<b>Faculty:</b>	<b>0.000</b>	<b>Acad Pro:</b>	<b>0.100</b>	<b>Contract:</b>	<b>0.000</b>
					<b>\$25,141</b>
<b>4400</b>	<b>16119</b>	<b>Person, H T Fund</b>			
4444	A	1.000	H.T. Person Chair	\$0	\$127,956
<b>Admin:</b>	<b>1.000</b>	<b>Staff:</b>	<b>0.000</b>	<b>Admin Pro:</b>	<b>0.000</b>
<b>Faculty:</b>	<b>0.000</b>	<b>Acad Pro:</b>	<b>0.000</b>	<b>Contract:</b>	<b>0.000</b>
					<b>\$127,956</b>
<b>1900</b>	<b>16336</b>	<b>Salary Handling</b>			
4061	P	0.850	Research Scientist, Asst	\$34,056	\$28,948
4314	P	0.869	Research Scientist, Asst	\$49,284	\$42,850
4333	P	0.500	Research Scientist, Asst	\$42,468	\$21,234
4379	P	0.500	Research Scientist,Assoc	\$46,068	\$23,034
4384	P	0.587	Research Scientist	\$48,468	\$28,452
4385	S	0.500	Associate Director, WYNDD	\$56,508	\$28,254
4386	P	0.500	Research Scientist,Assoc	\$50,292	\$25,146
4393	P	0.850	Research Scientist, Asst	\$40,008	\$34,007
4620	P	1.000	Research Scientist, Asst	\$23,928	\$23,928
4651	P	1.000	Research Scientist	\$27,048	\$27,048
4705	P	1.000	Research Scientist, Asst	\$22,884	\$22,884
4843	P	0.855	Research Scientist,Sr	\$43,008	\$36,777
4987	P	1.000	Research Scientist	\$47,004	\$47,004
<b>Admin:</b>	<b>0.000</b>	<b>Staff:</b>	<b>0.500</b>	<b>Admin Pro:</b>	<b>0.000</b>
<b>Faculty:</b>	<b>0.000</b>	<b>Acad Pro:</b>	<b>9.511</b>	<b>Contract:</b>	<b>0.000</b>
					<b>\$389,566</b>
<b>1700</b>	<b>16422</b>	<b>Copy Center</b>			
4162	S	1.000	Manager, Retail Operations	\$38,172	\$38,172
<b>Admin:</b>	<b>0.000</b>	<b>Staff:</b>	<b>1.000</b>	<b>Admin Pro:</b>	<b>0.000</b>
<b>Faculty:</b>	<b>0.000</b>	<b>Acad Pro:</b>	<b>0.000</b>	<b>Contract:</b>	<b>0.000</b>
					<b>\$38,172</b>

Position	Type	FTE	Title	Salary	Budget	
<b>1500</b>	<b>16467</b>	<b>WWAMI Release Time</b>				
4174	P	1.000	Research Scientist, Asst	\$32,004	\$32,004	
4837	P	1.000	Research Scientist, Asst	\$0	\$43,608	
<b>Admin:</b>	<b>0.000</b>	<b>Staff:</b>	<b>0.000</b>	<b>Admin Pro:</b>	<b>0.000</b>	
<b>Faculty:</b>	<b>0.000</b>	<b>Acad Pro:</b>	<b>2.000</b>	<b>Contract:</b>	<b>0.000</b>	
					<b>\$75,612</b>	
<b>1501</b>	<b>16524</b>	<b>I/C WYNDD</b>				
2516	A	0.100	Director	\$75,576	\$7,558	
4061	P	0.100	Research Scientist, Asst	\$34,056	\$3,406	
4314	P	0.081	Research Scientist, Asst	\$49,284	\$3,970	
4393	P	0.100	Research Scientist, Asst	\$40,008	\$4,001	
4763	S	0.500	Office Associate	\$36,300	\$18,150	
4843	P	0.100	Research Scientist,Sr	\$43,008	\$4,301	
<b>Admin:</b>	<b>0.100</b>	<b>Staff:</b>	<b>0.500</b>	<b>Admin Pro:</b>	<b>0.000</b>	
<b>Faculty:</b>	<b>0.000</b>	<b>Acad Pro:</b>	<b>0.381</b>	<b>Contract:</b>	<b>0.000</b>	
					<b>\$41,386</b>	
<b>4400</b>	<b>16599</b>	<b>Simpson,Alan K. Inst Western</b>				
4302	F	0.727	Archivist,Associate ETT	\$44,280	\$32,212	
<b>Admin:</b>	<b>0.000</b>	<b>Staff:</b>	<b>0.000</b>	<b>Admin Pro:</b>	<b>0.000</b>	
<b>Faculty:</b>	<b>0.727</b>	<b>Acad Pro:</b>	<b>0.000</b>	<b>Contract:</b>	<b>0.000</b>	
					<b>\$32,212</b>	
<b>1301</b>	<b>16707</b>	<b>Director's Office</b>				
4016	S	1.000	Office Associate	\$41,976	\$41,976	
4142	S	0.500	Coord, Area Public Relations	\$44,256	\$22,128	
4252	A	0.670	ExDir,ResLife&DiningSvcs&WyUn	\$110,004	\$73,703	
4449	S	0.750	Office Associate, Senior	\$0	\$28,197	
<b>Admin:</b>	<b>0.670</b>	<b>Staff:</b>	<b>2.250</b>	<b>Admin Pro:</b>	<b>0.000</b>	
<b>Faculty:</b>	<b>0.000</b>	<b>Acad Pro:</b>	<b>0.000</b>	<b>Contract:</b>	<b>0.000</b>	
					<b>\$166,004</b>	

Position	Type	FTE	Title	Salary	Budget	
<b>1301</b>	<b>16709</b>	<b>Apartment Administration</b>				
4057	S	1.000	Property Manager	\$52,008	\$52,008	
4256	S	1.000	Residence Coordinator, RLDS	\$0	\$55,344	
4572	S	0.500	Office Associate	\$30,168	\$15,084	
<b>Admin:</b>	<b>0.000</b>	<b>Staff:</b>	<b>2.500</b>	<b>Admin Pro:</b>	<b>0.000</b>	
<b>Faculty:</b>	<b>0.000</b>	<b>Acad Pro:</b>	<b>0.000</b>	<b>Contract:</b>	<b>0.000</b>	
					<b>\$122,436</b>	
<b>1301</b>	<b>16711</b>	<b>Finance &amp; Facilities Admin</b>				
4130	S	0.750	Assoc Dir,Res Life &Dining Svc	\$0	\$53,820	
4150	S	0.300	Residence Coordinator, RLDS	\$0	\$15,179	
4183	S	0.900	Mgr, Facilities/Grounds	\$38,172	\$34,355	
4249	S	0.950	Mgr, Facilities Operations	\$50,556	\$48,029	
<b>Admin:</b>	<b>0.000</b>	<b>Staff:</b>	<b>2.900</b>	<b>Admin Pro:</b>	<b>0.000</b>	
<b>Faculty:</b>	<b>0.000</b>	<b>Acad Pro:</b>	<b>0.000</b>	<b>Contract:</b>	<b>0.000</b>	
					<b>\$151,383</b>	
<b>1301</b>	<b>16712</b>	<b>Residence Hall Custodial</b>				
4000	S	1.000	Asst Supv, Facilities/Grounds	\$0	\$31,188	
4018	S	1.000	Facilities/Grounds Attendant	\$21,804	\$21,804	
4021	S	1.000	Facilities/Grounds Attend II	\$26,472	\$26,472	
4111	S	1.000	Facilities/Grounds Attendant	\$21,804	\$21,804	
4118	S	1.000	Facilities/Grounds Attendant	\$23,496	\$23,496	
4119	S	1.000	Facilities/Grounds Attendant	\$21,804	\$21,804	
4120	S	1.000	Facilities/Grounds Attendant	\$21,804	\$21,804	
4122	S	1.000	Facilities/Grounds Attend II	\$25,536	\$25,536	
4126	S	1.000	Facilities/Grounds Attend,Sr	\$27,948	\$27,948	
4128	S	1.000	Supv, Facilities/Grounds	\$36,840	\$36,840	
4129	S	1.000	Facilities/Grounds Attendant	\$21,804	\$21,804	
4132	S	1.000	Facilities/Grounds Attend II	\$26,472	\$26,472	
4133	S	1.000	Facilities/Grounds Attendant	\$21,804	\$21,804	
4134	S	1.000	Facilities/Grounds Attendant	\$0	\$21,804	
4135	S	0.900	Mt/Eq/Pesticide Technician	\$38,280	\$34,452	
4158	S	1.000	Facilities/Grounds Attendant	\$22,716	\$22,716	
4159	S	1.000	Facilities/Grounds Attendant	\$22,680	\$22,680	
4160	S	1.000	Facilities/Grounds Attend II	\$25,140	\$25,140	
4163	S	1.000	Facilities/Grounds Attend II	\$26,604	\$26,604	
4167	S	1.000	Facilities/Grounds Attend II	\$26,604	\$26,604	

Position	Type	FTE	Title	Salary	Budget	
<b>1301</b>	<b>16712</b>	<b>Residence Hall Custodial</b>				
4168	S	1.000	Facilities/Grounds Attendant	\$22,680	\$22,680	
4170	S	1.000	Facilities/Grounds Attendant	\$21,804	\$21,804	
4171	S	1.000	Asst Supv, Facilities/Grounds	\$30,192	\$30,192	
4173	S	1.000	Supv, Facilities/Grounds	\$32,160	\$32,160	
4177	S	1.000	Facilities/Grounds Attend II	\$25,992	\$25,992	
4178	S	1.000	Facilities/Grounds Attendant	\$24,264	\$24,264	
4182	S	1.000	Facilities/Grounds Attend II	\$25,140	\$25,140	
4235	S	1.000	Asst Supv, Facilities/Grounds	\$34,752	\$34,752	
4239	S	1.000	Facilities/Grounds Attendant	\$21,804	\$21,804	
4418	S	0.900	Mt/Eq/Pesticide Technician	\$35,292	\$31,763	
4448	S	1.000	Asst Supv, Facilities/Grounds	\$27,900	\$27,900	
4450	S	1.000	Facilities/Grounds Attendant	\$23,412	\$23,412	
4456	S	1.000	Facilities/Grounds Attendant	\$21,804	\$21,804	
4562	S	1.000	Facilities/Grounds Attendant	\$0	\$21,804	
<b>Admin:</b>	<b>0.000</b>	<b>Staff:</b>	<b>33.800</b>	<b>Admin Pro:</b>	<b>0.000</b>	<b>\$874,247</b>
<b>Faculty:</b>	<b>0.000</b>	<b>Acad Pro:</b>	<b>0.000</b>	<b>Contract:</b>	<b>0.000</b>	
<b>1301</b>	<b>16713</b>	<b>Maintenance</b>				
4161	S	1.000	Facilities Specialist	\$30,168	\$30,168	
4164	S	1.000	Facilities Specialist	\$30,168	\$30,168	
4186	S	1.000	Facilities Specialist	\$30,168	\$30,168	
4216	S	1.000	Asst Mgr, Facilities/Grounds	\$40,248	\$40,248	
4222	S	1.000	Facilities Specialist	\$33,204	\$33,204	
4368	S	1.000	Facilities Specialist	\$32,676	\$32,676	
4540	S	1.000	Facilities Specialist	\$33,036	\$33,036	
<b>Admin:</b>	<b>0.000</b>	<b>Staff:</b>	<b>7.000</b>	<b>Admin Pro:</b>	<b>0.000</b>	<b>\$229,668</b>
<b>Faculty:</b>	<b>0.000</b>	<b>Acad Pro:</b>	<b>0.000</b>	<b>Contract:</b>	<b>0.000</b>	

Position	Type	FTE	Title	Salary	Budget
<b>1301</b>	<b>16721</b>		<b>Residence Life</b>		
4254	S	1.000	Accounting Associate, Senior	\$0	\$36,312
4255	S	1.000	Area Coordinator, RLDS	\$43,500	\$43,500
4257	S	1.000	Residence Coordinator, RLDS	\$30,168	\$30,168
4258	S	1.000	Assoc Dir,Res Life &Dining Svc	\$70,776	\$70,776
4375	S	1.000	Office Associate	\$0	\$30,168
4404	S	1.000	Residence Coordinator, RLDS	\$30,168	\$30,168
4407	S	1.000	Residence Coordinator, RLDS	\$0	\$34,668
4476	S	1.000	Area Coordinator, RLDS	\$43,500	\$43,500
<b>Admin:</b>	<b>0.000</b>	<b>Staff:</b>	<b>8.000</b>	<b>Admin Pro:</b>	<b>0.000</b>
<b>Faculty:</b>	<b>0.000</b>	<b>Acad Pro:</b>	<b>0.000</b>	<b>Contract:</b>	<b>0.000</b>
					<b>\$319,260</b>
<b>1301</b>	<b>16722</b>		<b>Conference Operations</b>		
4463	S	1.000	Manager, RLDS Contracts	\$42,924	\$42,924
<b>Admin:</b>	<b>0.000</b>	<b>Staff:</b>	<b>1.000</b>	<b>Admin Pro:</b>	<b>0.000</b>
<b>Faculty:</b>	<b>0.000</b>	<b>Acad Pro:</b>	<b>0.000</b>	<b>Contract:</b>	<b>0.000</b>
					<b>\$42,924</b>
<b>1700</b>	<b>16758</b>		<b>Renewable Resources Reimburse</b>		
0233	F	0.083	Professor	\$77,604	\$6,467
1047	P	0.332	Research Scientist,Assoc ETT	\$49,248	\$16,363
<b>Admin:</b>	<b>0.000</b>	<b>Staff:</b>	<b>0.000</b>	<b>Admin Pro:</b>	<b>0.000</b>
<b>Faculty:</b>	<b>0.083</b>	<b>Acad Pro:</b>	<b>0.332</b>	<b>Contract:</b>	<b>0.000</b>
					<b>\$22,830</b>
<b>4400</b>	<b>16835</b>		<b>Solomon D.Trujillo Ctr E-Bus</b>		
0491	P	1.000	Lecturer,Assoc	\$42,084	\$42,084
<b>Admin:</b>	<b>0.000</b>	<b>Staff:</b>	<b>0.000</b>	<b>Admin Pro:</b>	<b>0.000</b>
<b>Faculty:</b>	<b>0.000</b>	<b>Acad Pro:</b>	<b>1.000</b>	<b>Contract:</b>	<b>0.000</b>
					<b>\$42,084</b>

Position	Type	FTE	Title	Salary	Budget	
<b>1700</b>	<b>16879</b>	<b>Campus Rec Empl Salarie/Ben</b>				
4088	S	1.000	Accounting Associate, Senior	\$32,160	\$32,160	
4432	S	1.000	Business Manager	\$45,024	\$45,024	
4434	S	1.000	Coord, Student Activities/Prog	\$41,400	\$41,400	
4436	A	1.000	Director	\$79,044	\$79,044	
4481	S	1.000	Asst Dir, Campus Recreation	\$47,652	\$47,652	
4494	S	1.000	Coord, Student Activities/Prog	\$41,400	\$41,400	
4495	S	1.000	Project Coordinator, Assistant	\$34,296	\$34,296	
4541	S	1.000	Coord, Student Activities/Prog	\$42,624	\$42,624	
<b>Admin:</b>	<b>1.000</b>	<b>Staff:</b>	<b>7.000</b>	<b>Admin Pro:</b>	<b>0.000</b>	
<b>Faculty:</b>	<b>0.000</b>	<b>Acad Pro:</b>	<b>0.000</b>	<b>Contract:</b>	<b>0.000</b>	
					<b>\$363,600</b>	
<b>1800</b>	<b>16901</b>	<b>IKON Exclusive Copier/Printer</b>				
4041	S	1.000	Mgr,University Copier Services	\$49,932	\$49,932	
<b>Admin:</b>	<b>0.000</b>	<b>Staff:</b>	<b>1.000</b>	<b>Admin Pro:</b>	<b>0.000</b>	
<b>Faculty:</b>	<b>0.000</b>	<b>Acad Pro:</b>	<b>0.000</b>	<b>Contract:</b>	<b>0.000</b>	
					<b>\$49,932</b>	
<b>1700</b>	<b>16912</b>	<b>Student Health Wellness</b>				
0627	S	0.500	Mental Health Counselor	\$41,400	\$20,700	
1728	S	0.500	Office Associate, Senior	\$33,852	\$16,926	
6181	S	0.500	Mental Health Counselor	\$38,220	\$19,110	
6387	S	0.500	Mental Health Counselor	\$36,648	\$18,324	
<b>Admin:</b>	<b>0.000</b>	<b>Staff:</b>	<b>2.000</b>	<b>Admin Pro:</b>	<b>0.000</b>	
<b>Faculty:</b>	<b>0.000</b>	<b>Acad Pro:</b>	<b>0.000</b>	<b>Contract:</b>	<b>0.000</b>	
					<b>\$75,060</b>	
<b>4400</b>	<b>16927</b>	<b>Gardner Chair in Physiology</b>				
4761	F	0.750	Asst Professor	\$70,008	\$52,506	
4799	F	0.750	Asst Professor	\$70,008	\$52,506	
<b>Admin:</b>	<b>0.000</b>	<b>Staff:</b>	<b>0.000</b>	<b>Admin Pro:</b>	<b>0.000</b>	
<b>Faculty:</b>	<b>1.500</b>	<b>Acad Pro:</b>	<b>0.000</b>	<b>Contract:</b>	<b>0.000</b>	
					<b>\$105,012</b>	

Position	Type	FTE	Title	Salary	Budget	
<b>1309</b>	<b>16930</b>	<b>FCS-Child Development Lab</b>				
0415	S	1.000	Office Assistant, Senior	\$34,380	\$34,380	
6050	P	1.000	Lecturer,Asst	\$30,060	\$30,060	
6075	P	1.000	Lecturer,Asst	\$25,308	\$25,308	
6076	P	1.000	Lecturer,Asst	\$32,988	\$32,988	
6077	P	1.000	Lecturer,Asst	\$25,308	\$25,308	
6129	P	1.000	Lecturer,Asst	\$25,308	\$25,308	
6134	P	1.000	Lecturer,Asst	\$25,308	\$25,308	
<b>Admin:</b>	<b>0.000</b>	<b>Staff:</b>	<b>1.000</b>	<b>Admin Pro:</b>	<b>0.000</b>	
<b>Faculty:</b>	<b>0.000</b>	<b>Acad Pro:</b>	<b>6.000</b>	<b>Contract:</b>	<b>0.000</b>	
					<b>\$198,660</b>	
<b>1700</b>	<b>16961</b>	<b>Nursing Outreach Program</b>				
2096	P	0.693	Lecturer,Asst	\$53,004	\$36,709	
4131	S	0.500	Cred Analyst/Academic Advisor	\$38,172	\$19,086	
4139	P	1.000	Lecturer,Sr	\$65,004	\$65,004	
4323	S	1.000	Office Associate	\$30,168	\$30,168	
<b>Admin:</b>	<b>0.000</b>	<b>Staff:</b>	<b>1.500</b>	<b>Admin Pro:</b>	<b>0.000</b>	
<b>Faculty:</b>	<b>0.000</b>	<b>Acad Pro:</b>	<b>1.693</b>	<b>Contract:</b>	<b>0.000</b>	
					<b>\$150,967</b>	
<b>1600</b>	<b>17019</b>	<b>Ruckelshaus,William D. IENR</b>				
4049	P	0.500	Research Scientist	\$43,008	\$21,504	
<b>Admin:</b>	<b>0.000</b>	<b>Staff:</b>	<b>0.000</b>	<b>Admin Pro:</b>	<b>0.000</b>	
<b>Faculty:</b>	<b>0.000</b>	<b>Acad Pro:</b>	<b>0.500</b>	<b>Contract:</b>	<b>0.000</b>	
					<b>\$21,504</b>	
<b>1800</b>	<b>17083</b>	<b>Car Rental Services</b>				
4089	S	1.000	Manager, Fleet Services	\$50,172	\$50,172	
4318	S	0.100	Automotive Service Writer	\$39,348	\$3,935	
4372	S	1.000	Office Associate	\$30,168	\$30,168	
4809	S	0.500	Accounting Associate	\$0	\$15,018	
6148	S	0.250	Accounting Associate	\$25,824	\$6,456	
<b>Admin:</b>	<b>0.000</b>	<b>Staff:</b>	<b>2.850</b>	<b>Admin Pro:</b>	<b>0.000</b>	
<b>Faculty:</b>	<b>0.000</b>	<b>Acad Pro:</b>	<b>0.000</b>	<b>Contract:</b>	<b>0.000</b>	
					<b>\$105,749</b>	

Position	Type	FTE	Title	Salary	Budget	
<b>1900</b>	<b>17121</b>	<b>WIND Salary Handling</b>				
0802	A	0.074	Director/Professor	\$108,000	\$7,961	
3025	S	1.000	Office Assistant, Senior	\$24,036	\$24,036	
3078	S	1.000	Coord, Marketing	\$35,292	\$35,292	
3087	S	1.000	Project Coordinator	\$41,400	\$41,400	
4609	S	1.000	Office Associate	\$35,736	\$35,736	
4619	P	1.000	Lecturer,Asst	\$50,004	\$50,004	
4624	P	1.000	Lecturer,Assoc	\$85,656	\$85,656	
4699	S	1.000	Accountant	\$45,192	\$45,192	
4821	S	1.000	Project Coordinator, Senior	\$53,688	\$53,688	
4831	S	1.000	Project Coordinator	\$41,916	\$41,916	
4850	S	1.000	Project Coordinator	\$41,688	\$41,688	
4870	P	1.000	Lecturer,Asst	\$56,028	\$56,028	
<b>Admin:</b>	<b>0.074</b>	<b>Staff:</b>	<b>8.000</b>	<b>Admin Pro:</b>	<b>0.000</b>	
<b>Faculty:</b>	<b>0.000</b>	<b>Acad Pro:</b>	<b>3.000</b>	<b>Contract:</b>	<b>0.000</b>	
					<b>\$518,597</b>	
<b>4400</b>	<b>17122</b>	<b>Eldon and Beverly Spicer Chair</b>				
1426	F	0.356	Spicer Wyoming ExcellenceChair	\$120,000	\$42,720	
<b>Admin:</b>	<b>0.000</b>	<b>Staff:</b>	<b>0.000</b>	<b>Admin Pro:</b>	<b>0.000</b>	
<b>Faculty:</b>	<b>0.356</b>	<b>Acad Pro:</b>	<b>0.000</b>	<b>Contract:</b>	<b>0.000</b>	
					<b>\$42,720</b>	
<b>1700</b>	<b>17198</b>	<b>Dean of Students Special Proj</b>				
0956	S	0.474	Asst Dean Of Students	\$66,120	\$31,321	
<b>Admin:</b>	<b>0.000</b>	<b>Staff:</b>	<b>0.474</b>	<b>Admin Pro:</b>	<b>0.000</b>	
<b>Faculty:</b>	<b>0.000</b>	<b>Acad Pro:</b>	<b>0.000</b>	<b>Contract:</b>	<b>0.000</b>	
					<b>\$31,321</b>	
<b>1700</b>	<b>17204</b>	<b>UW Golf Course Concessions</b>				
0391	C	0.054	Hd Men&Women Golf/Dir Golf Ops	\$124,212	\$6,684	
<b>Admin:</b>	<b>0.000</b>	<b>Staff:</b>	<b>0.000</b>	<b>Admin Pro:</b>	<b>0.000</b>	
<b>Faculty:</b>	<b>0.000</b>	<b>Acad Pro:</b>	<b>0.000</b>	<b>Contract:</b>	<b>0.054</b>	
					<b>\$6,684</b>	



Position	Type	FTE	Title	Salary	Budget	
<b>1301</b>	<b>17222</b>	<b>Business-Residence Life</b>				
4140	S	0.500	Office Associate, Senior	\$38,316	\$19,158	
4147	S	0.500	Assoc Dir, Business Operations	\$70,776	\$35,388	
4251	S	0.500	Accounting Associate, Senior	\$35,700	\$17,850	
4452	S	0.400	Accounting Associate	\$25,824	\$10,330	
<b>Admin:</b>	<b>0.000</b>	<b>Staff:</b>	<b>1.900</b>	<b>Admin Pro:</b>	<b>0.000</b>	
<b>Faculty:</b>	<b>0.000</b>	<b>Acad Pro:</b>	<b>0.000</b>	<b>Contract:</b>	<b>0.000</b>	
					<b>\$82,726</b>	
<b>1301</b>	<b>17223</b>	<b>Administrative-Residence Life</b>				
4003	S	0.500	Office Associate	\$30,168	\$15,084	
4009	S	0.500	Office Associate	\$30,168	\$15,084	
4410	S	0.670	Office Associate	\$33,660	\$22,553	
<b>Admin:</b>	<b>0.000</b>	<b>Staff:</b>	<b>1.670</b>	<b>Admin Pro:</b>	<b>0.000</b>	
<b>Faculty:</b>	<b>0.000</b>	<b>Acad Pro:</b>	<b>0.000</b>	<b>Contract:</b>	<b>0.000</b>	
					<b>\$52,721</b>	
<b>1700</b>	<b>17233</b>	<b>MCR-Casper Family Med Residenc</b>				
4030	S	1.000	Nurse, Registered	\$48,000	\$48,000	
4085	P	1.000	Lecturer,Asst	\$62,004	\$62,004	
4087	S	1.000	Accounting Associate	\$31,200	\$31,200	
4148	S	1.000	Physician's Assistant	\$90,000	\$90,000	
4152	S	1.000	Physician's Assistant	\$84,000	\$84,000	
4202	S	1.000	Accounting Associate	\$33,288	\$33,288	
4206	S	1.000	Business Manager	\$50,004	\$50,004	
4274	S	1.000	Office Assistant, Senior	\$40,008	\$40,008	
4319	P	1.000	Lecturer,Asst	\$42,000	\$42,000	
4337	S	1.000	Physician's Assistant	\$85,008	\$85,008	
4382	F	1.000	Clinical Asst Professor	\$0	\$85,620	
4411	S	1.000	Radiologic Technologist	\$41,604	\$41,604	
4468	S	1.000	Medical Technician	\$31,200	\$31,200	
4480	S	1.000	Medical Technologist	\$0	\$41,400	
4482	P	1.000	Lecturer,Asst	\$40,008	\$40,008	
4496	S	1.000	Office Assistant, Senior	\$26,004	\$26,004	
4504	P	1.000	Resident Pharmacist	\$41,004	\$41,004	
4523	S	1.000	Office Assistant, Senior	\$24,960	\$24,960	
4538	Z	1.000	Clinic Director	\$90,000	\$90,000	
4551	S	1.000	Nursing Supervisor	\$69,996	\$69,996	

Position	Type	FTE	Title	Salary	Budget	
<b>1700</b>	<b>17233</b>	<b>MCR-Casper Family Med Residenc</b>				
4558	S	1.000	Office Assistant, Senior	\$27,048	\$27,048	
4561	S	1.000	Nurse, Registered	\$48,000	\$48,000	
4566	S	1.000	Nurse, Registered	\$48,000	\$48,000	
4573	S	1.000	Nurse, Licensed Practical	\$41,604	\$41,604	
4577	S	1.000	Nurse, Licensed Practical	\$41,604	\$41,604	
4593	S	1.000	Medical Assistant	\$29,124	\$29,124	
4598	S	1.000	Medical Assistant	\$29,124	\$29,124	
4599	S	1.000	Medical Assistant	\$32,244	\$32,244	
4946	S	1.000	Computer Support Specialist	\$56,004	\$56,004	
4947	S	1.000	Medical Records Technician	\$27,900	\$27,900	
4948	S	1.000	Medical Records Technician	\$27,900	\$27,900	
<b>Admin:</b>	<b>0.000</b>	<b>Staff:</b>	<b>25.000</b>	<b>Admin Pro:</b>	<b>1.000</b>	
<b>Faculty:</b>	<b>1.000</b>	<b>Acad Pro:</b>	<b>4.000</b>	<b>Contract:</b>	<b>0.000</b>	
					<b>\$1,465,860</b>	
<b>1700</b>	<b>17244</b>	<b>Theatre and Dance Student Fees</b>				
1187	F	0.122	Visiting Asst Professor	\$39,888	\$812	
<b>Admin:</b>	<b>0.000</b>	<b>Staff:</b>	<b>0.000</b>	<b>Admin Pro:</b>	<b>0.000</b>	
<b>Faculty:</b>	<b>0.122</b>	<b>Acad Pro:</b>	<b>0.000</b>	<b>Contract:</b>	<b>0.000</b>	
					<b>\$812</b>	
<b>4400</b>	<b>17257</b>	<b>Robert B. Berry Distinguished</b>				
1267	F	0.216	Professor	\$125,328	\$27,038	
<b>Admin:</b>	<b>0.000</b>	<b>Staff:</b>	<b>0.000</b>	<b>Admin Pro:</b>	<b>0.000</b>	
<b>Faculty:</b>	<b>0.216</b>	<b>Acad Pro:</b>	<b>0.000</b>	<b>Contract:</b>	<b>0.000</b>	
					<b>\$27,038</b>	
<b>4400</b>	<b>17262</b>	<b>Roy L.and Caryl L. Cline</b>				
4308	F	1.000	Professor	\$121,956	\$121,956	
<b>Admin:</b>	<b>0.000</b>	<b>Staff:</b>	<b>0.000</b>	<b>Admin Pro:</b>	<b>0.000</b>	
<b>Faculty:</b>	<b>1.000</b>	<b>Acad Pro:</b>	<b>0.000</b>	<b>Contract:</b>	<b>0.000</b>	
					<b>\$121,956</b>	

Position	Type	FTE	Title	Salary	Budget	
<b>1500</b>	<b>17284</b>	<b>R/T-Outreach School</b>				
4992	F	1.000	Visiting Associate Professor	\$0	\$65,040	
<b>Admin:</b>	<b>0.000</b>	<b>Staff:</b>	<b>0.000</b>	<b>Admin Pro:</b>	<b>0.000</b>	
<b>Faculty:</b>	<b>1.000</b>	<b>Acad Pro:</b>	<b>0.000</b>	<b>Contract:</b>	<b>0.000</b>	
					<b>\$65,040</b>	
<b>1318</b>	<b>17324</b>	<b>Parking Operations</b>				
4117	S	0.388	Office Associate	\$30,168	\$11,691	
4825	S	1.000	Area Supervisor	\$30,168	\$30,168	
<b>Admin:</b>	<b>0.000</b>	<b>Staff:</b>	<b>1.388</b>	<b>Admin Pro:</b>	<b>0.000</b>	
<b>Faculty:</b>	<b>0.000</b>	<b>Acad Pro:</b>	<b>0.000</b>	<b>Contract:</b>	<b>0.000</b>	
					<b>\$41,859</b>	
<b>1318</b>	<b>17344</b>	<b>Match Reserve</b>				
4117	S	0.123	Office Associate	\$30,168	\$3,696	
4181	S	0.376	Mechanic, Transit Bus	\$35,292	\$13,281	
4263	S	0.376	Charter/Bus Driver	\$30,168	\$11,353	
4331	S	0.434	Bus Driver	\$28,872	\$12,542	
4335	S	0.154	Bus Driver	\$27,900	\$4,294	
4340	S	0.510	Transit Supervisor	\$32,628	\$16,641	
4373	S	0.376	Trainer	\$32,628	\$12,278	
4878	S	0.434	Transit Supervisor	\$32,628	\$14,174	
6223	S	0.434	Bus Driver	\$19,512	\$8,477	
6445	S	0.434	Bus Driver	\$19,668	\$8,544	
<b>Admin:</b>	<b>0.000</b>	<b>Staff:</b>	<b>3.651</b>	<b>Admin Pro:</b>	<b>0.000</b>	
<b>Faculty:</b>	<b>0.000</b>	<b>Acad Pro:</b>	<b>0.000</b>	<b>Contract:</b>	<b>0.000</b>	
					<b>\$105,280</b>	
<b>1318</b>	<b>17345</b>	<b>Transit Operations</b>				
4181	S	0.134	Mechanic, Transit Bus	\$35,292	\$4,719	
4263	S	0.134	Charter/Bus Driver	\$30,168	\$4,034	
4373	S	0.134	Trainer	\$32,628	\$4,363	
<b>Admin:</b>	<b>0.000</b>	<b>Staff:</b>	<b>0.402</b>	<b>Admin Pro:</b>	<b>0.000</b>	
<b>Faculty:</b>	<b>0.000</b>	<b>Acad Pro:</b>	<b>0.000</b>	<b>Contract:</b>	<b>0.000</b>	
					<b>\$13,116</b>	

Position	Type	FTE	Title	Salary	Budget	
<b>4400</b>	<b>17695</b>	<b>John S. Bugas Gift-Economics</b>				
1074	F	0.055	Professor	\$159,576	\$8,820	
1151	A	0.100	Director/Assoc Professor	\$105,000	\$10,500	
<b>Admin:</b>	<b>0.100</b>	<b>Staff:</b>	<b>0.000</b>	<b>Admin Pro:</b>	<b>0.000</b>	
<b>Faculty:</b>	<b>0.055</b>	<b>Acad Pro:</b>	<b>0.000</b>	<b>Contract:</b>	<b>0.000</b>	
					<b>\$19,320</b>	
<b>1700</b>	<b>17767</b>	<b>Central Energy Plant Local</b>				
4055	S	1.000	Auxiliary Operator	\$39,000	\$39,000	
<b>Admin:</b>	<b>0.000</b>	<b>Staff:</b>	<b>1.000</b>	<b>Admin Pro:</b>	<b>0.000</b>	
<b>Faculty:</b>	<b>0.000</b>	<b>Acad Pro:</b>	<b>0.000</b>	<b>Contract:</b>	<b>0.000</b>	
					<b>\$39,000</b>	
<b>1800</b>	<b>17768</b>	<b>Grounds Services</b>				
4271	S	0.500	Supt,Golf Course Maintenance	\$45,024	\$22,512	
4343	S	0.500	Coordinator,Landscaping Svcs	\$32,628	\$16,314	
<b>Admin:</b>	<b>0.000</b>	<b>Staff:</b>	<b>1.000</b>	<b>Admin Pro:</b>	<b>0.000</b>	
<b>Faculty:</b>	<b>0.000</b>	<b>Acad Pro:</b>	<b>0.000</b>	<b>Contract:</b>	<b>0.000</b>	
					<b>\$38,826</b>	
<b>1800</b>	<b>17769</b>	<b>Project Management</b>				
0309	S	0.500	Project Manager, Senior	\$64,632	\$32,316	
1388	S	0.500	Project Manager	\$57,816	\$28,908	
<b>Admin:</b>	<b>0.000</b>	<b>Staff:</b>	<b>1.000</b>	<b>Admin Pro:</b>	<b>0.000</b>	
<b>Faculty:</b>	<b>0.000</b>	<b>Acad Pro:</b>	<b>0.000</b>	<b>Contract:</b>	<b>0.000</b>	
					<b>\$61,224</b>	
<b>1800</b>	<b>17771</b>	<b>Preventive Maintenance Local</b>				
4054	S	1.000	Preventive Mt Technician	\$32,628	\$32,628	
4400	S	1.000	Preventive Mt Technician	\$32,628	\$32,628	
4401	S	1.000	Preventive Mt Technician	\$32,628	\$32,628	
<b>Admin:</b>	<b>0.000</b>	<b>Staff:</b>	<b>3.000</b>	<b>Admin Pro:</b>	<b>0.000</b>	
<b>Faculty:</b>	<b>0.000</b>	<b>Acad Pro:</b>	<b>0.000</b>	<b>Contract:</b>	<b>0.000</b>	
					<b>\$97,884</b>	

Position	Type	FTE	Title	Salary	Budget	
<b>1800</b>	<b>17773</b>	<b>Custodial Services Local</b>				
4086	S	1.000	Facilities/Grounds Attendant	\$21,804	\$21,804	
4094	S	1.000	Facilities/Grounds Attendant	\$22,512	\$22,512	
4392	S	1.000	Facilities/Grounds Attend II	\$26,304	\$26,304	
<b>Admin:</b>	<b>0.000</b>	<b>Staff:</b>	<b>3.000</b>	<b>Admin Pro:</b>	<b>0.000</b>	
<b>Faculty:</b>	<b>0.000</b>	<b>Acad Pro:</b>	<b>0.000</b>	<b>Contract:</b>	<b>0.000</b>	
					<b>\$70,620</b>	
<b>1800</b>	<b>17775</b>	<b>Equipment Services</b>				
4024	S	1.000	Construction Laborer	\$25,824	\$25,824	
4050	S	1.000	Construction Laborer	\$25,824	\$25,824	
4066	S	1.000	Construction Laborer	\$25,824	\$25,824	
4079	S	1.000	Construction Laborer, Senior	\$27,900	\$27,900	
4228	S	1.000	Construction Laborer	\$25,824	\$25,824	
4310	S	1.000	Construction Laborer, Senior	\$27,900	\$27,900	
4414	S	1.000	Construction Laborer	\$25,824	\$25,824	
4416	S	1.000	Construction Laborer	\$25,824	\$25,824	
<b>Admin:</b>	<b>0.000</b>	<b>Staff:</b>	<b>8.000</b>	<b>Admin Pro:</b>	<b>0.000</b>	
<b>Faculty:</b>	<b>0.000</b>	<b>Acad Pro:</b>	<b>0.000</b>	<b>Contract:</b>	<b>0.000</b>	
					<b>\$210,744</b>	
<b>1800</b>	<b>17787</b>	<b>Waste Services</b>				
4077	S	1.000	Sanitation Truck Operator	\$0	\$27,900	
4083	S	1.000	Sanitation Truck Operator	\$0	\$27,900	
<b>Admin:</b>	<b>0.000</b>	<b>Staff:</b>	<b>2.000</b>	<b>Admin Pro:</b>	<b>0.000</b>	
<b>Faculty:</b>	<b>0.000</b>	<b>Acad Pro:</b>	<b>0.000</b>	<b>Contract:</b>	<b>0.000</b>	
					<b>\$55,800</b>	
<b>4400</b>	<b>17791</b>	<b>Williams, Carl Prof Law Ethics</b>				
1644	F	0.084	Distinguished Professor	\$143,184	\$12,001	
<b>Admin:</b>	<b>0.000</b>	<b>Staff:</b>	<b>0.000</b>	<b>Admin Pro:</b>	<b>0.000</b>	
<b>Faculty:</b>	<b>0.084</b>	<b>Acad Pro:</b>	<b>0.000</b>	<b>Contract:</b>	<b>0.000</b>	
					<b>\$12,001</b>	

Position	Type	FTE	Title	Salary	Budget
<b>4400</b>	<b>17792</b>	<b>Williams, Carl Prof Law&amp;Soc</b>			
0796	F	0.082	Distinguished Professor	\$88,200	\$12,000
<b>Admin:</b>	<b>0.000</b>	<b>Staff:</b>	<b>0.000</b>	<b>Admin Pro:</b>	<b>0.000</b>
<b>Faculty:</b>	<b>0.082</b>	<b>Acad Pro:</b>	<b>0.000</b>	<b>Contract:</b>	<b>0.000</b>
					<b>\$12,000</b>
<b>1500</b>	<b>17794</b>	<b>R/T Ctr Cardiovascular Researc</b>			
4757	P	1.000	Lecturer,Asst	\$0	\$32,760
4768	P	0.500	Research Scientist, Asst	\$28,080	\$14,040
<b>Admin:</b>	<b>0.000</b>	<b>Staff:</b>	<b>0.000</b>	<b>Admin Pro:</b>	<b>0.000</b>
<b>Faculty:</b>	<b>0.000</b>	<b>Acad Pro:</b>	<b>1.500</b>	<b>Contract:</b>	<b>0.000</b>
					<b>\$46,800</b>
<b>1700</b>	<b>17801</b>	<b>Outreach Tech Svc Salary Acct</b>			
4594	S	1.000	Producer/Director, BrdcstMedia	\$50,976	\$50,976
4595	S	1.000	Producer/Director, BrdcstMedia	\$50,904	\$50,904
4596	S	1.000	Mgr,Outreach VideoConferencing	\$50,412	\$50,412
4597	S	1.000	Producer/Director, BrdcstMedia	\$50,052	\$50,052
4945	S	1.000	Audiovisual/Video Confer Oper	\$35,292	\$35,292
<b>Admin:</b>	<b>0.000</b>	<b>Staff:</b>	<b>5.000</b>	<b>Admin Pro:</b>	<b>0.000</b>
<b>Faculty:</b>	<b>0.000</b>	<b>Acad Pro:</b>	<b>0.000</b>	<b>Contract:</b>	<b>0.000</b>
					<b>\$237,636</b>
<b>4400</b>	<b>17856</b>	<b>True,H.A.Chair Petr/Nat Gas</b>			
0467	A	0.576	True Chair, Energy Economics	\$88,548	\$85,021
<b>Admin:</b>	<b>0.576</b>	<b>Staff:</b>	<b>0.000</b>	<b>Admin Pro:</b>	<b>0.000</b>
<b>Faculty:</b>	<b>0.000</b>	<b>Acad Pro:</b>	<b>0.000</b>	<b>Contract:</b>	<b>0.000</b>
					<b>\$85,021</b>
<b>1701</b>	<b>17874</b>	<b>BOCES Science Education</b>			
4279	F	1.000	Temporary Asst Professor	\$62,952	\$62,952
<b>Admin:</b>	<b>0.000</b>	<b>Staff:</b>	<b>0.000</b>	<b>Admin Pro:</b>	<b>0.000</b>
<b>Faculty:</b>	<b>1.000</b>	<b>Acad Pro:</b>	<b>0.000</b>	<b>Contract:</b>	<b>0.000</b>
					<b>\$62,952</b>

Position	Type	FTE	Title	Salary	Budget
<b>1302</b>	<b>18086</b>		<b>Book and Bean</b>		
4149	S	0.100	Manager, Retail Operations	\$41,592	\$4,160
4253	S	0.500	Asst Dir, Dining Services	\$57,000	\$28,500
4358	S	0.090	Cook, Senior	\$24,036	\$2,164
4579	S	0.150	Asst Manager, Dining Services	\$38,844	\$5,827
6333	S	0.500	Cook	\$20,124	\$10,062
<b>Admin:</b>	<b>0.000</b>	<b>Staff:</b>	<b>1.340</b>	<b>Admin Pro:</b>	<b>0.000</b>
<b>Faculty:</b>	<b>0.000</b>	<b>Acad Pro:</b>	<b>0.000</b>	<b>Contract:</b>	<b>0.000</b>
					<b>\$50,713</b>
<b>1700</b>	<b>18100</b>		<b>ED/Teaching Residency</b>		
1440	P	0.500	Lecturer,Asst	\$46,632	\$23,316
4422	P	1.000	Lecturer,Asst	\$46,632	\$46,632
<b>Admin:</b>	<b>0.000</b>	<b>Staff:</b>	<b>0.000</b>	<b>Admin Pro:</b>	<b>0.000</b>
<b>Faculty:</b>	<b>0.000</b>	<b>Acad Pro:</b>	<b>1.500</b>	<b>Contract:</b>	<b>0.000</b>
					<b>\$69,948</b>
<b>1600</b>	<b>18129</b>		<b>Haub,Helga Otto Sch Env Nat Re</b>		
4082	Z	0.500	Administrative Associate	\$28,116	\$14,058
4395	S	0.500	Coord, Student Advising	\$38,172	\$19,086
4722	S	0.376	Office Assistant, Senior	\$24,036	\$9,037
<b>Admin:</b>	<b>0.000</b>	<b>Staff:</b>	<b>0.876</b>	<b>Admin Pro:</b>	<b>0.500</b>
<b>Faculty:</b>	<b>0.000</b>	<b>Acad Pro:</b>	<b>0.000</b>	<b>Contract:</b>	<b>0.000</b>
					<b>\$42,181</b>
<b>1700</b>	<b>18161</b>		<b>Backyards&amp;Barnyards Newsletter</b>		
1651	P	0.109	Extension Educator,Asst	\$53,748	\$5,877
<b>Admin:</b>	<b>0.000</b>	<b>Staff:</b>	<b>0.000</b>	<b>Admin Pro:</b>	<b>0.000</b>
<b>Faculty:</b>	<b>0.000</b>	<b>Acad Pro:</b>	<b>0.109</b>	<b>Contract:</b>	<b>0.000</b>
					<b>\$5,877</b>

Position	Type	FTE	Title	Salary	Budget
<b>1302</b>	<b>18188</b>		<b>Washakie Dining Center</b>		
4023	S	1.000	Materials Handler	\$21,804	\$21,804
4035	S	1.000	Food Service Attendant, Sr	\$0	\$22,824
4047	S	1.000	Chef	\$51,264	\$51,264
4090	S	1.000	Asst Manager, Dining Services	\$38,040	\$38,040
4124	S	1.000	Food Service Attendant	\$20,004	\$20,004
4136	S	1.000	Facilities/Grounds Attendant	\$21,804	\$21,804
4137	S	1.000	Manager, Dining Services	\$50,460	\$50,460
4143	S	1.000	Asst Dir, Dining Services	\$60,744	\$60,744
4176	S	1.000	Cook, Senior	\$24,036	\$24,036
4179	S	1.000	Facilities/Grounds Attendant	\$21,804	\$21,804
4180	S	1.000	Food Service Attendant	\$20,004	\$20,004
4221	S	1.000	Asst Manager, Dining Services	\$0	\$38,328
4229	S	1.000	Office Assistant, Senior	\$29,724	\$29,724
4237	S	1.000	Baker	\$21,804	\$21,804
4238	S	1.000	Materials Handler	\$0	\$23,664
4269	S	1.000	Food Service Attendant, Sr	\$23,172	\$23,172
4270	S	1.000	Food Service Attendant	\$20,004	\$20,004
4313	S	1.000	Materials Handler	\$21,804	\$21,804
4316	S	1.000	Computer Support Specialist	\$48,516	\$48,516
4332	S	1.000	Asst Manager, Dining Services	\$35,292	\$35,292
4367	A	1.000	Director, Dining Services	\$88,872	\$88,872
4451	S	1.000	Baker	\$21,804	\$21,804
4479	S	1.000	Manager,Senior,Dining Services	\$62,040	\$62,040
4533	S	1.000	Food Service Attendant, Sr	\$21,804	\$21,804
4552	S	1.000	Cook, Senior	\$24,036	\$24,036
4553	S	1.000	Cook	\$0	\$20,772
4554	S	1.000	Cook	\$21,660	\$21,660
4563	S	1.000	Cook	\$0	\$20,772
4567	S	1.000	Cook	\$22,680	\$22,680
4571	S	1.000	Food Service Attendant, Sr	\$23,304	\$23,304
4580	S	1.000	Area Supervisor	\$0	\$32,016
4581	S	1.000	Area Supervisor	\$32,016	\$32,016
4582	S	1.000	Cook	\$20,772	\$20,772
4584	S	1.000	Materials Handler	\$22,644	\$22,644
4585	S	1.000	Baker	\$23,076	\$23,076
6038	S	1.000	Food Service Attendant	\$13,092	\$13,092



Position	Type	FTE	Title	Salary	Budget	
<b>1302</b>	<b>18188</b>	<b>Washakie Dining Center</b>				
6040	S	1.000	Food Service Attendant	\$17,712	\$17,712	
6114	S	1.000	Cook	\$19,836	\$19,836	
6115	S	1.000	Cook	\$19,644	\$19,644	
6117	S	1.000	Cook	\$19,644	\$19,644	
6126	S	1.000	Food Service Attendant	\$18,912	\$18,912	
6202	S	1.000	Food Service Attendant	\$18,948	\$18,948	
6203	S	1.000	Food Service Attendant	\$17,712	\$17,712	
6393	S	1.000	Facilities/Grounds Attendant	\$0	\$23,172	
<b>Admin:</b>	<b>1.000</b>	<b>Staff:</b>	<b>43.000</b>	<b>Admin Pro:</b>	<b>0.000</b>	
<b>Faculty:</b>	<b>0.000</b>	<b>Acad Pro:</b>	<b>0.000</b>	<b>Contract:</b>	<b>0.000</b>	
					<b>\$1,242,036</b>	
<b>1302</b>	<b>18189</b>	<b>Ross Hall Cafeteria</b>				
4039	S	1.000	Area Supervisor	\$30,168	\$30,168	
6412	S	1.000	Asst Manager, Dining Services	\$0	\$37,548	
<b>Admin:</b>	<b>0.000</b>	<b>Staff:</b>	<b>2.000</b>	<b>Admin Pro:</b>	<b>0.000</b>	
<b>Faculty:</b>	<b>0.000</b>	<b>Acad Pro:</b>	<b>0.000</b>	<b>Contract:</b>	<b>0.000</b>	
					<b>\$67,716</b>	
<b>1302</b>	<b>18191</b>	<b>Catering</b>				
4154	S	1.000	Executive Chef	\$58,848	\$58,848	
4199	S	1.000	Cook, Senior	\$24,036	\$24,036	
4366	S	1.000	Assistant Manager, Catering	\$0	\$41,400	
4377	S	1.000	Mgr, Catering Services	\$58,116	\$58,116	
4560	S	1.000	Cook, Senior	\$24,036	\$24,036	
6130	S	1.000	Cook	\$0	\$20,052	
<b>Admin:</b>	<b>0.000</b>	<b>Staff:</b>	<b>6.000</b>	<b>Admin Pro:</b>	<b>0.000</b>	
<b>Faculty:</b>	<b>0.000</b>	<b>Acad Pro:</b>	<b>0.000</b>	<b>Contract:</b>	<b>0.000</b>	
					<b>\$226,488</b>	

Position	Type	FTE	Title	Salary	Budget	
<b>1302</b>	<b>18194</b>	<b>Dining Services Administration</b>				
4003	S	0.500	Office Associate	\$30,168	\$15,084	
4009	S	0.500	Office Associate	\$30,168	\$15,084	
4051	S	1.000	Facilities Specialist	\$37,896	\$37,896	
4123	S	1.000	Nutrition Info Specialist	\$45,024	\$45,024	
4130	S	0.250	Assoc Dir, Res Life & Dining Svc	\$0	\$17,940	
4135	S	0.100	Mt/Eq/Pesticide Technician	\$38,280	\$3,828	
4140	S	0.500	Office Associate, Senior	\$38,316	\$19,158	
4142	S	0.500	Coord, Area Public Relations	\$44,256	\$22,128	
4147	S	0.500	Assoc Dir, Business Operations	\$70,776	\$35,388	
4150	S	0.700	Residence Coordinator, RLDS	\$0	\$35,426	
4157	S	1.000	Accounting Associate	\$0	\$25,824	
4183	S	0.100	Mgr, Facilities/Grounds	\$38,172	\$3,818	
4249	S	0.050	Mgr, Facilities Operations	\$50,556	\$2,528	
4251	S	0.500	Accounting Associate, Senior	\$35,700	\$17,850	
4252	A	0.330	ExDir, ResLife&Dining Svcs&WyUn	\$110,004	\$36,302	
4410	S	0.330	Office Associate	\$33,660	\$11,108	
4418	S	0.100	Mt/Eq/Pesticide Technician	\$35,292	\$3,530	
4449	S	0.250	Office Associate, Senior	\$0	\$9,400	
4452	S	0.600	Accounting Associate	\$25,824	\$15,495	
<b>Admin:</b>	<b>0.330</b>	<b>Staff:</b>	<b>8.480</b>	<b>Admin Pro:</b>	<b>0.000</b>	<b>\$372,811</b>
<b>Faculty:</b>	<b>0.000</b>	<b>Acad Pro:</b>	<b>0.000</b>	<b>Contract:</b>	<b>0.000</b>	
<b>1400</b>	<b>18204</b>	<b>Students Attorney Program</b>				
4477	S	1.000	Students' Attorney	\$55,848	\$55,848	
<b>Admin:</b>	<b>0.000</b>	<b>Staff:</b>	<b>1.000</b>	<b>Admin Pro:</b>	<b>0.000</b>	<b>\$55,848</b>
<b>Faculty:</b>	<b>0.000</b>	<b>Acad Pro:</b>	<b>0.000</b>	<b>Contract:</b>	<b>0.000</b>	
<b>4400</b>	<b>18216</b>	<b>Seilbold Professorship-CM</b>				
1187	F	0.427	Visiting Asst Professor	\$39,888	\$2,839	
<b>Admin:</b>	<b>0.000</b>	<b>Staff:</b>	<b>0.000</b>	<b>Admin Pro:</b>	<b>0.000</b>	<b>\$2,839</b>
<b>Faculty:</b>	<b>0.427</b>	<b>Acad Pro:</b>	<b>0.000</b>	<b>Contract:</b>	<b>0.000</b>	

Position	Type	FTE	Title	Salary	Budget
<b>1319</b>	<b>18643</b>	<b>Golf Course Pro Shop</b>			
0391	C	0.172	Hd Men&Women Golf/Dir Golf Ops	\$124,212	\$21,356
<b>Admin:</b>	<b>0.000</b>	<b>Staff:</b>	<b>0.000</b>	<b>Admin Pro:</b>	<b>0.000</b>
<b>Faculty:</b>	<b>0.000</b>	<b>Acad Pro:</b>	<b>0.000</b>	<b>Contract:</b>	<b>0.172</b>
					<b>\$21,356</b>
<b>1700</b>	<b>18653</b>	<b>BRAND BSN Program</b>			
4001	P	1.000	Lecturer,Assoc	\$72,000	\$72,000
4532	P	1.000	Lecturer,Asst	\$62,004	\$62,004
4798	S	1.000	Office Associate	\$35,484	\$35,484
<b>Admin:</b>	<b>0.000</b>	<b>Staff:</b>	<b>1.000</b>	<b>Admin Pro:</b>	<b>0.000</b>
<b>Faculty:</b>	<b>0.000</b>	<b>Acad Pro:</b>	<b>2.000</b>	<b>Contract:</b>	<b>0.000</b>
					<b>\$169,488</b>
<b>1700</b>	<b>18667</b>	<b>Exec MBA Program Business</b>			
0281	A	0.500	MBA Director	\$125,004	\$62,502
<b>Admin:</b>	<b>0.500</b>	<b>Staff:</b>	<b>0.000</b>	<b>Admin Pro:</b>	<b>0.000</b>
<b>Faculty:</b>	<b>0.000</b>	<b>Acad Pro:</b>	<b>0.000</b>	<b>Contract:</b>	<b>0.000</b>
					<b>\$62,502</b>
<b>1700</b>	<b>19000</b>	<b>WTBC Rental Payments</b>			
4583	A	1.000	Assistant WTBC Director	\$75,000	\$75,000
<b>Admin:</b>	<b>1.000</b>	<b>Staff:</b>	<b>0.000</b>	<b>Admin Pro:</b>	<b>0.000</b>
<b>Faculty:</b>	<b>0.000</b>	<b>Acad Pro:</b>	<b>0.000</b>	<b>Contract:</b>	<b>0.000</b>
					<b>\$75,000</b>
<b>1800</b>	<b>19079</b>	<b>Mechanical Trades</b>			
4415	S	1.000	Construction Laborer, Senior	\$27,900	\$27,900
4446	S	1.000	Construction Laborer, Senior	\$27,900	\$27,900
<b>Admin:</b>	<b>0.000</b>	<b>Staff:</b>	<b>2.000</b>	<b>Admin Pro:</b>	<b>0.000</b>
<b>Faculty:</b>	<b>0.000</b>	<b>Acad Pro:</b>	<b>0.000</b>	<b>Contract:</b>	<b>0.000</b>
					<b>\$55,800</b>

Position	Type	FTE	Title	Salary	Budget
<b>1800</b>	<b>19080</b>		<b>Electrical Shop</b>		
4052	S	1.000	Electrician	\$48,912	\$48,912
4056	S	1.000	Electrician	\$48,120	\$48,120
4070	S	1.000	Electrician	\$42,564	\$42,564
4080	S	1.000	Electrician	\$41,400	\$41,400
4210	S	1.000	Electrician	\$49,272	\$49,272
<b>Admin:</b>	<b>0.000</b>	<b>Staff:</b>	<b>5.000</b>	<b>Admin Pro:</b>	<b>0.000</b>
<b>Faculty:</b>	<b>0.000</b>	<b>Acad Pro:</b>	<b>0.000</b>	<b>Contract:</b>	<b>0.000</b>
					<b>\$230,268</b>
<b>1800</b>	<b>19081</b>		<b>Controls Shop</b>		
4071	S	1.000	Refrigeration/Appliance Tech	\$38,172	\$38,172
<b>Admin:</b>	<b>0.000</b>	<b>Staff:</b>	<b>1.000</b>	<b>Admin Pro:</b>	<b>0.000</b>
<b>Faculty:</b>	<b>0.000</b>	<b>Acad Pro:</b>	<b>0.000</b>	<b>Contract:</b>	<b>0.000</b>
					<b>\$38,172</b>
<b>1800</b>	<b>19082</b>		<b>Structural Trades</b>		
4103	S	1.000	Construction Laborer, Senior	\$28,860	\$28,860
4298	S	1.000	Construction Laborer, Senior	\$27,900	\$27,900
<b>Admin:</b>	<b>0.000</b>	<b>Staff:</b>	<b>2.000</b>	<b>Admin Pro:</b>	<b>0.000</b>
<b>Faculty:</b>	<b>0.000</b>	<b>Acad Pro:</b>	<b>0.000</b>	<b>Contract:</b>	<b>0.000</b>
					<b>\$56,760</b>
<b>1800</b>	<b>19083</b>		<b>Carpentry Shop</b>		
4067	S	1.000	Carpenter	\$35,292	\$35,292
4072	S	1.000	Carpenter	\$0	\$35,292
4073	S	1.000	Institutional Locksmith	\$35,292	\$35,292
4394	S	1.000	Carpenter	\$38,484	\$38,484
<b>Admin:</b>	<b>0.000</b>	<b>Staff:</b>	<b>4.000</b>	<b>Admin Pro:</b>	<b>0.000</b>
<b>Faculty:</b>	<b>0.000</b>	<b>Acad Pro:</b>	<b>0.000</b>	<b>Contract:</b>	<b>0.000</b>
					<b>\$144,360</b>

Position	Type	FTE	Title	Salary	Budget
<b>1800</b>	<b>19084</b>		<b>Paint Shop</b>		
4027	S	1.000	Painter	\$31,812	\$31,812
4059	S	1.000	Painter	\$30,168	\$30,168
4074	S	1.000	Painter	\$33,900	\$33,900
<b>Admin:</b>	<b>0.000</b>	<b>Staff:</b>	<b>3.000</b>	<b>Admin Pro:</b>	<b>0.000</b>
<b>Faculty:</b>	<b>0.000</b>	<b>Acad Pro:</b>	<b>0.000</b>	<b>Contract:</b>	<b>0.000</b>
					<b>\$95,880</b>
<b>1800</b>	<b>19085</b>		<b>Moving Services</b>		
4069	S	1.000	Construction Laborer	\$0	\$25,824
4399	S	1.000	Institutional Locksmith	\$0	\$25,824
<b>Admin:</b>	<b>0.000</b>	<b>Staff:</b>	<b>2.000</b>	<b>Admin Pro:</b>	<b>0.000</b>
<b>Faculty:</b>	<b>0.000</b>	<b>Acad Pro:</b>	<b>0.000</b>	<b>Contract:</b>	<b>0.000</b>
					<b>\$51,648</b>
<b>1800</b>	<b>19086</b>		<b>Plumbing Shop</b>		
4058	S	1.000	Plumber/Pipefitter	\$47,304	\$47,304
4060	S	1.000	Plumber/Pipefitter	\$44,496	\$44,496
4064	S	1.000	Plumber/Pipefitter	\$43,392	\$43,392
4065	S	1.000	Plumber/Pipefitter	\$41,400	\$41,400
4084	S	1.000	Plumber/Pipefitter	\$44,952	\$44,952
<b>Admin:</b>	<b>0.000</b>	<b>Staff:</b>	<b>5.000</b>	<b>Admin Pro:</b>	<b>0.000</b>
<b>Faculty:</b>	<b>0.000</b>	<b>Acad Pro:</b>	<b>0.000</b>	<b>Contract:</b>	<b>0.000</b>
					<b>\$221,544</b>
<b>1302</b>	<b>19287</b>		<b>ELEMENTS</b>		
4260	S	1.000	Area Supervisor	\$30,924	\$30,924
6333	S	0.250	Cook	\$20,124	\$5,031
<b>Admin:</b>	<b>0.000</b>	<b>Staff:</b>	<b>1.250</b>	<b>Admin Pro:</b>	<b>0.000</b>
<b>Faculty:</b>	<b>0.000</b>	<b>Acad Pro:</b>	<b>0.000</b>	<b>Contract:</b>	<b>0.000</b>
					<b>\$35,955</b>
<b>4400</b>	<b>19295</b>		<b>Exc Fund College Engr</b>		
1875	F	0.048	Professor	\$85,104	\$4,081
<b>Admin:</b>	<b>0.000</b>	<b>Staff:</b>	<b>0.000</b>	<b>Admin Pro:</b>	<b>0.000</b>
<b>Faculty:</b>	<b>0.048</b>	<b>Acad Pro:</b>	<b>0.000</b>	<b>Contract:</b>	<b>0.000</b>
					<b>\$4,081</b>

Position	Type	FTE	Title	Salary	Budget
<b>4400</b>	<b>19336</b>	<b>E.A.Whitney Professorsip Agric</b>			
4937	F	1.000	Asst Professor	\$65,004	\$65,004
<b>Admin:</b>	<b>0.000</b>	<b>Staff:</b>	<b>0.000</b>	<b>Admin Pro:</b>	<b>0.000</b>
<b>Faculty:</b>	<b>1.000</b>	<b>Acad Pro:</b>	<b>0.000</b>	<b>Contract:</b>	<b>0.000</b>
					<b>\$65,004</b>
<b>4400</b>	<b>19362</b>	<b>Medical Educ Quasi Expendable</b>			
4062	Z	0.600	Dir, Health Prof Recruiting	\$54,000	\$32,400
<b>Admin:</b>	<b>0.000</b>	<b>Staff:</b>	<b>0.000</b>	<b>Admin Pro:</b>	<b>0.600</b>
<b>Faculty:</b>	<b>0.000</b>	<b>Acad Pro:</b>	<b>0.000</b>	<b>Contract:</b>	<b>0.000</b>
					<b>\$32,400</b>
<b>4400</b>	<b>19364</b>	<b>Acad Prgm Startup Quasi Endow</b>			
4062	Z	0.400	Dir, Health Prof Recruiting	\$54,000	\$21,600
<b>Admin:</b>	<b>0.000</b>	<b>Staff:</b>	<b>0.000</b>	<b>Admin Pro:</b>	<b>0.400</b>
<b>Faculty:</b>	<b>0.000</b>	<b>Acad Pro:</b>	<b>0.000</b>	<b>Contract:</b>	<b>0.000</b>
					<b>\$21,600</b>
<b>4400</b>	<b>19441</b>	<b>Bill Daniels Chr Bus Ethics</b>			
0506	F	1.000	BillDanielsChair of BusinessEt	\$148,428	\$148,428
<b>Admin:</b>	<b>0.000</b>	<b>Staff:</b>	<b>0.000</b>	<b>Admin Pro:</b>	<b>0.000</b>
<b>Faculty:</b>	<b>1.000</b>	<b>Acad Pro:</b>	<b>0.000</b>	<b>Contract:</b>	<b>0.000</b>
					<b>\$148,428</b>
<b>4402</b>	<b>19453</b>	<b>Wy Exc HE - Natural Resources</b>			
1426	F	0.644	Spicer Wyoming ExcellenceChair	\$120,000	\$77,280
4592	P	1.000	Research Scientist,Assoc	\$45,000	\$45,000
<b>Admin:</b>	<b>0.000</b>	<b>Staff:</b>	<b>0.000</b>	<b>Admin Pro:</b>	<b>0.000</b>
<b>Faculty:</b>	<b>0.644</b>	<b>Acad Pro:</b>	<b>1.000</b>	<b>Contract:</b>	<b>0.000</b>
					<b>\$122,280</b>
<b>4402</b>	<b>19455</b>	<b>Wy Exc HE - Law</b>			
4548	F	1.000	Visiting Professor	\$60,000	\$60,000
<b>Admin:</b>	<b>0.000</b>	<b>Staff:</b>	<b>0.000</b>	<b>Admin Pro:</b>	<b>0.000</b>
<b>Faculty:</b>	<b>1.000</b>	<b>Acad Pro:</b>	<b>0.000</b>	<b>Contract:</b>	<b>0.000</b>
					<b>\$60,000</b>

Position	Type	FTE	Title	Salary	Budget
<b>4402</b>	<b>19456</b>	<b>Wy Exc HE - Accounting</b>			
4544	F	0.647	Professor	\$181,500	\$30,250
<b>Admin:</b>	<b>0.000</b>	<b>Staff:</b>	<b>0.000</b>	<b>Admin Pro:</b>	<b>0.000</b>
<b>Faculty:</b>	<b>0.647</b>	<b>Acad Pro:</b>	<b>0.000</b>	<b>Contract:</b>	<b>0.000</b>
					<b>\$30,250</b>
<b>4402</b>	<b>19459</b>	<b>Wy Exc HE - Biomedical Physiol</b>			
4761	F	0.250	Asst Professor	\$70,008	\$17,502
4799	F	0.250	Asst Professor	\$70,008	\$17,502
<b>Admin:</b>	<b>0.000</b>	<b>Staff:</b>	<b>0.000</b>	<b>Admin Pro:</b>	<b>0.000</b>
<b>Faculty:</b>	<b>0.500</b>	<b>Acad Pro:</b>	<b>0.000</b>	<b>Contract:</b>	<b>0.000</b>
					<b>\$35,004</b>
<b>4402</b>	<b>19460</b>	<b>Wy Exc HE - Literacy Education</b>			
4526	A	1.000	Wyoming Excellence Chair/Prof	\$135,000	\$135,000
<b>Admin:</b>	<b>1.000</b>	<b>Staff:</b>	<b>0.000</b>	<b>Admin Pro:</b>	<b>0.000</b>
<b>Faculty:</b>	<b>0.000</b>	<b>Acad Pro:</b>	<b>0.000</b>	<b>Contract:</b>	<b>0.000</b>
					<b>\$135,000</b>
<b>4402</b>	<b>19461</b>	<b>Wy Exc HE - Science Education</b>			
4527	A	1.000	Wyoming Excellence Chair/Prof	\$138,720	\$138,720
<b>Admin:</b>	<b>1.000</b>	<b>Staff:</b>	<b>0.000</b>	<b>Admin Pro:</b>	<b>0.000</b>
<b>Faculty:</b>	<b>0.000</b>	<b>Acad Pro:</b>	<b>0.000</b>	<b>Contract:</b>	<b>0.000</b>
					<b>\$138,720</b>
<b>1302</b>	<b>19551</b>	<b>CJ'S</b>			
4149	S	0.100	Manager, Retail Operations	\$41,592	\$4,160
4253	S	0.100	Asst Dir, Dining Services	\$57,000	\$5,700
4358	S	0.080	Cook, Senior	\$24,036	\$1,923
4579	S	0.150	Asst Manager, Dining Services	\$38,844	\$5,827
6333	S	0.250	Cook	\$20,124	\$5,031
<b>Admin:</b>	<b>0.000</b>	<b>Staff:</b>	<b>0.680</b>	<b>Admin Pro:</b>	<b>0.000</b>
<b>Faculty:</b>	<b>0.000</b>	<b>Acad Pro:</b>	<b>0.000</b>	<b>Contract:</b>	<b>0.000</b>
					<b>\$22,641</b>

Position	Type	FTE	Title	Salary	Budget	
<b>1302</b>	<b>19552</b>	<b>Rolling Mill Cafe</b>				
4149	S	0.260	Manager, Retail Operations	\$41,592	\$10,814	
4253	S	0.050	Asst Dir, Dining Services	\$57,000	\$2,850	
4358	S	0.170	Cook, Senior	\$24,036	\$4,087	
4579	S	0.150	Asst Manager, Dining Services	\$38,844	\$5,827	
<b>Admin:</b>	<b>0.000</b>	<b>Staff:</b>	<b>0.630</b>	<b>Admin Pro:</b>	<b>0.000</b>	<b>\$23,578</b>
<b>Faculty:</b>	<b>0.000</b>	<b>Acad Pro:</b>	<b>0.000</b>	<b>Contract:</b>	<b>0.000</b>	
<b>1302</b>	<b>19553</b>	<b>Panda Express</b>				
4149	S	0.300	Manager, Retail Operations	\$41,592	\$12,478	
4253	S	0.100	Asst Dir, Dining Services	\$57,000	\$5,700	
4358	S	0.500	Cook, Senior	\$24,036	\$12,018	
4579	S	0.400	Asst Manager, Dining Services	\$38,844	\$15,538	
6196	S	1.000	Cook, Senior	\$23,868	\$23,868	
<b>Admin:</b>	<b>0.000</b>	<b>Staff:</b>	<b>2.300</b>	<b>Admin Pro:</b>	<b>0.000</b>	<b>\$69,602</b>
<b>Faculty:</b>	<b>0.000</b>	<b>Acad Pro:</b>	<b>0.000</b>	<b>Contract:</b>	<b>0.000</b>	
<b>1302</b>	<b>19554</b>	<b>Pita Pit</b>				
4149	S	0.240	Manager, Retail Operations	\$41,592	\$9,983	
4253	S	0.050	Asst Dir, Dining Services	\$57,000	\$2,850	
4358	S	0.080	Cook, Senior	\$24,036	\$1,923	
4579	S	0.150	Asst Manager, Dining Services	\$38,844	\$5,827	
<b>Admin:</b>	<b>0.000</b>	<b>Staff:</b>	<b>0.520</b>	<b>Admin Pro:</b>	<b>0.000</b>	<b>\$20,583</b>
<b>Faculty:</b>	<b>0.000</b>	<b>Acad Pro:</b>	<b>0.000</b>	<b>Contract:</b>	<b>0.000</b>	
<b>4402</b>	<b>19558</b>	<b>Wyo Exc in HE Chair-Math Educ</b>				
4545	A	1.000	Wyoming Excellence Chair/Prof	\$143,016	\$143,016	
<b>Admin:</b>	<b>1.000</b>	<b>Staff:</b>	<b>0.000</b>	<b>Admin Pro:</b>	<b>0.000</b>	<b>\$143,016</b>
<b>Faculty:</b>	<b>0.000</b>	<b>Acad Pro:</b>	<b>0.000</b>	<b>Contract:</b>	<b>0.000</b>	



Position	Type	FTE	Title	Salary	Budget
<b>4402</b>	<b>19567</b>	<b>Wy Exc HE Chair-Art Museum</b>			
4542	P	1.000	Lecturer,Asst	\$55,008	\$55,008
<b>Admin:</b>	<b>0.000</b>	<b>Staff:</b>	<b>0.000</b>	<b>Admin Pro:</b>	<b>0.000</b>
<b>Faculty:</b>	<b>0.000</b>	<b>Acad Pro:</b>	<b>1.000</b>	<b>Contract:</b>	<b>0.000</b>
					<b>\$55,008</b>
<b>4402</b>	<b>19568</b>	<b>Wy Exc HE Chair-Comm Dev Ag</b>			
4587	P	1.000	Research Scientist,Assoc	\$60,000	\$60,000
<b>Admin:</b>	<b>0.000</b>	<b>Staff:</b>	<b>0.000</b>	<b>Admin Pro:</b>	<b>0.000</b>
<b>Faculty:</b>	<b>0.000</b>	<b>Acad Pro:</b>	<b>1.000</b>	<b>Contract:</b>	<b>0.000</b>
					<b>\$60,000</b>
<b>4402</b>	<b>19581</b>	<b>Wy Exc HE Chair-Reading Educ</b>			
4546	A	1.000	Wyoming Excellence Chair/Prof	\$135,000	\$135,000
<b>Admin:</b>	<b>1.000</b>	<b>Staff:</b>	<b>0.000</b>	<b>Admin Pro:</b>	<b>0.000</b>
<b>Faculty:</b>	<b>0.000</b>	<b>Acad Pro:</b>	<b>0.000</b>	<b>Contract:</b>	<b>0.000</b>
					<b>\$135,000</b>
<b>4402</b>	<b>19582</b>	<b>Wy Exc HE Chair - Ecology</b>			
4006	A	1.000	Wy Excellence Chair/Director	\$171,600	\$171,600
4102	P	1.000	Post Doc Res Assoc	\$35,004	\$35,004
4722	S	0.624	Office Assistant, Senior	\$24,036	\$15,000
<b>Admin:</b>	<b>1.000</b>	<b>Staff:</b>	<b>0.624</b>	<b>Admin Pro:</b>	<b>0.000</b>
<b>Faculty:</b>	<b>0.000</b>	<b>Acad Pro:</b>	<b>1.000</b>	<b>Contract:</b>	<b>0.000</b>
					<b>\$221,604</b>
<b>1600</b>	<b>19626</b>	<b>McMurry Foundation COB Dean's</b>			
4530	A	1.000	Asst Dean	\$115,008	\$115,008
<b>Admin:</b>	<b>1.000</b>	<b>Staff:</b>	<b>0.000</b>	<b>Admin Pro:</b>	<b>0.000</b>
<b>Faculty:</b>	<b>0.000</b>	<b>Acad Pro:</b>	<b>0.000</b>	<b>Contract:</b>	<b>0.000</b>
					<b>\$115,008</b>
<b>4400</b>	<b>19659</b>	<b>Clara R. Toppan Endow Fund</b>			
4303	F	1.000	Archivist ETT	\$63,864	\$63,864
<b>Admin:</b>	<b>0.000</b>	<b>Staff:</b>	<b>0.000</b>	<b>Admin Pro:</b>	<b>0.000</b>
<b>Faculty:</b>	<b>1.000</b>	<b>Acad Pro:</b>	<b>0.000</b>	<b>Contract:</b>	<b>0.000</b>
					<b>\$63,864</b>

Position	Type	FTE	Title	Salary	Budget	
<b>1700</b>	<b>19813</b>	<b>Univ Counseling Ctr Wellness</b>				
1765	S	0.488	Assoc Dir, Univ Counseling Ctr	\$58,356	\$28,454	
<b>Admin:</b>	<b>0.000</b>	<b>Staff:</b>	<b>0.488</b>	<b>Admin Pro:</b>	<b>0.000</b>	
<b>Faculty:</b>	<b>0.000</b>	<b>Acad Pro:</b>	<b>0.000</b>	<b>Contract:</b>	<b>0.000</b>	
					<b>\$28,454</b>	
<b>1302</b>	<b>19844</b>	<b>Gardens</b>				
4253	S	0.200	Asst Dir, Dining Services	\$57,000	\$11,400	
4358	S	0.080	Cook, Senior	\$24,036	\$1,923	
<b>Admin:</b>	<b>0.000</b>	<b>Staff:</b>	<b>0.280</b>	<b>Admin Pro:</b>	<b>0.000</b>	
<b>Faculty:</b>	<b>0.000</b>	<b>Acad Pro:</b>	<b>0.000</b>	<b>Contract:</b>	<b>0.000</b>	
					<b>\$13,323</b>	
<b>1301</b>	<b>19939</b>	<b>RLDS Info Tech Salaries &amp; Frng</b>				
4185	S	1.000	Computer Support Specialist,Sr	\$49,800	\$49,800	
4275	S	0.850	Computer Support Specialist,Sr	\$45,024	\$38,271	
<b>Admin:</b>	<b>0.000</b>	<b>Staff:</b>	<b>1.850</b>	<b>Admin Pro:</b>	<b>0.000</b>	
<b>Faculty:</b>	<b>0.000</b>	<b>Acad Pro:</b>	<b>0.000</b>	<b>Contract:</b>	<b>0.000</b>	
					<b>\$88,071</b>	
<b>1800</b>	<b>20027</b>	<b>Utilities Management</b>				
4068	S	1.000	Building Automation Specialist	\$58,356	\$58,356	
4075	S	1.000	Design Engineer	\$62,604	\$62,604	
4076	S	1.000	Building Automation Specialist	\$59,676	\$59,676	
<b>Admin:</b>	<b>0.000</b>	<b>Staff:</b>	<b>3.000</b>	<b>Admin Pro:</b>	<b>0.000</b>	
<b>Faculty:</b>	<b>0.000</b>	<b>Acad Pro:</b>	<b>0.000</b>	<b>Contract:</b>	<b>0.000</b>	
					<b>\$180,636</b>	
<b>1700</b>	<b>20181</b>	<b>PROJECT RESIDUAL - PHARMACY</b>				
3039	S	1.000	Office Assistant, Senior	\$26,580	\$26,580	
<b>Admin:</b>	<b>0.000</b>	<b>Staff:</b>	<b>1.000</b>	<b>Admin Pro:</b>	<b>0.000</b>	
<b>Faculty:</b>	<b>0.000</b>	<b>Acad Pro:</b>	<b>0.000</b>	<b>Contract:</b>	<b>0.000</b>	
					<b>\$26,580</b>	

Position	Type	FTE	Title	Salary	Budget	
<b>4400</b>	<b>20194</b>	<b>ANNA&amp;SHERRILL DRUM IN GEOLOGY</b>				
4022	P	0.600	Post Doc Res Assoc	\$50,004	\$30,004	
<b>Admin:</b>	<b>0.000</b>	<b>Staff:</b>	<b>0.000</b>	<b>Admin Pro:</b>	<b>0.000</b>	
<b>Faculty:</b>	<b>0.000</b>	<b>Acad Pro:</b>	<b>0.600</b>	<b>Contract:</b>	<b>0.000</b>	
					<b>\$30,004</b>	
<b>1600</b>	<b>20202</b>	<b>ENR DISCRETIONARY FUND</b>				
4082	Z	0.500	Administrative Associate	\$28,116	\$14,058	
<b>Admin:</b>	<b>0.000</b>	<b>Staff:</b>	<b>0.000</b>	<b>Admin Pro:</b>	<b>0.500</b>	
<b>Faculty:</b>	<b>0.000</b>	<b>Acad Pro:</b>	<b>0.000</b>	<b>Contract:</b>	<b>0.000</b>	
					<b>\$14,058</b>	
<b>1600</b>	<b>20300</b>	<b>AHC Discretionary</b>				
4347	S	0.134	Graphic Designer	\$32,808	\$4,404	
<b>Admin:</b>	<b>0.000</b>	<b>Staff:</b>	<b>0.134</b>	<b>Admin Pro:</b>	<b>0.000</b>	
<b>Faculty:</b>	<b>0.000</b>	<b>Acad Pro:</b>	<b>0.000</b>	<b>Contract:</b>	<b>0.000</b>	
					<b>\$4,404</b>	
<b>4400</b>	<b>20305</b>	<b>Berry Center Excellence Fund</b>				
4226	P	1.000	Lecturer,Asst	\$45,000	\$45,000	
4370	S	1.000	Web Site Designer/Developer	\$50,064	\$50,064	
4660	S	1.000	Project Coordinator	\$35,292	\$35,292	
<b>Admin:</b>	<b>0.000</b>	<b>Staff:</b>	<b>2.000</b>	<b>Admin Pro:</b>	<b>0.000</b>	
<b>Faculty:</b>	<b>0.000</b>	<b>Acad Pro:</b>	<b>1.000</b>	<b>Contract:</b>	<b>0.000</b>	
					<b>\$130,356</b>	
<b>4400</b>	<b>20358</b>	<b>McMurry Advancement of Nursing</b>				
4781	P	1.000	Lecturer,Asst	\$52,020	\$52,020	
<b>Admin:</b>	<b>0.000</b>	<b>Staff:</b>	<b>0.000</b>	<b>Admin Pro:</b>	<b>0.000</b>	
<b>Faculty:</b>	<b>0.000</b>	<b>Acad Pro:</b>	<b>1.000</b>	<b>Contract:</b>	<b>0.000</b>	
					<b>\$52,020</b>	
<b>1700</b>	<b>20384</b>	<b>Outreach School Dean</b>				
1290	S	0.500	Academic Coordinator	\$45,024	\$22,512	
3094	S	0.500	Office Assistant, Senior	\$24,036	\$12,018	
4042	S	0.500	Office Associate	\$30,168	\$15,084	
4125	S	0.500	Project Coordinator, Senior	\$50,004	\$25,002	

Position	Type	FTE	Title	Salary	Budget	
<b>1700</b>	<b>20384</b>	<b>Outreach School Dean</b>				
4285	S	0.500	Office Associate	\$34,272	\$17,136	
4307	S	0.500	Office Associate	\$34,056	\$17,028	
4387	S	0.500	Office Associate	\$30,168	\$15,084	
4388	S	0.500	Office Associate	\$37,572	\$18,786	
4389	S	0.500	Office Associate	\$0	\$15,084	
<b>Admin:</b>	<b>0.000</b>	<b>Staff:</b>	<b>4.500</b>	<b>Admin Pro:</b>	<b>0.000</b>	
<b>Faculty:</b>	<b>0.000</b>	<b>Acad Pro:</b>	<b>0.000</b>	<b>Contract:</b>	<b>0.000</b>	
					<b>\$157,734</b>	
<b>4400</b>	<b>20474</b>	<b>Wyo Reclamation &amp; Restoration</b>				
4634	P	1.000	Research Scientist	\$49,992	\$49,992	
<b>Admin:</b>	<b>0.000</b>	<b>Staff:</b>	<b>0.000</b>	<b>Admin Pro:</b>	<b>0.000</b>	
<b>Faculty:</b>	<b>0.000</b>	<b>Acad Pro:</b>	<b>1.000</b>	<b>Contract:</b>	<b>0.000</b>	
					<b>\$49,992</b>	
<b>1700</b>	<b>20477</b>	<b>Outreach School Marketing</b>				
4020	S	0.500	Mgr, Marketing/Programs	\$50,808	\$25,404	
4038	S	0.500	Coord, Marketing	\$35,292	\$17,646	
<b>Admin:</b>	<b>0.000</b>	<b>Staff:</b>	<b>1.000</b>	<b>Admin Pro:</b>	<b>0.000</b>	
<b>Faculty:</b>	<b>0.000</b>	<b>Acad Pro:</b>	<b>0.000</b>	<b>Contract:</b>	<b>0.000</b>	
					<b>\$43,050</b>	
<b>1310</b>	<b>20567</b>	<b>Student Health Serv Operations</b>				
0116	S	1.000	Medical Assistant	\$22,980	\$22,980	
0333	A	1.000	Director	\$149,136	\$149,136	
0392	S	1.000	Office Associate, Senior	\$38,760	\$38,760	
0495	S	1.000	University Physician	\$107,244	\$107,244	
0501	S	1.000	Office Assistant, Senior	\$26,268	\$26,268	
1102	S	1.000	Physician's Assistant	\$64,440	\$64,440	
1285	S	1.000	Accounting Associate	\$32,268	\$32,268	
1410	S	1.000	Nursing Supervisor	\$61,320	\$61,320	
1596	S	1.000	Nurse, Licensed Practical	\$34,128	\$34,128	
1708	S	1.000	Office Assistant, Senior	\$26,460	\$26,460	
1865	S	1.000	University Physician	\$127,668	\$127,668	
4243	S	1.000	Business Manager	\$52,296	\$52,296	
6086	S	1.000	Nursing Assistant, Certified	\$18,456	\$18,456	

Position	Type	FTE	Title	Salary	Budget	
<b>1310</b>	<b>20567</b>	<b>Student Health Serv Operations</b>				
6087	S	1.000	Nursing Assistant, Certified	\$14,268	\$14,268	
6093	S	1.000	Nurse, Registered	\$32,532	\$32,532	
6380	S	1.000	Nurse Practitioner	\$63,144	\$63,144	
<b>Admin:</b>	<b>1.000</b>	<b>Staff:</b>	<b>15.000</b>	<b>Admin Pro:</b>	<b>0.000</b>	
<b>Faculty:</b>	<b>0.000</b>	<b>Acad Pro:</b>	<b>0.000</b>	<b>Contract:</b>	<b>0.000</b>	
					<b>\$871,368</b>	
<b>1700</b>	<b>20601</b>	<b>Outreach Rev Share--Engineer</b>				
2087	P	0.361	Lecturer,Asst	\$48,000	\$48,000	
<b>Admin:</b>	<b>0.000</b>	<b>Staff:</b>	<b>0.000</b>	<b>Admin Pro:</b>	<b>0.000</b>	
<b>Faculty:</b>	<b>0.000</b>	<b>Acad Pro:</b>	<b>0.361</b>	<b>Contract:</b>	<b>0.000</b>	
					<b>\$48,000</b>	
<b>1700</b>	<b>20603</b>	<b>Outreach Rev Share--HlthSci</b>				
2627	P	0.500	Lecturer,Asst ETT	\$48,180	\$24,090	
<b>Admin:</b>	<b>0.000</b>	<b>Staff:</b>	<b>0.000</b>	<b>Admin Pro:</b>	<b>0.000</b>	
<b>Faculty:</b>	<b>0.000</b>	<b>Acad Pro:</b>	<b>0.500</b>	<b>Contract:</b>	<b>0.000</b>	
					<b>\$24,090</b>	
<b>9025</b>	<b>20660</b>	<b>CHF - Wyo LLC Operating Acct</b>				
4169	S	1.000	Facilities Specialist	\$30,168	\$30,168	
4572	S	0.500	Office Associate	\$30,168	\$15,084	
<b>Admin:</b>	<b>0.000</b>	<b>Staff:</b>	<b>1.500</b>	<b>Admin Pro:</b>	<b>0.000</b>	
<b>Faculty:</b>	<b>0.000</b>	<b>Acad Pro:</b>	<b>0.000</b>	<b>Contract:</b>	<b>0.000</b>	
					<b>\$45,252</b>	
<b>4402</b>	<b>20782</b>	<b>Wy Exc in HE Chair - Law</b>				
1644	F	0.916	Distinguished Professor	\$143,184	\$131,184	
<b>Admin:</b>	<b>0.000</b>	<b>Staff:</b>	<b>0.000</b>	<b>Admin Pro:</b>	<b>0.000</b>	
<b>Faculty:</b>	<b>0.916</b>	<b>Acad Pro:</b>	<b>0.000</b>	<b>Contract:</b>	<b>0.000</b>	
					<b>\$131,184</b>	

Position	Type	FTE	Title	Salary	Budget	
<b>4402</b>	<b>20793</b>	<b>Wy Excell in HE - Amer Indian</b>				
4600	S	1.000	Project Coordinator	\$24,000	\$24,000	
<b>Admin:</b>	<b>0.000</b>	<b>Staff:</b>	<b>1.000</b>	<b>Admin Pro:</b>	<b>0.000</b>	
<b>Faculty:</b>	<b>0.000</b>	<b>Acad Pro:</b>	<b>0.000</b>	<b>Contract:</b>	<b>0.000</b>	
					<b>\$24,000</b>	
<b>4402</b>	<b>20806</b>	<b>WY Excell in HE - Biodiversity</b>				
4588	A	1.000	Director/Professor	\$125,328	\$125,328	
<b>Admin:</b>	<b>1.000</b>	<b>Staff:</b>	<b>0.000</b>	<b>Admin Pro:</b>	<b>0.000</b>	
<b>Faculty:</b>	<b>0.000</b>	<b>Acad Pro:</b>	<b>0.000</b>	<b>Contract:</b>	<b>0.000</b>	
					<b>\$125,328</b>	
<b>4402</b>	<b>20807</b>	<b>WY Excellence in HE-Nursing</b>				
4272	F	1.000	Professor	\$60,000	\$110,000	
<b>Admin:</b>	<b>0.000</b>	<b>Staff:</b>	<b>0.000</b>	<b>Admin Pro:</b>	<b>0.000</b>	
<b>Faculty:</b>	<b>1.000</b>	<b>Acad Pro:</b>	<b>0.000</b>	<b>Contract:</b>	<b>0.000</b>	
					<b>\$110,000</b>	
<b>1318</b>	<b>20867</b>	<b>ACTA Match 2012-13</b>				
4724	S	0.278	Bus Driver	\$27,900	\$7,757	
4750	S	0.278	Bus Driver	\$27,900	\$7,757	
4941	S	0.278	Bus Driver	\$27,900	\$7,757	
4942	S	0.278	Bus Driver	\$27,900	\$7,757	
<b>Admin:</b>	<b>0.000</b>	<b>Staff:</b>	<b>1.112</b>	<b>Admin Pro:</b>	<b>0.000</b>	
<b>Faculty:</b>	<b>0.000</b>	<b>Acad Pro:</b>	<b>0.000</b>	<b>Contract:</b>	<b>0.000</b>	
					<b>\$31,028</b>	
<b>Admin:</b>	<b>18.661</b>	<b>Staff:</b>	<b>434.030</b>	<b>Admin Pro:</b>	<b>8.300</b>	
<b>Faculty:</b>	<b>21.006</b>	<b>Acad Pro:</b>	<b>77.570</b>	<b>Contract:</b>	<b>26.143</b>	
					<b>\$25,656,582</b>	

# Appendix

**Board of Trustees Agenda Item  
May 9-10, 2013**



UNIVERSITY OF WYOMING

The University of Wyoming  
 Board of Trustees' Report  
 May 9-10, 2013  
 Page 2

**AGENDA ITEM TITLE: FY 2013-2014 Operating Budget, Lowe/Williams**

CHECK THE APPROPRIATE BOX(ES):

- Work Session  
 Education Session  
 Information Item  
 Other           Specify: BUSINESS MEETING – CONSENT AGENDA

BACKGROUND AND POLICY CONTEXT OF ISSUE:

The Trustees of the University of Wyoming, a constitutional body, are responsible for the “management of the university” (Wyoming Constitution, Article 7, 17).

**UW Medical Education - Agency 167**  
**2013-2014 Biennium - Revision of FY 2013 Budget Authority**

The 2013 Wyoming Legislature reduced the Agency 167 2013-2014 biennial budget. There are two components to these reductions:

- Funding for the Advanced Practice-RN Psychiatry program was eliminated. Previously, in May 2012, the Board of Trustees approved a FY 2013 budget of \$253.8 thousand for this program. \$253.8 thousand represents one-half of the biennium budget. The remaining reduction is reflected in the FY 2014 Operating Budget presented below.
- In Section 329 of House Bill 1 (Chapter 73) the Legislature directed the Wyoming Department of Administration and Information Budget Division to identify and recapture general fund appropriations for employee health insurance premiums considered by the State “to be in excess of projected costs.” In accordance with the law, one-half of the reduction, \$91.4 thousand, will be taken from the FY 2013 budget and the remaining reduction is also reflected below in the FY 2014 Operating Budget.

Thus, the Board of Trustees is asked to approve a total reduction of \$345.2 thousand to revise the FY 2013 UW Medical Education budget for these two budget reductions.

**University of Wyoming – Agency 067 and UW Medical Education – Agency 167**  
**2013-2014 Biennium - Approval of FY 2014 Budget Authority**

University of Wyoming - Agency 067:

Section I:

- University of Wyoming operating budget and Brucellosis Testing Research
- National Center for Atmospheric Research (NCAR) Memorandum of Understanding
- School of Energy Resources



This section contains the general operating budget of the University supported by appropriated state general funds, federal formula funds for the support of the College of Agriculture, and other University funds (UW Income Fund, Sales and Services Fund, Agricultural Land Income, University Land Income, and Federal Mineral Royalties), and unrestricted income from the University of Wyoming Foundation.

#### Section II:

This section contains the self-sustaining budgets of the University that are supported by sponsored funding for research and other activities (primary source is federal funds), income from University auxiliary operations (e.g., housing, residence halls, student union, parking, duplicating, concessions, etc.), gifts and contributions, student fees, and Federal Mineral Royalties.

#### UW Medical Education - Agency 167:

##### Section I:

This section contains the general operating budget of UW Medical Education programs supported by appropriated state general funds and income from clinic operations.

#### General Overview of Proposed Operating Budget:

The proposed operating budget for FY 2014 has been prepared on the basis of the state general fund appropriations to the University for the 2013-2014 biennium, other state revenue sources such as UW Land Income Funds, and University funds, such as tuition and fees, that comprise the total operating budget to be approved by the Trustees. A summary of the total UW budget is shown below. The proposed FY 2014 Section I and II operating budget amounts displayed in this table present a comprehensive, agency level summary of revenues and expenditures for FY 2014 for University of Wyoming (Agency 067) and UW Medical Education (Agency 167). Revised amounts for FY 2013 due to budget reductions are also displayed in this table. Additional section-by-section details are included in the attached supplementary tables.

<b>Total Revenue / Sources</b>			
	<b>FY13 Approved</b>	<b>FY13 Revised</b>	<b>FY14 Proposed</b>
<b>General Fund</b>	215,933,717	215,588,579	199,820,345
<b>UW Income Fund</b>	56,150,279	56,150,279	58,215,504
<b>Athletics (Augmenting Revenue)</b>	2,379,045	2,379,045	2,379,045
<b>Sales &amp; Services</b>	2,570,805	2,570,805	8,070,805
<b>Federal Mineral Royalties</b>	13,365,000	13,365,000	13,365,000
<b>Fed. Funds--Ag. Coll. Research</b>	1,350,000	1,350,000	1,350,000
<b>Fed. Funds--Ag. Coll. Extension</b>	1,107,809	1,107,809	1,107,809
<b>Land Income Fund---University</b>	682,000	682,000	682,000
<b>Land Income Fund---Ag. College</b>	460,000	460,000	460,000
<b>Foundation and Gifts</b>	33,241,710	33,241,710	28,987,082
<b>Clinic Income</b>	4,546,236	4,546,236	4,546,236
<b>Grants and Contracts --Fed. Funds AML through DEQ</b>	19,570,000	19,570,000	18,745,000
<b>Grants and Contracts -- Other Federal Funds</b>	88,331,482	88,331,482	87,672,168
<b>Grants and Contracts --State Funds</b>	10,013,000	10,013,000	12,005,000
<b>Grants and Contracts --Other Funds</b>	5,223,541	5,223,541	5,340,801
<b>Auxiliary, Enterprise and Other University Funds</b>	84,443,146	84,443,146	85,618,589
<b>Other Government Agency Funds</b>	5,308,482	5,308,482	-
<b>Total</b>	544,676,252	544,331,113	528,365,383
<b>Total Expenditures / Uses</b>			
	<b>FY13 Approved</b>	<b>FY13 Revised</b>	<b>FY14 Proposed</b>
<b>Full-time Personal Services (1000)</b>	172,793,097	172,793,097	171,899,458
<b>Overtime (1100)</b>	49,322	49,322	45,322
<b>Part-time Personal Services (1200)</b>	25,722,081	25,722,081	28,332,498
<b>Graduate Assistant (1400)</b>	12,591,484	12,591,484	12,890,574
<b>Employer Paid Benefits (1900)</b>	77,357,088	77,265,700	75,808,567
<b>Total Personnel Services</b>	288,513,072	288,421,683	288,976,419
<b>Support Services (2000)</b>	163,490,855	163,478,355	155,466,831
<b>Grant &amp; Aid Payment (6000)</b>	56,507,595	56,266,345	53,012,393
<b>Non-op. Expenditure (8000)</b>	34,272,054	34,272,054	28,854,312
<b>Total</b>	542,783,576	542,438,437	526,309,955

\*The Board of Trustees table includes the Retention Incentive Payment. The Budget Index excludes the Retention Incentive Payment because it is a one-time payment (applies to both

\*\*The Board of Trustees table includes SER and NCAR. The Budget Index excludes these budgets on page 15 as they are reported separately as Special Appropriations.

This proposed FY 2014 operating budget includes the fiscal impact of legislation from the 2013 legislative session. In the area of budget reductions, the proposed budget incorporates the state appropriations reductions for University of Wyoming (Agency 067), including the School of Energy Resources, and UW Medical Education (Agency 167). The general fund appropriations

reductions are \$11.1 million for state aid, or the “block grant”, \$612 thousand for the School of Energy Resources and the remaining \$253.8 million for the Advanced Practice-RN Psychiatry program in the UW Medical Education budget. This program is now eliminated consistent with legislative action.

Other 2013 legislative action impacts personal services and employee benefits budgets. As noted earlier, in Section 329 of House Bill 1 (Chapter 73), the Legislature directed the Wyoming Department of Administration and Information Budget Division to identify and transfer general fund appropriations for employee health insurance considered by the State “to be in excess of projected costs.” In accordance with the law, in FY 2014, the University of Wyoming returns \$4.6 million from the employee benefits pool and \$91.4 thousand from the UW Medical Education budget previously appropriated for employee health insurance costs. In Section 330 of House Bill 1 from the 2013 legislative session, \$1.8 million was appropriated to University of Wyoming for a one-time retention incentive payment to be distributed to Section I employees in the October 2013 payroll. The one-time retention incentive payment will be distributed according to a policy to be approved by the Board of Trustees at its September 2013 meeting. Finally, consistent with House Bill 250 (Chapter 203) from the 2013 legislative session, both the University of Wyoming and UW Medical Education budgets include a pro-rated share of the state appropriation to UW of \$275,500 for the employer to pay or “pick up” a .25 percent increase in the employee-contribution rate for UW Section I employees, beginning September 2013. This rate increase will impact employees participating in both the Wyoming Retirement System as well as TIAA-CREF alternate retirement program.

Consistent with historical practice, the University will treat employees paid from Section II funds the same as employees paid from Section I funds. In this case, the University plans to make the retirement contribution for and the one-time retention incentive payment to employees paid from Section II funds, and the proposed FY 2014 operating budget reflects continuing that practice. Since Section II contains the self-sustaining budgets of the university, these budgets will bear the costs of the retirement contribution increase and the one-time retention incentive payment in FY 2014.

A provision in the 2011 Session Laws of the Wyoming Legislature, directs the University to create a \$3.5 million endowment to offset a portion of the operation and maintenance costs of the soon-to-be constructed Michael B. Enzi Science, Technology, Engineering and Mathematics (STEM) Facility. This one-time expenditure is reflected in the Agency 067 FY 2014 Operating Budget.

Approval of the University’s FY 2014 budget incorporates the budget authority for ASUW, Student Media (formerly Student Publications) and the Wyoming Union. Note that the University of Wyoming serves as fiscal agent for Enhanced Oil Recovery Commission and the Western Interstate Commission on Higher Education (WICHE); however, these funds are not included in the materials authorized by the Board of Trustees. Further, the Clean Coal Technology Task Force/Advanced Conversion Technology Task Force is a separate entity and is excluded from these materials.

Within the overall University budget, units have the flexibility to transfer funds between expenditure categories, with the exception of grants and aid payments (B6000), as long as the transfers are consistent with the underlying requirements of the original revenue source. Over

the course of the biennium, budget units have broadly defined authority to request budget transfers between expenditure categories and units. Transfer flexibility for Agency 167, UW Medical Education, is restricted by and subject to approval of the state.

**PRIOR RELATED BOARD DISCUSSIONS/ACTIONS:**

The Trustees have had numerous discussions regarding the Section I and II operating budgets, including budget authority adjustments, the budget requests submitted to the state budget office for review and approval by the Governor and the Legislature, budget reduction planning and budget reductions, tuition and fees, the *Fee Book*, and other pertinent topics.

**WHY THIS ITEM IS BEFORE THE BOARD:**

The Board's approval of the operating budget is required by Trustee Regulations and University budget procedures.

**ARGUMENTS IN SUPPORT:**

The Section I operating budget has been prepared based on legislative appropriations and estimated University resources. The Section II operating budget has been prepared based on operating budget proposals submitted by auxiliary enterprise units, ASUW, Student Media, the Wyoming Union, the Athletic department, sponsored research, Agricultural Experiment Station, Cooperative Extension Service and other university units operating under Section II funding. It has been reviewed by the President and other university officers as well as other interested parties, all of whom support the recommendation for approval.

**ARGUMENTS AGAINST:**

None.

**ACTION REQUIRED AT THIS MEETING:**

Approval of planned revenues and expenditures contained in the operating budget of the University of Wyoming for the fiscal period beginning July 1, 2012 and concluding June 30, 2014, specifically, revisions to the previously approved FY 2013 operating budget and approval of the FY 2014 operating budget.

**PRESIDENT'S RECOMMENDATION:**

The President recommends Board approval of the FY 2013 Revised and FY 2014 Operating Budget for the University of Wyoming (Agency 067) and UW Medical Education (Agency 167), as described in this item.

Total Revenue / Sources	067 Total Section I				067 Section II				067 Total				167 Total				Grand Total			
	FY13 Budget		FY14 Proposed		FY13 Budget		FY14 Proposed		FY13 Budget		FY14 Proposed		FY13 Revised		FY14 Proposed		FY13 Budget		FY14 Proposed	
General Fund	198,081,288	181,615,973	-	-	198,081,288	181,615,973	-	-	198,081,288	181,615,973	-	-	17,852,429	17,507,291	(345,139)	18,204,372	215,933,717	215,588,579	199,820,345	58,215,504
UW Income Fund	56,150,279	58,215,504	-	-	56,150,279	58,215,504	-	-	56,150,279	58,215,504	-	-	-	-	-	-	56,150,279	56,150,279	58,215,504	58,215,504
Athletics (Augmenting Revenue)	2,379,045	2,379,045	-	-	2,379,045	2,379,045	-	-	2,379,045	2,379,045	-	-	-	-	-	-	2,379,045	2,379,045	2,379,045	2,379,045
Sales & Services	2,570,805	8,070,805	-	-	2,570,805	8,070,805	-	-	2,570,805	8,070,805	-	-	-	-	-	-	2,570,805	2,570,805	8,070,805	8,070,805
Federal Mineral Royalties	7,011,361	7,011,361	-	-	6,353,639	6,353,639	-	-	13,365,000	13,365,000	-	-	-	-	-	-	13,365,000	13,365,000	13,365,000	13,365,000
Fed. Funds--Ag. Coll. Research	1,350,000	1,350,000	-	-	-	-	-	-	1,350,000	1,350,000	-	-	-	-	-	-	1,350,000	1,350,000	1,350,000	1,350,000
Fed. Funds--Ag. Coll. Extension	1,107,809	1,107,809	-	-	-	-	-	-	1,107,809	1,107,809	-	-	-	-	-	-	1,107,809	1,107,809	1,107,809	1,107,809
Land Income Fund---University	682,000	682,000	-	-	-	-	-	-	682,000	682,000	-	-	-	-	-	-	682,000	682,000	682,000	682,000
Land Income Fund---Ag. College	460,000	460,000	-	-	-	-	-	-	460,000	460,000	-	-	-	-	-	-	460,000	460,000	460,000	460,000
Foundation and Gifts	2,225,910	2,225,910	-	-	31,015,800	26,761,172	-	-	33,241,710	28,987,082	-	-	-	-	-	-	33,241,710	33,241,710	28,987,082	4,546,236
Clinic Income	-	-	-	-	-	-	-	-	-	-	-	-	-	-	-	-	4,546,236	4,546,236	4,546,236	4,546,236
Grants and Contracts --Fed. Funds AML through DEQ	-	-	-	-	19,570,000	18,745,000	-	-	19,570,000	18,745,000	-	-	-	-	-	-	19,570,000	19,570,000	18,745,000	18,745,000
Grants and Contracts -- Other Federal Funds	-	-	-	-	88,331,482	87,672,168	-	-	88,331,482	87,672,168	-	-	-	-	-	-	88,331,482	88,331,482	87,672,168	87,672,168
Grants and Contracts -- State Funds	-	-	-	-	10,013,000	12,005,000	-	-	10,013,000	12,005,000	-	-	-	-	-	-	10,013,000	10,013,000	12,005,000	12,005,000
Grants and Contracts --Other Funds	-	-	-	-	5,223,541	5,340,801	-	-	5,223,541	5,340,801	-	-	-	-	-	-	5,223,541	5,223,541	5,340,801	5,340,801
Auxiliary, Enterprise and Other University Funds	-	-	-	-	84,443,146	85,618,589	-	-	84,443,146	85,618,589	-	-	-	-	-	-	84,443,146	84,443,146	85,618,589	85,618,589
Other Government Agency Funds	-	-	-	-	5,308,482	-	-	-	5,308,482	-	-	-	-	-	-	-	5,308,482	5,308,482	-	-
Total	272,018,497	263,118,407	-	-	250,259,090	242,496,369	-	-	522,277,587	505,614,776	-	-	22,398,665	22,053,527	(345,139)	22,750,608	544,676,252	544,331,113	528,365,383	528,365,383
Total Expenditures / Uses	067 Total Section I				067 Section II				067 Total				167 Total				Grand Total			
Full-time Personal Services (1000)	126,616,406	124,404,097	49,322	45,322	37,796,261	39,114,931	-	-	164,412,667	163,519,028	-	-	8,380,430	8,380,430	-	8,380,430	172,793,097	172,793,097	171,899,458	171,899,458
Overtime (1100)	49,322	45,322	-	-	-	-	-	-	49,322	45,322	-	-	-	-	-	-	49,322	49,322	45,322	45,322
Part-time Personal Services (1200)	8,530,923	10,132,038	8,530,923	10,132,038	16,688,637	17,639,938	25,219,560	27,771,976	25,219,560	27,771,976	-	-	502,521	502,521	-	560,522	25,722,081	25,722,081	28,332,498	28,332,498
Graduate Assistant (1400)	5,680,381	5,680,381	5,680,381	5,680,381	6,896,917	7,196,007	12,577,298	12,876,388	12,577,298	12,876,388	-	-	14,186	14,186	-	14,186	12,591,484	12,591,484	12,890,574	12,890,574
Employer Paid Benefits (1900)	53,667,498	50,679,437	53,667,498	50,679,437	19,566,858	21,083,743	73,234,356	71,763,180	73,234,356	71,763,180	-	-	4,122,732	4,031,344	(91,389)	4,045,387	77,357,088	77,265,700	75,808,567	75,808,567
Total Personnel Services	194,544,530	190,941,275	194,544,530	190,941,275	80,948,673	85,034,619	275,493,203	275,975,894	275,493,203	275,975,894	-	-	13,019,869	12,928,481	(91,389)	13,000,525	288,513,072	288,421,683	288,976,419	288,976,419
Support Services (2000)	55,560,260	48,811,089	55,560,260	48,811,089	104,912,398	103,650,045	160,472,658	152,461,134	160,472,658	152,461,134	-	-	3,018,197	3,005,697	(12,500)	3,005,697	163,490,855	163,478,355	155,466,831	155,466,831
Grant & Aid Payment (6000)	21,798,736	19,857,545	21,798,736	19,857,545	28,348,260	26,410,462	50,146,996	46,268,007	50,146,996	46,268,007	-	-	6,360,599	6,119,349	(241,250)	6,744,386	56,507,595	56,266,345	53,012,393	53,012,393
Non-op. Expenditure (8000)	114,971	3,508,498	114,971	3,508,498	34,157,083	25,345,814	34,272,054	28,854,312	34,272,054	28,854,312	-	-	-	-	-	-	34,272,054	34,272,054	28,854,312	28,854,312
Total	272,018,497	263,118,407	272,018,497	263,118,407	248,366,414	240,440,940	520,384,911	503,559,347	520,384,911	503,559,347	-	-	22,398,665	22,053,527	(345,139)	22,750,608	542,783,576	542,438,437	526,309,955	526,309,955

Total Revenue / Sources	067 Section I				SER				NCAR				067 Total Section I			
	FY13 Budget	FY14 Proposed	FY13 Budget	FY14 Proposed	FY13 Budget	FY14 Proposed	FY13 Budget	FY14 Proposed	FY13 Budget	FY14 Proposed	FY13 Budget	FY14 Proposed	FY13 Budget	FY14 Proposed		
General Fund	186,881,288	171,027,973	10,200,000	9,588,000	1,000,000	1,000,000	-	-	-	-	198,081,288	181,615,973	198,081,288	181,615,973		
UW Income Fund	56,150,279	58,215,504	-	-	-	-	-	-	-	-	56,150,279	58,215,504	56,150,279	58,215,504		
Athletics (Augmenting Revenue)	2,379,045	2,379,045	-	-	-	-	-	-	-	-	2,379,045	2,379,045	2,379,045	2,379,045		
Sales & Services	2,570,805	8,070,805	-	-	-	-	-	-	-	-	2,570,805	8,070,805	2,570,805	8,070,805		
Federal Mineral Royalties	7,011,361	7,011,361	-	-	-	-	-	-	-	-	7,011,361	7,011,361	7,011,361	7,011,361		
Fed. Funds--Ag. Coll. Research	1,350,000	1,350,000	-	-	-	-	-	-	-	-	1,350,000	1,350,000	1,350,000	1,350,000		
Fed. Funds--Ag. Coll. Extension	1,107,809	1,107,809	-	-	-	-	-	-	-	-	1,107,809	1,107,809	1,107,809	1,107,809		
Land Income Fund---University	682,000	682,000	-	-	-	-	-	-	-	-	682,000	682,000	682,000	682,000		
Land Income Fund---Ag. College	460,000	460,000	-	-	-	-	-	-	-	-	460,000	460,000	460,000	460,000		
Foundation and Gifts	2,225,910	2,225,910	-	-	-	-	-	-	-	-	2,225,910	2,225,910	2,225,910	2,225,910		
Clinic Income	-	-	-	-	-	-	-	-	-	-	-	-	-	-	-	
Grants and Contracts --Fed. Funds AML through DEQ	-	-	-	-	-	-	-	-	-	-	-	-	-	-	-	
Grants and Contracts -- Other Federal Funds	-	-	-	-	-	-	-	-	-	-	-	-	-	-	-	
Grants and Contracts --State Funds	-	-	-	-	-	-	-	-	-	-	-	-	-	-	-	
Grants and Contracts --Other Funds	-	-	-	-	-	-	-	-	-	-	-	-	-	-	-	
Auxiliary, Enterprise and Other University Funds	-	-	-	-	-	-	-	-	-	-	-	-	-	-	-	
Other Government Agency Funds	-	-	-	-	-	-	-	-	-	-	-	-	-	-	-	
<b>Total</b>	<b>260,818,497</b>	<b>252,530,407</b>	<b>10,200,000</b>	<b>9,588,000</b>	<b>1,000,000</b>	<b>1,000,000</b>	<b>-</b>	<b>-</b>	<b>-</b>	<b>-</b>	<b>272,018,497</b>	<b>263,118,407</b>	<b>272,018,497</b>	<b>263,118,407</b>		
<b>Total Expenditures / Uses</b>	<b>067 Section I</b>				<b>SER</b>				<b>NCAR</b>				<b>067 Total Section I</b>			
	<b>FY13 Proposed</b>	<b>FY14 Proposed</b>	<b>FY13 Proposed</b>	<b>FY14 Proposed</b>	<b>FY13 Proposed</b>	<b>FY14 Proposed</b>	<b>FY13 Proposed</b>	<b>FY14 Proposed</b>	<b>FY13 Proposed</b>	<b>FY14 Proposed</b>	<b>FY13 Proposed</b>	<b>FY14 Proposed</b>	<b>FY13 Proposed</b>	<b>FY14 Proposed</b>		
Full-time Personal Services (1000)	124,043,354	121,831,045	2,573,052	2,573,052	-	-	-	-	-	-	126,616,406	124,404,097	126,616,406	124,404,097		
Overtime (1100)	49,322	45,322	-	-	-	-	-	-	-	-	49,322	45,322	49,322	45,322		
Part-time Personal Services (1200)	8,530,923	10,132,038	-	-	-	-	-	-	-	-	8,530,923	10,132,038	8,530,923	10,132,038		
Graduate Assistant (1400)	5,680,381	5,680,381	-	-	-	-	-	-	-	-	5,680,381	5,680,381	5,680,381	5,680,381		
Employer Paid Benefits (1900)	52,492,498	49,504,437	1,175,000	1,175,000	-	-	-	-	-	-	53,667,498	50,679,437	53,667,498	50,679,437		
<b>Total Personnel Services</b>	<b>190,796,478</b>	<b>187,193,223</b>	<b>3,748,052</b>	<b>3,748,052</b>	<b>-</b>	<b>-</b>	<b>-</b>	<b>-</b>	<b>-</b>	<b>-</b>	<b>194,544,530</b>	<b>190,941,275</b>	<b>194,544,530</b>	<b>190,941,275</b>		
Support Services (2000)	48,708,312	42,571,141	5,851,948	5,239,948	1,000,000	1,000,000	-	-	-	-	55,560,260	48,811,089	55,560,260	48,811,089		
Grant & Aid Payment (6000)	21,198,736	19,257,545	600,000	600,000	-	-	-	-	-	-	21,798,736	19,857,545	21,798,736	19,857,545		
Non-op. Expenditure (8000)	114,971	3,508,498	-	-	-	-	-	-	-	-	114,971	3,508,498	114,971	3,508,498		
<b>Total</b>	<b>260,818,497</b>	<b>252,530,407</b>	<b>10,200,000</b>	<b>9,588,000</b>	<b>1,000,000</b>	<b>1,000,000</b>	<b>-</b>	<b>-</b>	<b>-</b>	<b>-</b>	<b>272,018,497</b>	<b>263,118,407</b>	<b>272,018,497</b>	<b>263,118,407</b>		

\*The Board of Trustees table includes the Retention Incentive Payment. The Budget Index excludes the Retention Incentive Payment because it is a one-time payment (applies to both 067 and 067).  
 \*\*The Board of Trustees table includes SER and NCAR. The Budget Index excludes these budgets on page 15 as they are reported separately as Special Appropriations.