


Summary Institution-Level Pass Rate Data: Traditional Teacher Preparation Program Within IHE


		HEOA - Title II 2019 - 2020 Academic Year				
Institution Name		UNIVERSITY OF WYOMING				
Institution Code		4855				
State		Wyoming				
		<i>April 5, 2021</i>				
		Statewide				
Group	Number Taking Assessment¹	Number Passing Assessment²	Institutional Pass Rate	Number Taking Assessment¹	Number Passing Assessment²	Statewide Pass Rate
All program completers, 2019-20	132	103	78%	132	103	78%
All program completers, 2018-19	121	116	96%	121	116	96%
All program completers, 2017-18	135	120	89%	135	120	89%

Note: In cases where there are less than ten students taking the assessment or license/certificate, the number passing and pass rate are not reported.


¹ Number of completers taking one or more assessments within their area of specialization.

² Summary level "Number Taking Assessment" may differ from assessment level "Number Taking Assessment" because each student is counted once at the summary level but may be counted in multiple assessments at the assessment level.

Single Assessment Institution-Level Pass Rate Data: Traditional Teacher Preparation Program Within IHE

		HEOA - Title II 2019 - 2020 Academic Year								
Institution Name		UNIVERSITY OF WYOMING								
Institution Code		4855								
State		Wyoming								
							<i>April 5, 2021</i>			
Assessment Information ¹	Group	Number Taking Assessment	Number Passing Assessment	Institutional Pass Rate	Institutional Average Scaled Score	Assessment Cut Score ²	Statewide			
							Number Taking Assessment	Number Passing Assessment	Statewide Pass Rate	Statewide Average Scaled Score
ELEM ED MULTI SUBJ MATHEMATICS (5003) Test Company: ETS Score Range: 100-200	All enrolled students who have completed all nonclinical courses, 2019-20	5				157	5			
	Other enrolled students, 2019-20	5				157	5			
	All program completers, 2019-20	117	106	91%	177	157	117	106	91%	177
	All program completers, 2018-19	104	102	98%	178	157	104	102	98%	178
	All program completers, 2017-18	119	114	96%	177	157	119	114	96%	177
ELEM ED MULTI SUBJ READING LANG ARTS (5002) Test Company: ETS Score Range: 100-200	All enrolled students who have completed all nonclinical courses, 2019-20	5				157	5			
	Other enrolled students, 2019-20	6				157	6			
	All program completers, 2019-20	117	106	91%	171	157	117	106	91%	171
	All program completers, 2018-19	104	102	98%	171	157	104	102	98%	171
	All program completers, 2017-18	119	110	92%	170	157	119	110	92%	170
ELEM ED MULTI SUBJ SCIENCES (5005) Test Company: ETS Score Range: 100-200	All enrolled students who have completed all nonclinical courses, 2019-20	5				159	5			
	Other enrolled students, 2019-20	5				159	5			
	All program completers, 2019-20	116	104	90%	174	159	116	104	90%	174
	All program completers, 2018-19	104	101	97%	174	159	104	101	97%	174
	All program completers, 2017-18	119	113	95%	172	159	119	113	95%	172
ELEM ED MULTI SUBJ SOCIAL STUDIES (5004) Test Company: ETS Score Range: 100-200	All enrolled students who have completed all nonclinical courses, 2019-20	5				155	5			
	Other enrolled students, 2019-20	6				155	6			
	All program completers, 2019-20	117	98	84%	167	155	117	98	84%	167
	All program completers, 2018-19	104	99	95%	167	155	104	99	95%	167
	All program completers, 2017-18	119	111	93%	167	155	119	111	93%	167

Single Assessment Institution-Level Pass Rate Data: Traditional Teacher Preparation Program Within IHE

	HEOA - Title II 2019 - 2020 Academic Year
	Institution Name UNIVERSITY OF WYOMING
	Institution Code 4855
	State Wyoming

April 5, 2021

Assessment Information ¹	Group	Number Taking Assessment	Number Passing Assessment	Institutional Pass Rate	Institutional Average Scaled Score	Assessment Cut Score ²	Statewide			
							Number Taking Assessment	Number Passing Assessment	Statewide Pass Rate	Statewide Average Scaled Score
SOCIAL STUDIES CONTENT KNOWLEDGE (0081) Test Company: ETS Score Range: 100-200	All enrolled students who have completed all nonclinical courses, 2019-20									
	Other enrolled students, 2019-20									
	All program completers, 2019-20	14	9	64%	167	158	14	9	64%	167
	All program completers, 2018-19	17	17	100%	171	158	17	17	100%	171
	All program completers, 2017-18	16	15	94%	168	158	16	15	94%	168

Note: In cases where there are less than ten students taking the assessment or license/certificate, the number passing and pass rate are not reported.

¹Tests with multiple delivery options (computer, paper, etc.) will be noted with the assessment code for one format only.

²Cut scores may vary for groups depending upon when the cut scores are established by the state and when each group completed their teacher certification or licensure assessment.